



# Aquis Park Gold Coast Poly QLD Professional

## Race 5: WILCLEAN Maiden Plate - 1540m

28 January 2023 - 15:29



Track Rating: Synthetic, Weather: Fine, Rail Position: True Entire

Section													Overall	1400m	1200m	1000m	800m	600m	400m	Last 600m
Field Times													1:36.81 (0:10.32)	1:26.49 (0:11.57)	1:14.92 (0:11.42)	1:03.50 (0:11.61)	0:51.89 (0:12.44)	0:39.45 (0:12.73)	0:26.72 (0:13.23)	0:39.45
Rank	TAB	Horse/Jockey	Barrier	Top Speed [km/h]	Fastest Section								Distance Travelled [m]							
1	5	CAPITEEL Jag Guthmann-Chester	6	64.1 1400m	0:10.60 Overall	1:36.81 [1] (0:10.60)	1:26.21 [5] (0:11.68)	1:14.53 [7] (0:11.59)	1:02.94 [7] (0:11.82)	0:51.12 [7] (0:12.17)	0:38.95 [5] (0:12.58)	0:26.37 [4] (0:12.91)	0:38.95							
2	11	LADY CHARTWELL Sean Cormack	7	63.7 1400m	0:10.32 Overall	1:36.81 [2] (0:10.32)	1:26.49 [1] (0:11.71)	1:14.78 [3] (0:11.56)	1:03.22 [5] (0:11.84)	0:51.38 [4] (0:12.29)	0:39.09 [4] (0:12.54)	0:26.55 [3] (0:13.06)	0:39.09 -6							
3	3	IN CLOSE REACH Les Tilley	9	64.6 1000m	0:10.33 Overall	1:36.86 [3] (0:10.33)	1:26.53 [2] (0:11.73)	1:14.80 [4] (0:11.47)	1:03.33 [4] (0:11.83)	0:51.50 [3] (0:12.19)	0:39.31 [2] (0:12.54)	0:26.77 [2] (0:13.25)	0:39.31 -13							
4	12	TANTALUM Rikki Jamieson	12	64.1 1400m	0:11.27 Overall	1:37.00 [4] (0:11.27)	1:25.73 [10] (0:11.59)	1:14.14 [10] (0:11.50)	1:02.64 [9] (0:11.92)	0:50.72 [9] (0:12.10)	0:38.62 [8] (0:12.47)	0:26.15 [7] (0:12.93)	0:38.62 -6							
5	7	CAOIMHE Jake Molloy	2	63.3 1400m	0:10.63 Overall	1:37.20 [5] (0:10.63)	1:26.57 [6] (0:11.57)	1:15.00 [6] (0:11.57)	1:03.43 [6] (0:11.84)	0:51.59 [6] (0:12.30)	0:39.29 [6] (0:12.90)	0:26.39 [6] (0:13.02)	0:39.29 -17							
6	2	DEVINE FALLS Cyril Small	11	65.4 1400m	0:10.64 Overall	1:38.95 [6] (0:10.64)	1:28.31 [7] (0:11.53)	1:16.78 [5] (0:11.14)	1:05.64 [1] (0:11.61)	0:54.03 [1] (0:12.44)	0:41.59 [1] (0:12.75)	0:28.84 [1] (0:13.76)	0:41.59 -10							
7	8	IS THAT YOU ETHEL Georgina Cartwright	5	63.8 1400m	0:10.43 Overall	1:39.14 [7] (0:10.43)	1:28.71 [4] (0:11.47)	1:17.24 [1] (0:11.68)	1:05.56 [3] (0:12.01)	0:53.55 [5] (0:12.60)	0:40.95 [7] (0:13.36)	0:27.59 [8] (0:13.78)	0:40.95 -11							
8	9	SLICK HEELS Alisha Donald	3	63.5 1400m	0:10.74 Overall	1:39.36 [8] (0:10.74)	1:28.62 [8] (0:11.83)	1:16.79 [8] (0:11.79)	1:05.00 [10] (0:12.18)	0:52.82 [10] (0:12.46)	0:40.36 [10] (0:13.07)	0:27.29 [10] (0:13.56)	0:40.36 -16							
9	4	PERFECT IMPACT Luke Dittman	10	63.7 1400m	0:10.88 Overall	1:39.94 [9] (0:10.88)	1:29.06 [9] (0:11.73)	1:17.33 [9] (0:11.60)	1:05.73 [8] (0:11.85)	0:53.88 [8] (0:12.40)	0:41.48 [9] (0:13.19)	0:28.29 [9] (0:13.76)	0:41.48 -11							
10	1	DEDICATED FEW Wanderson D'Avila	4	63.9 1400m	0:10.39 Overall	1:40.49 [10] (0:10.39)	1:30.10 [3] (0:11.50)	1:18.60 [2] (0:11.55)	1:07.05 [2] (0:11.85)	0:55.20 [2] (0:12.29)	0:42.91 [3] (0:13.13)	0:29.78 [5] (0:14.17)	0:42.91 -16							

Scratched: Golden Honour (#6), Coco Jewel (#10)

[ ] Ranking at each section and finish  
 -:-:- No data available at this section  
 NA No data available

SCN Saddle cloth number  
 DNF Did not finish  
 DNT Did not track



# Aquis Park Gold Coast Poly QLD Professional

## Race 5: WILCLEAN Maiden Plate - 1540m

28 January 2023 - 15:29



Track Rating: Synthetic, Weather: Fine, Rail Position: True Entire

Section				200m				Last 600m	
Field Times				0:13.49 (0:13.49)				0:39.45	
Rank	TAB	Horse/Jockey	Barrier	Top Speed [km/h]	Fastest Section	Margin			Distance Travelled [m]
1	5	<b>CAPITEEL</b> Jag Guthmann-Chester	6	64.1 1400m	0:10.60 Overall	0:13.46 [2] (0:13.46)	1:36.81		0:38.95
2	11	<b>LADY CHARTWELL</b> Sean Cormack	7	63.7 1400m	0:10.32 Overall	0:13.49 [1] (0:13.49)	0.1L		0:39.09 -6
3	3	<b>IN CLOSE REACH</b> Les Tilley	9	64.6 1000m	0:10.33 Overall	0:13.52 [3] (0:13.52)	0.3L		0:39.31 -13
4	12	<b>TANTALUM</b> Rikki Jamieson	12	64.1 1400m	0:11.27 Overall	0:13.22 [4] (0:13.22)	1.1L		0:38.62 -6
5	7	<b>CAOIMHE</b> Jake Molloy	2	63.3 1400m	0:10.63 Overall	0:13.37 [5] (0:13.37)	2.1L		0:39.29 -17
6	2	<b>DEVINE FALLS</b> Cyril Small	11	65.4 1400m	0:10.64 Overall	0:15.08 [6] (0:15.08)	12.4L		0:41.59 -10
7	8	<b>IS THAT YOU ETHEL</b> Georgina Cartwright	5	63.8 1400m	0:10.43 Overall	0:13.81 [8] (0:13.81)	13.4L		0:40.95 -11
8	9	<b>SLICK HEELS</b> Alisha Donald	3	63.5 1400m	0:10.74 Overall	0:13.73 [10] (0:13.73)	14.7L		0:40.36 -16
9	4	<b>PERFECT IMPACT</b> Luke Dittman	10	63.7 1400m	0:10.88 Overall	0:14.53 [9] (0:14.53)	18L		0:41.48 -11
10	1	<b>DEDICATED FEW</b> Wanderson D'Avila	4	63.9 1400m	0:10.39 Overall	0:15.61 [7] (0:15.61)	21.3L		0:42.91 -16

Scratched: Golden Honour (#6), Coco Jewel (#10)

Report Created: Sat 28 January 2023 16:17 GMT+1 (Note: Timing is based on position data)

Page 2/12

[ ] Ranking at each section and finish  
 -:-:- No data available at this section  
 NA No data available

SCN Saddle cloth number  
 DNF Did not finish  
 DNT Did not track

data processed by TRIPLESDATA



Horse/Jockey Name	Capiteel
Final Rank	1
Fastest Section Time (Section)	0:10.60 (Overall)
Top Speed [km/h] (Section)	64.1 (1400m)
Race State	Finished



Aquis Park Gold Coast Poly QLD Professional

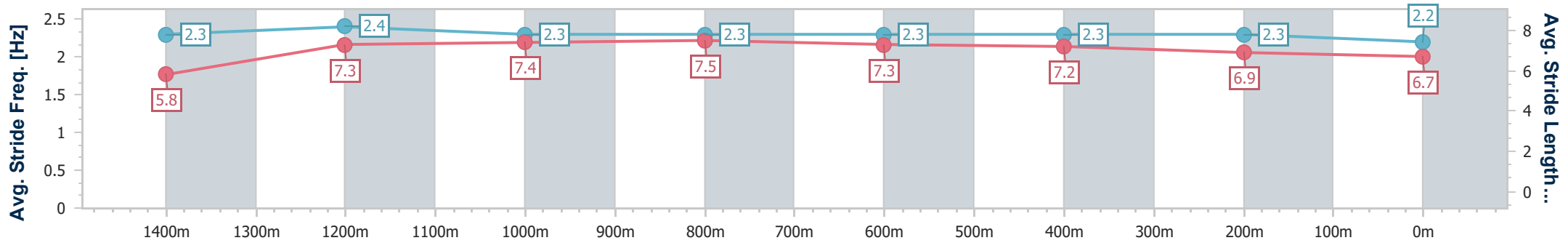
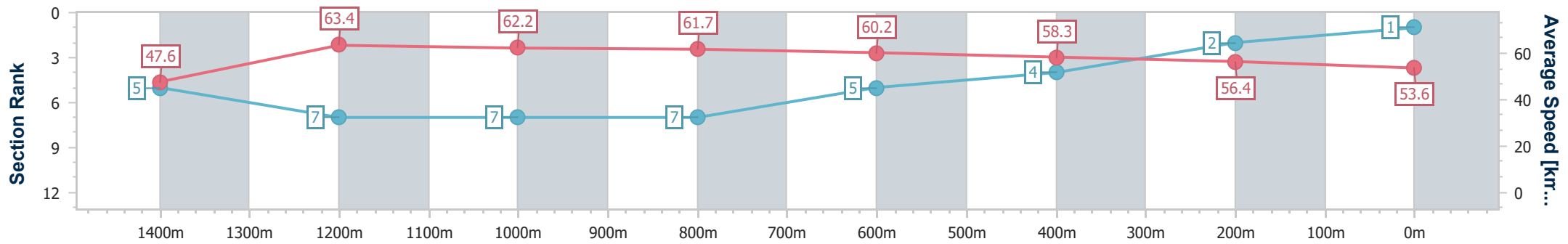
Race 5: WILCLEAN Maiden Plate - 1540m

28 January 2023 - 15:29

Track Rating: Synthetic, Weather: Fine, Rail Position: True Entire



Section	Overall	1400m	1200m	1000m	800m	600m	400m	200m
Section Times	1:36.81 [1] (0:10.60)	1:26.21 [5] (0:11.68)	1:14.53 [7] (0:11.59)	1:02.94 [7] (0:11.82)	0:51.12 [7] (0:12.17)	0:38.95 [5] (0:12.58)	0:26.37 [4] (0:12.91)	0:13.46 [2] (0:13.46)
Average Speed [km/h]	47.6	63.4	62.2	61.7	60.2	58.3	56.4	53.6
Top Speed [km/h]	62.5	64.1	63.1	63.3	61.4	60.2	56.6	56.5
Avg. Dist. to Rail [m]	6.2	3.7	4.2	4.6	3.1	3.7	5.3	5.2
Avg. Stride Freq. [Hz]	2.3	2.4	2.3	2.3	2.3	2.3	2.3	2.2
Avg. Stride Length [m]	5.8	7.3	7.4	7.5	7.3	7.2	6.9	6.7



- [ ] Ranking at each section and finish
- .-.- No data available at this section
- NA No data available



Horse/Jockey Name	Lady Chartwell
Final Rank	2
Fastest Section Time (Section)	0:10.32 (Overall)
Top Speed [km/h] (Section)	63.7 (1400m)
Race State	Finished



Aquis Park Gold Coast Poly QLD Professional

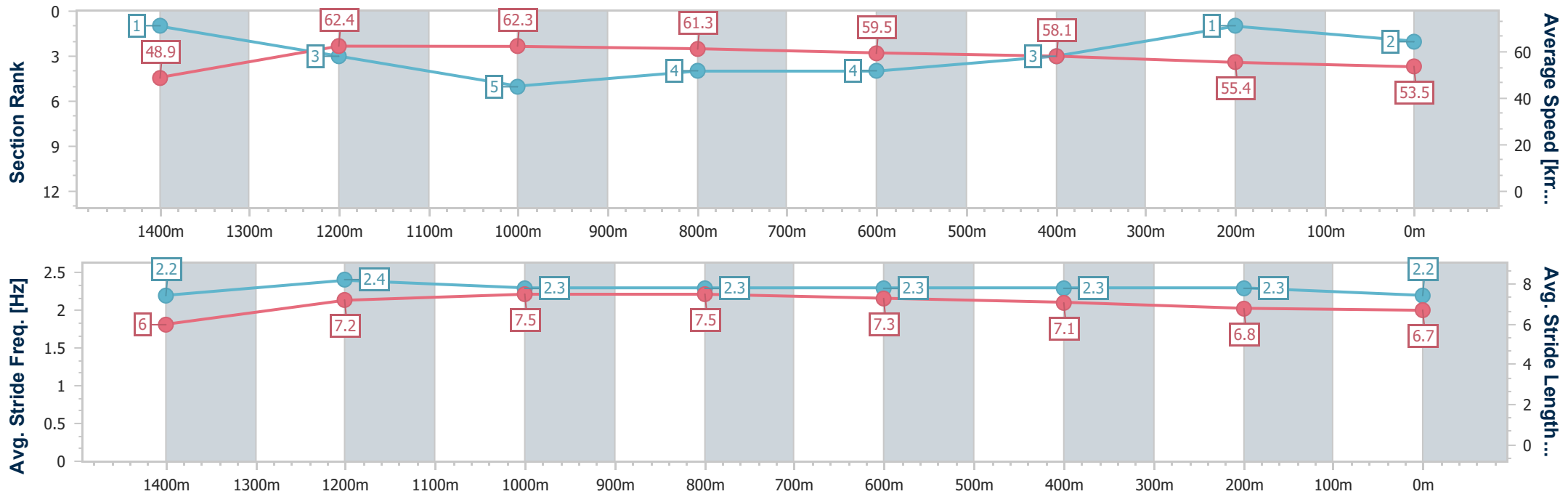
Race 5: WILCLEAN Maiden Plate - 1540m

28 January 2023 - 15:29

Track Rating: Synthetic, Weather: Fine, Rail Position: True Entire



Section	Overall	1400m	1200m	1000m	800m	600m	400m	200m
Section Times	1:36.81 [2] (0:10.32)	1:26.49 [1] (0:11.71)	1:14.78 [3] (0:11.56)	1:03.22 [5] (0:11.84)	0:51.38 [4] (0:12.29)	0:39.09 [4] (0:12.54)	0:26.55 [3] (0:13.06)	0:13.49 [1] (0:13.49)
Average Speed [km/h]	48.9	62.4	62.3	61.3	59.5	58.1	55.4	53.5
Top Speed [km/h]	62.1	63.7	62.8	62.3	60.1	60.3	56.2	55.2
Avg. Dist. to Rail [m]	6.0	1.9	2.3	2.7	2.6	2.5	3.9	3.9
Avg. Stride Freq. [Hz]	2.2	2.4	2.3	2.3	2.3	2.3	2.3	2.2
Avg. Stride Length [m]	6.0	7.2	7.5	7.5	7.3	7.1	6.8	6.7



- [ ] Ranking at each section and finish
- .-.- No data available at this section
- NA No data available



Horse/Jockey Name	In Close Reach
Final Rank	3
Fastest Section Time (Section)	0:10.33 (Overall)
Top Speed [km/h] (Section)	64.6 (1000m)
Race State	Finished



Aquis Park Gold Coast Poly QLD Professional

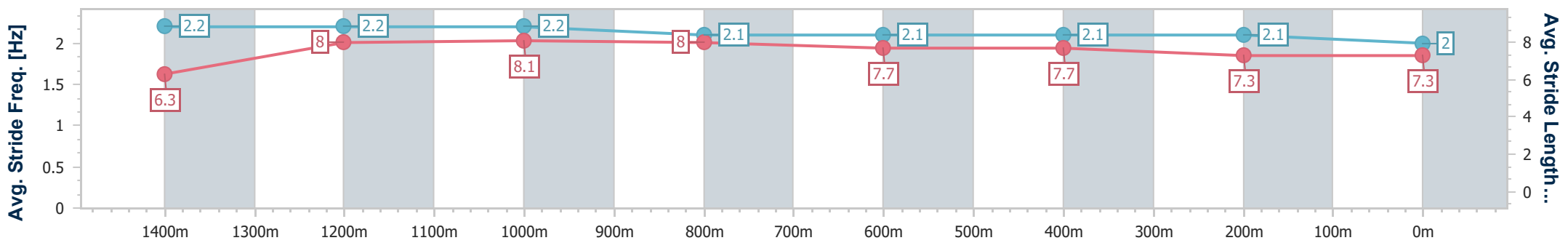
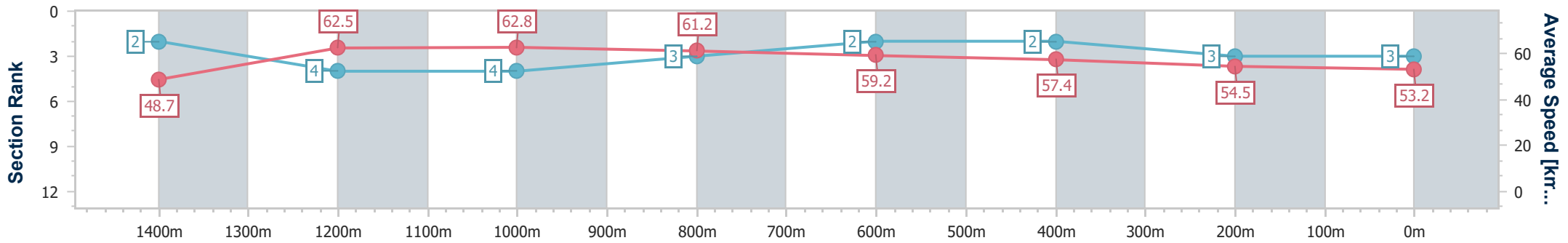
Race 5: WILCLEAN Maiden Plate - 1540m

28 January 2023 - 15:29

Track Rating: Synthetic, Weather: Fine, Rail Position: True Entire



Section	Overall	1400m	1200m	1000m	800m	600m	400m	200m
Section Times	1:36.86 [3] (0:10.33)	1:26.53 [2] (0:11.73)	1:14.80 [4] (0:11.47)	1:03.33 [4] (0:11.83)	0:51.50 [3] (0:12.19)	0:39.31 [2] (0:12.54)	0:26.77 [2] (0:13.25)	0:13.52 [3] (0:13.52)
Average Speed [km/h]	48.7	62.5	62.8	61.2	59.2	57.4	54.5	53.2
Top Speed [km/h]	62.7	64.1	64.0	64.6	60.1	58.8	55.5	54.7
Avg. Dist. to Rail [m]	7.0	2.4	2.7	2.2	0.4	0.3	1.5	2.3
Avg. Stride Freq. [Hz]	2.2	2.2	2.2	2.1	2.1	2.1	2.1	2.0
Avg. Stride Length [m]	6.3	8.0	8.1	8.0	7.7	7.7	7.3	7.3



- [ ] Ranking at each section and finish
- .-.- No data available at this section
- NA No data available



Horse/Jockey Name	Tantalum
Final Rank	4
Fastest Section Time (Section)	0:11.27 (Overall)
Top Speed [km/h] (Section)	64.1 (1400m)
Race State	Finished



Aquis Park Gold Coast Poly QLD Professional

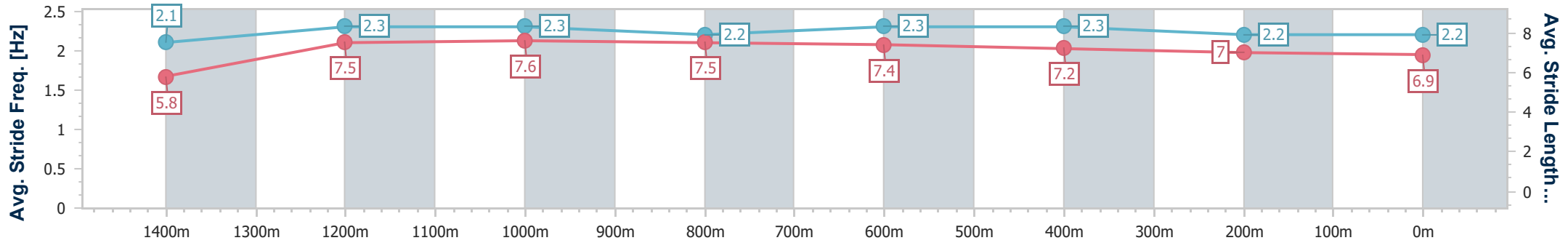
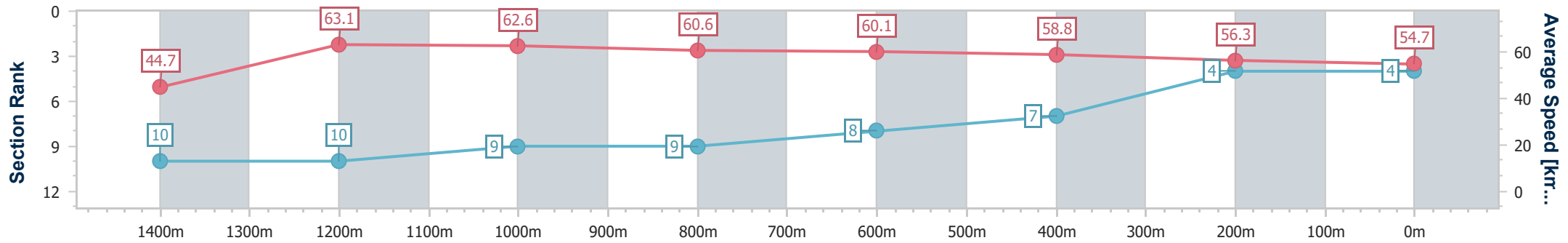
Race 5: WILCLEAN Maiden Plate - 1540m

28 January 2023 - 15:29

Track Rating: Synthetic, Weather: Fine, Rail Position: True Entire



Section	Overall	1400m	1200m	1000m	800m	600m	400m	200m
Section Times	1:37.00 [4] (0:11.27)	1:25.73 [10] (0:11.59)	1:14.14 [10] (0:11.50)	1:02.64 [9] (0:11.92)	0:50.72 [9] (0:12.10)	0:38.62 [8] (0:12.47)	0:26.15 [7] (0:12.93)	0:13.22 [4] (0:13.22)
Average Speed [km/h]	44.7	63.1	62.6	60.6	60.1	58.8	56.3	54.7
Top Speed [km/h]	60.9	64.1	63.8	61.9	61.3	61.5	56.7	56.2
Avg. Dist. to Rail [m]	9.3	1.8	2.0	1.7	2.0	3.6	6.4	7.1
Avg. Stride Freq. [Hz]	2.1	2.3	2.3	2.2	2.3	2.3	2.2	2.2
Avg. Stride Length [m]	5.8	7.5	7.6	7.5	7.4	7.2	7.0	6.9



- [ ] Ranking at each section and finish
- .-.- No data available at this section
- NA No data available



Horse/Jockey Name	Caoimhe
Final Rank	5
Fastest Section Time (Section)	0:10.63 (Overall)
Top Speed [km/h] (Section)	63.3 (1400m)
Race State	Finished



Aquis Park Gold Coast Poly QLD Professional

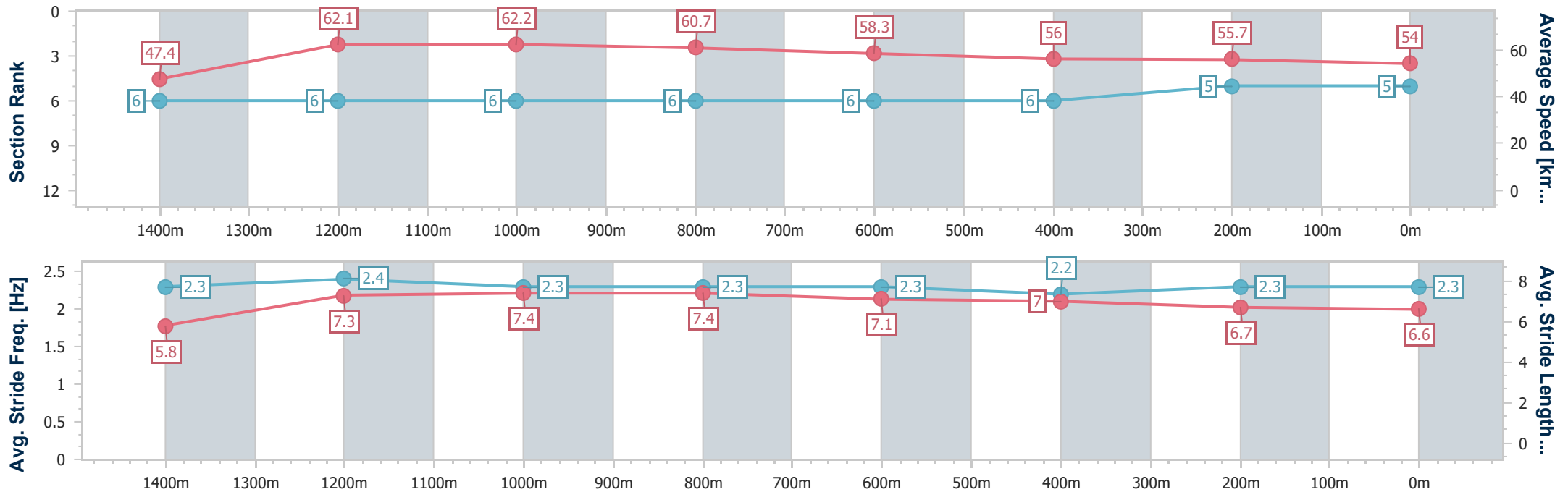
Race 5: WILCLEAN Maiden Plate - 1540m

28 January 2023 - 15:29

Track Rating: Synthetic, Weather: Fine, Rail Position: True Entire



Section	Overall	1400m	1200m	1000m	800m	600m	400m	200m
Section Times	1:37.20 [5] (0:10.63)	1:26.57 [6] (0:11.57)	1:15.00 [6] (0:11.57)	1:03.43 [6] (0:11.84)	0:51.59 [6] (0:12.30)	0:39.29 [6] (0:12.90)	0:26.39 [6] (0:13.02)	0:13.37 [5] (0:13.37)
Average Speed [km/h]	47.4	62.1	62.2	60.7	58.3	56.0	55.7	54.0
Top Speed [km/h]	62.2	63.3	63.1	62.3	58.8	58.0	56.8	56.2
Avg. Dist. to Rail [m]	1.5	0.4	0.3	0.2	0.8	0.6	4.3	6.0
Avg. Stride Freq. [Hz]	2.3	2.4	2.3	2.3	2.3	2.2	2.3	2.3
Avg. Stride Length [m]	5.8	7.3	7.4	7.4	7.1	7.0	6.7	6.6



- [ ] Ranking at each section and finish
- .-.-.- No data available at this section
- NA No data available



Horse/Jockey Name	Devine Falls
Final Rank	6
Fastest Section Time (Section)	0:10.64 (Overall)
Top Speed [km/h] (Section)	65.4 (1400m)
Race State	Finished



Aquis Park Gold Coast Poly QLD Professional

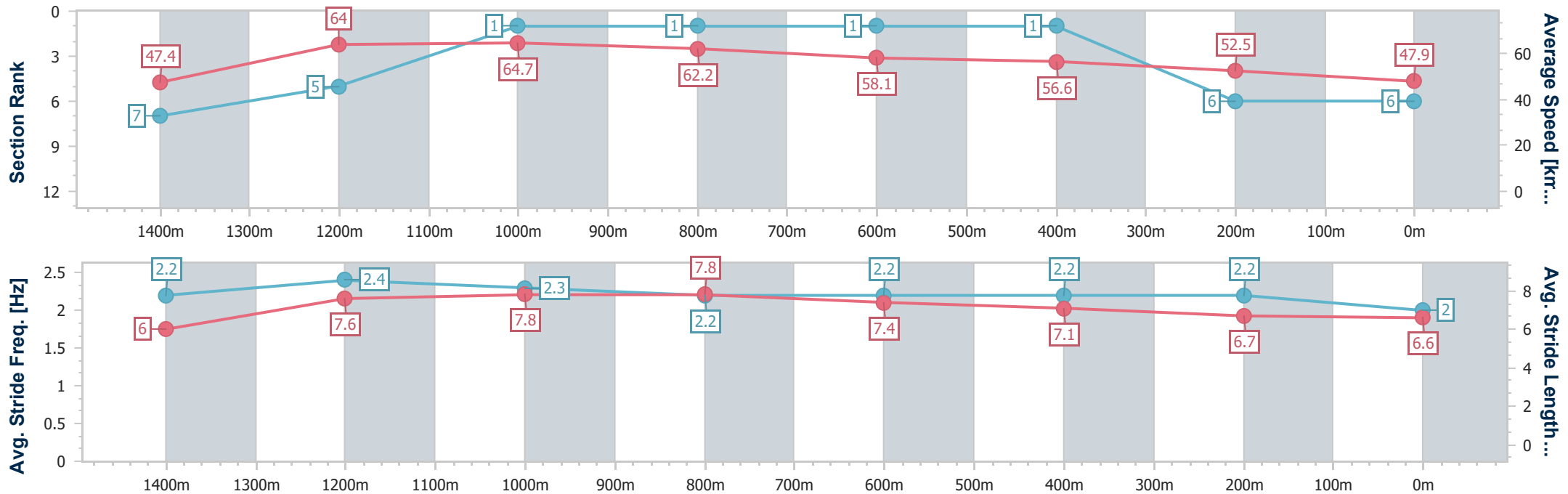
Race 5: WILCLEAN Maiden Plate - 1540m

28 January 2023 - 15:29

Track Rating: Synthetic, Weather: Fine, Rail Position: True Entire



Section	Overall	1400m	1200m	1000m	800m	600m	400m	200m
Section Times	1:38.95 [6] (0:10.64)	1:28.31 [7] (0:11.53)	1:16.78 [5] (0:11.14)	1:05.64 [1] (0:11.61)	0:54.03 [1] (0:12.44)	0:41.59 [1] (0:12.75)	0:28.84 [1] (0:13.76)	0:15.08 [6] (0:15.08)
Average Speed [km/h]	47.4	64.0	64.7	62.2	58.1	56.6	52.5	47.9
Top Speed [km/h]	64.3	65.4	65.1	63.8	59.9	58.3	54.6	51.5
Avg. Dist. to Rail [m]	8.9	3.2	3.3	2.5	0.7	0.8	1.5	2.5
Avg. Stride Freq. [Hz]	2.2	2.4	2.3	2.2	2.2	2.2	2.2	2.0
Avg. Stride Length [m]	6.0	7.6	7.8	7.8	7.4	7.1	6.7	6.6



- [ ] Ranking at each section and finish
- .-.-.- No data available at this section
- NA No data available





Horse/Jockey Name	Is That You Ethel
Final Rank	7
Fastest Section Time (Section)	0:10.43 (Overall)
Top Speed [km/h] (Section)	63.8 (1400m)
Race State	Finished



Aquis Park Gold Coast Poly QLD Professional

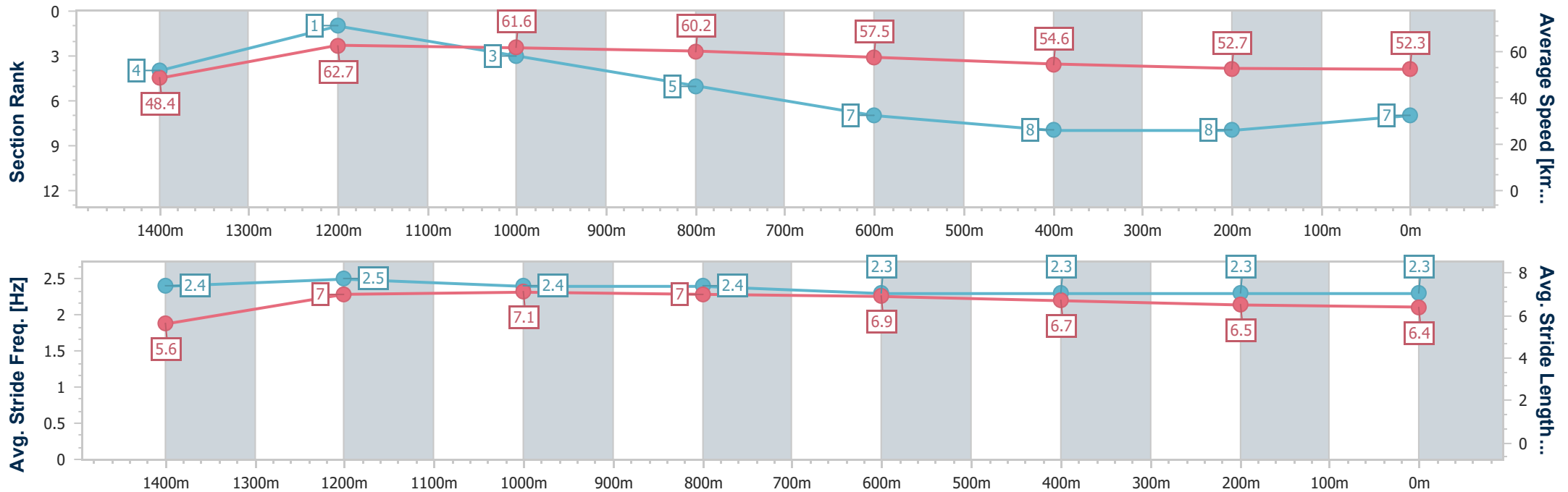
Race 5: WILCLEAN Maiden Plate - 1540m

28 January 2023 - 15:29

Track Rating: Synthetic, Weather: Fine, Rail Position: True Entire



Section	Overall	1400m	1200m	1000m	800m	600m	400m	200m
Section Times	1:39.14 [7] (0:10.43)	1:28.71 [4] (0:11.47)	1:17.24 [1] (0:11.68)	1:05.56 [3] (0:12.01)	0:53.55 [5] (0:12.60)	0:40.95 [7] (0:13.36)	0:27.59 [8] (0:13.78)	0:13.81 [8] (0:13.81)
Average Speed [km/h]	48.4	62.7	61.6	60.2	57.5	54.6	52.7	52.3
Top Speed [km/h]	63.6	63.8	63.1	61.9	59.4	56.7	53.9	53.8
Avg. Dist. to Rail [m]	4.1	0.4	0.7	1.1	1.5	2.5	4.5	4.6
Avg. Stride Freq. [Hz]	2.4	2.5	2.4	2.4	2.3	2.3	2.3	2.3
Avg. Stride Length [m]	5.6	7.0	7.1	7.0	6.9	6.7	6.5	6.4



- [ ] Ranking at each section and finish
- .-.- No data available at this section
- NA No data available



Horse/Jockey Name	Slick Heels
Final Rank	8
Fastest Section Time (Section)	0:10.74 (Overall)
Top Speed [km/h] (Section)	63.5 (1400m)
Race State	Finished



Aquis Park Gold Coast Poly QLD Professional

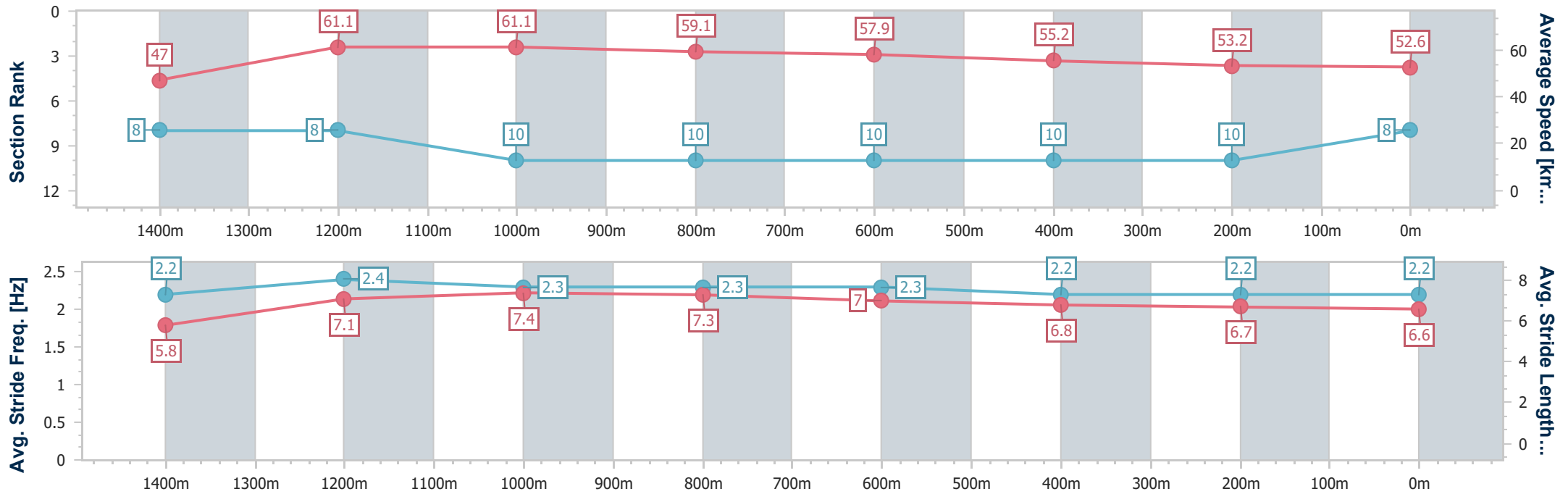
Race 5: WILCLEAN Maiden Plate - 1540m

28 January 2023 - 15:29

Track Rating: Synthetic, Weather: Fine, Rail Position: True Entire



Section	Overall	1400m	1200m	1000m	800m	600m	400m	200m
Section Times	1:39.36 [8] (0:10.74)	1:28.62 [8] (0:11.83)	1:16.79 [8] (0:11.79)	1:05.00 [10] (0:12.18)	0:52.82 [10] (0:12.46)	0:40.36 [10] (0:13.07)	0:27.29 [10] (0:13.56)	0:13.73 [10] (0:13.73)
Average Speed [km/h]	47.0	61.1	61.1	59.1	57.9	55.2	53.2	52.6
Top Speed [km/h]	60.6	63.5	62.0	60.7	58.4	58.3	54.1	53.9
Avg. Dist. to Rail [m]	3.0	0.7	0.3	0.3	0.4	0.4	1.6	0.8
Avg. Stride Freq. [Hz]	2.2	2.4	2.3	2.3	2.3	2.2	2.2	2.2
Avg. Stride Length [m]	5.8	7.1	7.4	7.3	7.0	6.8	6.7	6.6



- [ ] Ranking at each section and finish
- .-.-.- No data available at this section
- NA No data available



Horse/Jockey Name	Perfect Impact
Final Rank	9
Fastest Section Time (Section)	0:10.88 (Overall)
Top Speed [km/h] (Section)	63.7 (1400m)
Race State	Finished



Aquis Park Gold Coast Poly QLD Professional

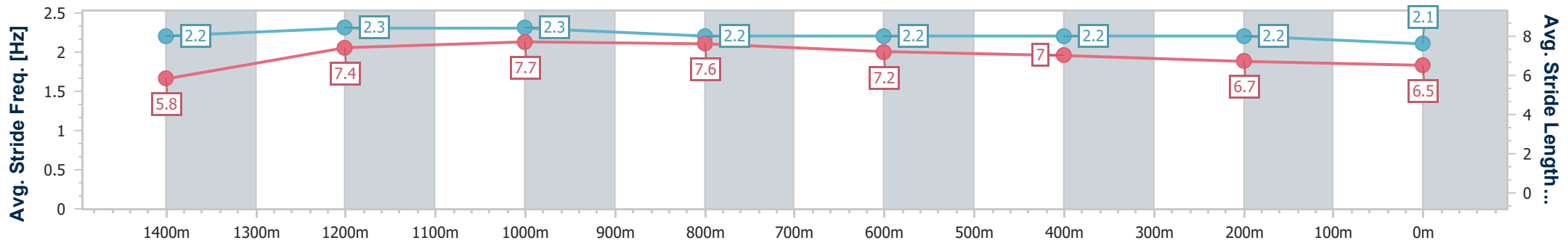
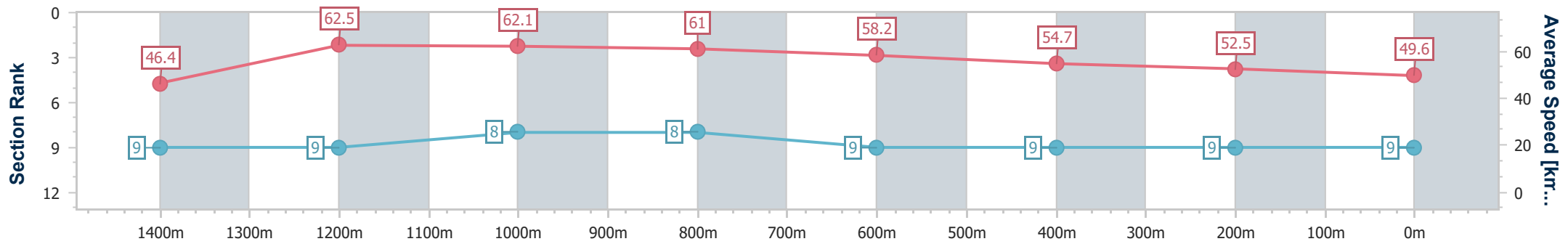
Race 5: WILCLEAN Maiden Plate - 1540m

28 January 2023 - 15:29

Track Rating: Synthetic, Weather: Fine, Rail Position: True Entire



Section	Overall	1400m	1200m	1000m	800m	600m	400m	200m
Section Times	1:39.94 [9] (0:10.88)	1:29.06 [9] (0:11.73)	1:17.33 [9] (0:11.60)	1:05.73 [8] (0:11.85)	0:53.88 [8] (0:12.40)	0:41.48 [9] (0:13.19)	0:28.29 [9] (0:13.76)	0:14.53 [9] (0:14.53)
Average Speed [km/h]	46.4	62.5	62.1	61.0	58.2	54.7	52.5	49.6
Top Speed [km/h]	61.5	63.7	62.9	62.1	59.6	57.8	53.0	52.1
Avg. Dist. to Rail [m]	8.2	2.1	2.9	2.2	0.5	0.6	2.1	1.6
Avg. Stride Freq. [Hz]	2.2	2.3	2.3	2.2	2.2	2.2	2.2	2.1
Avg. Stride Length [m]	5.8	7.4	7.7	7.6	7.2	7.0	6.7	6.5



- [ ] Ranking at each section and finish
- .-.- No data available at this section
- NA No data available



Horse/Jockey Name	Dedicated Few
Final Rank	10
Fastest Section Time (Section)	0:10.39 (Overall)
Top Speed [km/h] (Section)	63.9 (1400m)
Race State	Finished



Aquis Park Gold Coast Poly QLD Professional

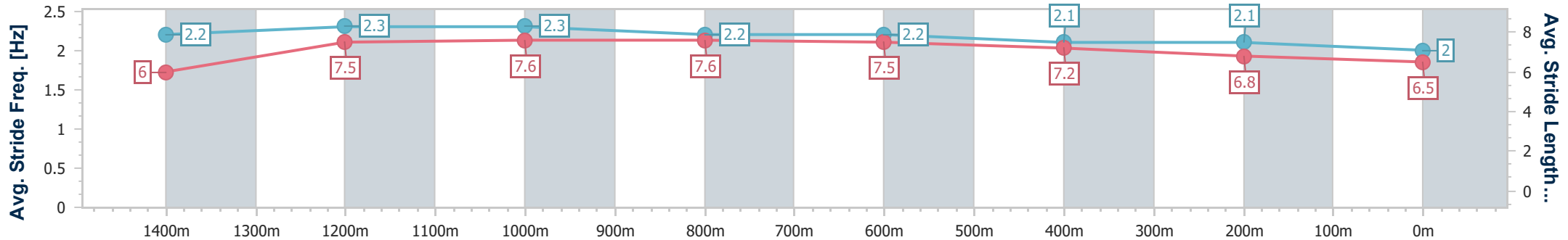
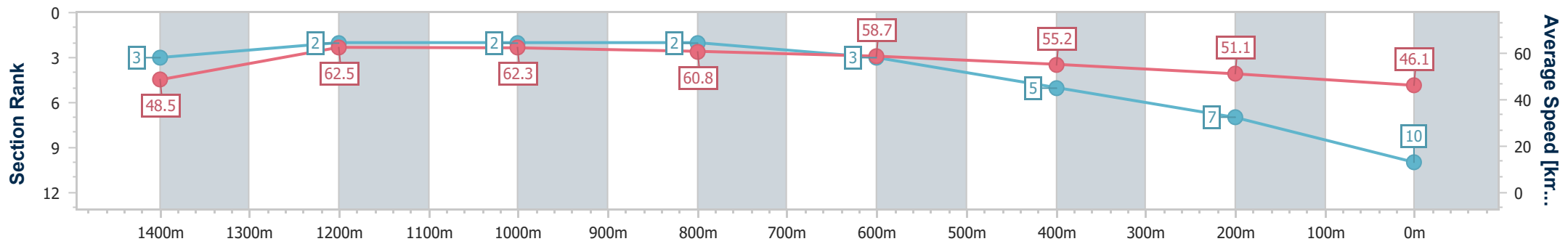
Race 5: WILCLEAN Maiden Plate - 1540m

28 January 2023 - 15:29

Track Rating: Synthetic, Weather: Fine, Rail Position: True Entire



Section	Overall	1400m	1200m	1000m	800m	600m	400m	200m
Section Times	1:40.49 [10] (0:10.39)	1:30.10 [3] (0:11.50)	1:18.60 [2] (0:11.55)	1:07.05 [2] (0:11.85)	0:55.20 [2] (0:12.29)	0:42.91 [3] (0:13.13)	0:29.78 [5] (0:14.17)	0:15.61 [7] (0:15.61)
Average Speed [km/h]	48.5	62.5	62.3	60.8	58.7	55.2	51.1	46.1
Top Speed [km/h]	63.4	63.9	63.4	62.8	60.2	57.1	52.1	49.4
Avg. Dist. to Rail [m]	3.3	0.2	0.6	0.6	0.4	1.0	2.2	2.9
Avg. Stride Freq. [Hz]	2.2	2.3	2.3	2.2	2.2	2.1	2.1	2.0
Avg. Stride Length [m]	6.0	7.5	7.6	7.6	7.5	7.2	6.8	6.5



- [ ] Ranking at each section and finish
- .-.- No data available at this section
- NA No data available