



Sunshine Coast QLD Professional
Race 9: COASTLINE BMW PERFORMANCE REDEFINED BMW i
BENCHMARK 80 Handicap - 1200m
28 January 2023 - 17:12



Track Rating: Good 4, Weather: Fine, Rail Position: True

Section												Last 600m	
Field Times												0:34.42	
	Overall	1000m	800m	600m	400m	200m							
	1:11.62 (0:13.76)	0:57.86 (0:11.48)	0:46.38 (0:11.96)	0:34.42 (0:11.95)	0:22.47 (0:11.18)	0:11.29 (0:11.29)							
Rank	TAB	Horse/Jockey	Barrier	Top Speed [km/h]	Fastest Section							Margin	Distance Travelled [m]
1	9	FASTCONI James Orman	2	66.3 400m	0:11.00 400m	1:11.62 [1] (0:14.06)	0:57.56 [3] (0:11.57)	0:45.99 [3] (0:11.92)	0:34.07 [3] (0:11.78)	0:22.29 [3] (0:11.00)	0:11.29 [2] (0:11.29)	1:11.62	0:34.07
2	5	PERSEIDS Nikita Beriman	8	67.1 400m	0:10.96 400m	1:11.97 [2] (0:14.50)	0:57.47 [6] (0:11.57)	0:45.90 [6] (0:11.62)	0:34.28 [5] (0:11.79)	0:22.49 [5] (0:10.96)	0:11.53 [3] (0:11.53)	2L	0:34.28 +6
3	15	ZINGALONG Tiffani Brooker	3	65.7 400m	0:11.22 400m	1:12.09 [3] (0:13.76)	0:58.33 [1] (0:11.48)	0:46.85 [1] (0:11.96)	0:34.89 [1] (0:11.95)	0:22.94 [1] (0:11.22)	0:11.72 [1] (0:11.72)	2.5L	0:34.89 +2
4	3	STARVIRGO Jaden Lloyd	17	66.4 400m	0:11.10 400m	1:12.22 [4] (0:14.86)	0:57.36 [8] (0:11.64)	0:45.72 [8] (0:11.58)	0:34.14 [8] (0:11.53)	0:22.61 [8] (0:11.10)	0:11.51 [8] (0:11.51)	3.3L	0:34.14 +2
5	7	FIVE OXFORD Taylor Marshall	13	64.7 400m	0:11.33 400m	1:12.28 [5] (0:13.91)	0:58.37 [2] (0:11.49)	0:46.88 [2] (0:11.90)	0:34.98 [2] (0:11.87)	0:23.11 [2] (0:11.33)	0:11.78 [4] (0:11.78)	3.5L	0:34.98 +3
6	11	BUNDYANDCOKE Tegan Harrison	4	65.1 400m	0:11.15 400m	1:12.41 [6] (0:14.37)	0:58.04 [5] (0:11.60)	0:46.44 [5] (0:11.76)	0:34.68 [6] (0:11.79)	0:22.89 [6] (0:11.15)	0:11.74 [7] (0:11.74)	4L	0:34.68 +1
7	13	KUDU Jim Byrne	5	65.3 400m	0:11.29 400m	1:12.49 [7] (0:14.10)	0:58.39 [4] (0:11.62)	0:46.77 [4] (0:11.81)	0:34.96 [4] (0:11.77)	0:23.19 [4] (0:11.29)	0:11.90 [5] (0:11.90)	4.4L	0:34.96 +1
8	17	VETTA VELOCITA Samantha Collett	9	79.2 Overall	0:11.06 400m	1:12.53 [8] (0:14.70)	0:57.83 [7] (0:11.52)	0:46.31 [7] (0:11.62)	0:34.69 [7] (0:11.74)	0:22.95 [7] (0:11.06)	0:11.89 [6] (0:11.89)	4.6L	0:34.69 +8

Scratched: Renouf (#10), Stormy Rock (#12), You'll Be Mist (#8), Bombasay (#2), That's Justified (#1), Brad (#4), Destination (#6), Brocky (#16), Charge On (#14)

[] Ranking at each section and finish
 -:-:- No data available at this section
 NA No data available

SCN Saddle cloth number
 DNF Did not finish
 DNT Did not track



Horse/Jockey Name	Fastconi
Final Rank	1
Fastest Section Time (Section)	0:11.00 (400m)
Top Speed [km/h] (Section)	66.3 (400m)
Race State	Finished



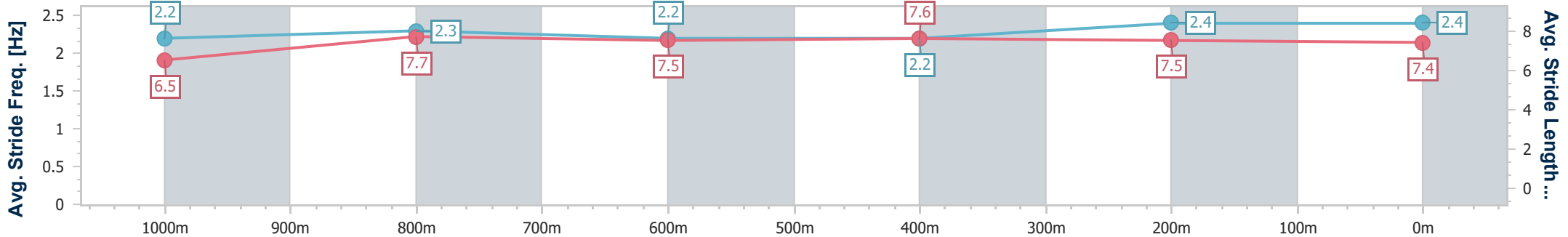
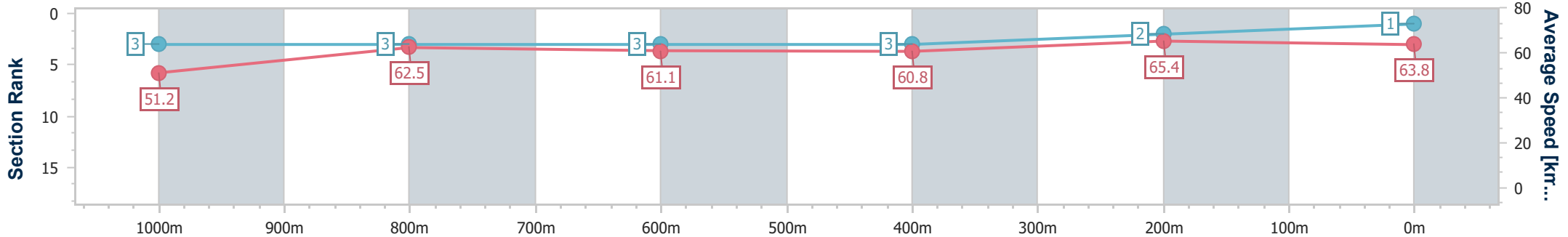
Sunshine Coast QLD Professional
 Race 9: COASTLINE BMW PERFORMANCE REDEFINED BMW i
 BENCHMARK 80 Handicap - 1200m



28 January 2023 - 17:12

Track Rating: Good 4, Weather: Fine, Rail Position: True

Section	Overall	1000m	800m	600m	400m	200m
Section Times	1:11.62 [1] (0:14.06)	0:57.56 [3] (0:11.57)	0:45.99 [3] (0:11.92)	0:34.07 [3] (0:11.78)	0:22.29 [3] (0:11.00)	0:11.29 [2] (0:11.29)
Average Speed [km/h]	51.2	62.5	61.1	60.8	65.4	63.8
Top Speed [km/h]	62.3	62.8	62.1	63.7	66.3	65.7
Avg. Dist. to Rail [m]	2.9	2.2	1.6	0.9	1.3	1.8
Avg. Stride Freq. [Hz]	2.2	2.3	2.2	2.2	2.4	2.4
Avg. Stride Length [m]	6.5	7.7	7.5	7.6	7.5	7.4



- [] Ranking at each section and finish
- .-.- No data available at this section
- NA No data available



Horse/Jockey Name	Perseids
Final Rank	2
Fastest Section Time (Section)	0:10.96 (400m)
Top Speed [km/h] (Section)	67.1 (400m)
Race State	Finished



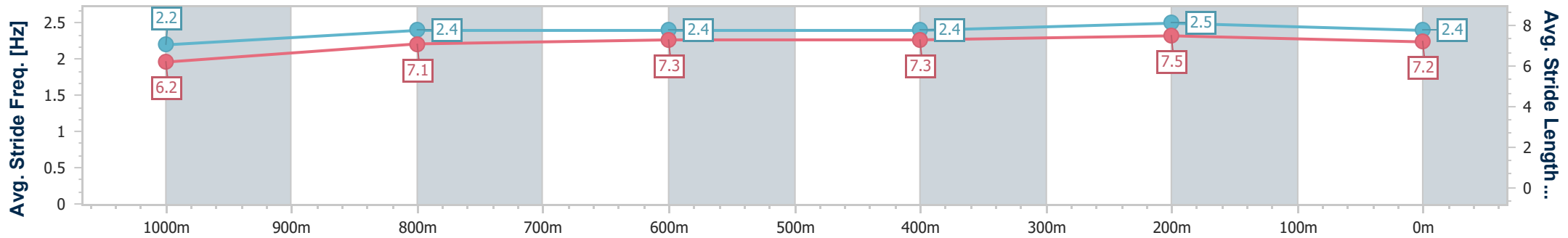
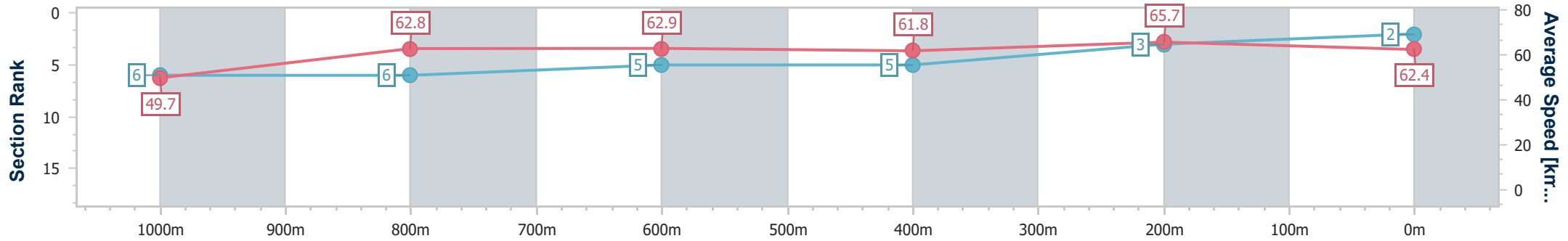
Sunshine Coast QLD Professional
 Race 9: COASTLINE BMW PERFORMANCE REDEFINED BMW i
 BENCHMARK 80 Handicap - 1200m



28 January 2023 - 17:12

Track Rating: Good 4, Weather: Fine, Rail Position: True

Section	Overall	1000m	800m	600m	400m	200m
Section Times	1:11.97 [2] (0:14.50)	0:57.47 [6] (0:11.57)	0:45.90 [6] (0:11.62)	0:34.28 [5] (0:11.79)	0:22.49 [5] (0:10.96)	0:11.53 [3] (0:11.53)
Average Speed [km/h]	49.7	62.8	62.9	61.8	65.7	62.4
Top Speed [km/h]	61.8	63.7	64.5	64.3	67.1	65.1
Avg. Dist. to Rail [m]	5.9	3.3	2.4	2.3	5.9	6.7
Avg. Stride Freq. [Hz]	2.2	2.4	2.4	2.4	2.5	2.4
Avg. Stride Length [m]	6.2	7.1	7.3	7.3	7.5	7.2



- [] Ranking at each section and finish
- .-.- No data available at this section
- NA No data available



Horse/Jockey Name	Zingalong
Final Rank	3
Fastest Section Time (Section)	0:11.22 (400m)
Top Speed [km/h] (Section)	65.7 (400m)
Race State	Finished



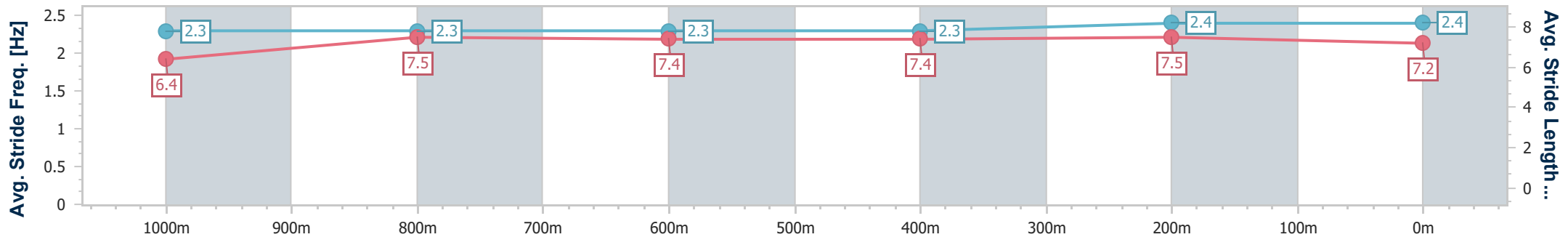
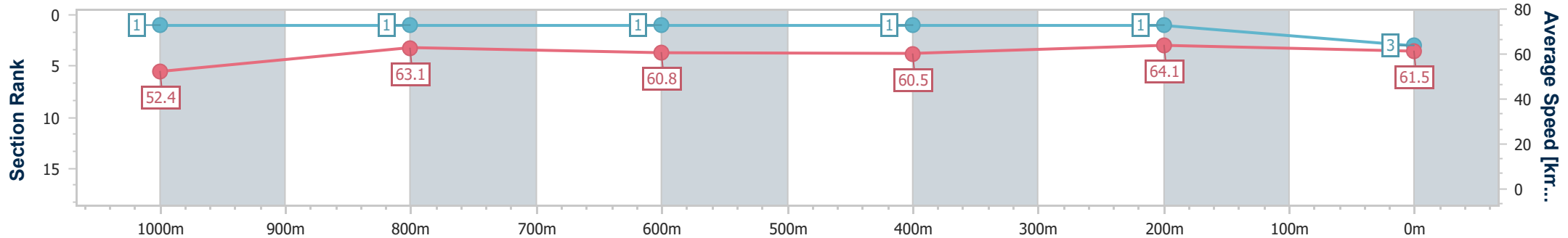
Sunshine Coast QLD Professional
 Race 9: COASTLINE BMW PERFORMANCE REDEFINED BMW i
 BENCHMARK 80 Handicap - 1200m



28 January 2023 - 17:12

Track Rating: Good 4, Weather: Fine, Rail Position: True

Section	Overall	1000m	800m	600m	400m	200m
Section Times	1:12.09 [3] (0:13.76)	0:58.33 [1] (0:11.48)	0:46.85 [1] (0:11.96)	0:34.89 [1] (0:11.95)	0:22.94 [1] (0:11.22)	0:11.72 [1] (0:11.72)
Average Speed [km/h]	52.4	63.1	60.8	60.5	64.1	61.5
Top Speed [km/h]	64.0	63.9	62.6	62.3	65.7	64.4
Avg. Dist. to Rail [m]	4.0	2.6	1.6	0.8	4.0	4.4
Avg. Stride Freq. [Hz]	2.3	2.3	2.3	2.3	2.4	2.4
Avg. Stride Length [m]	6.4	7.5	7.4	7.4	7.5	7.2



- [] Ranking at each section and finish
- .-.- No data available at this section
- NA No data available



Horse/Jockey Name	Starvirgo
Final Rank	4
Fastest Section Time (Section)	0:11.10 (400m)
Top Speed [km/h] (Section)	66.4 (400m)
Race State	Finished



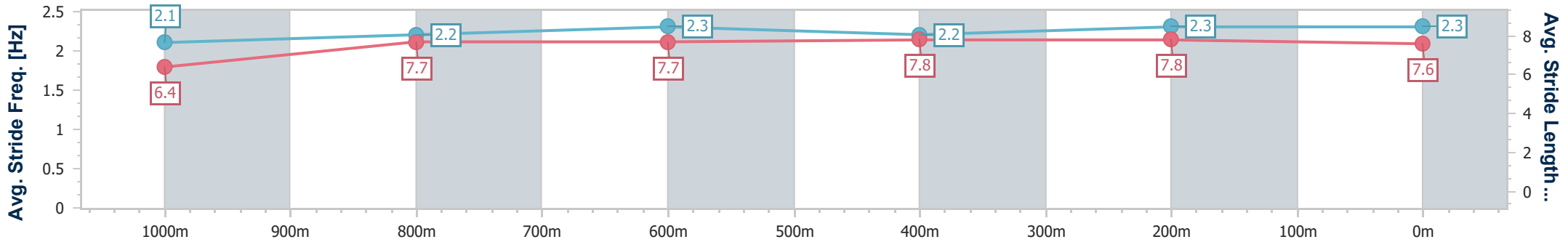
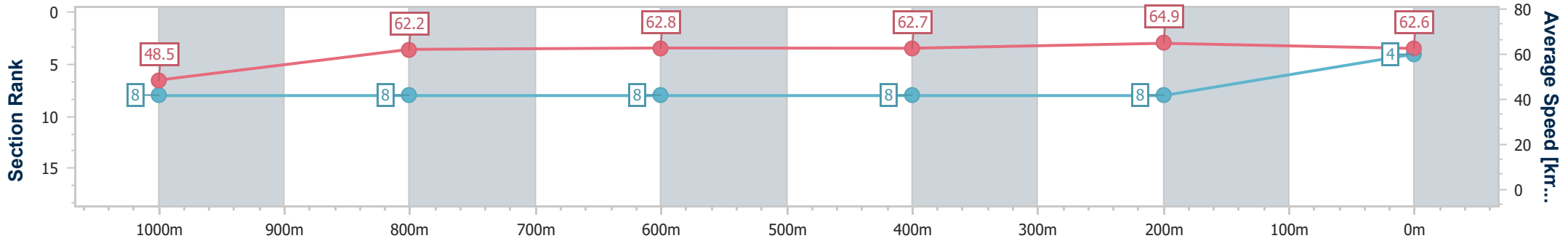
Sunshine Coast QLD Professional
 Race 9: COASTLINE BMW PERFORMANCE REDEFINED BMW i
 BENCHMARK 80 Handicap - 1200m



28 January 2023 - 17:12

Track Rating: Good 4, Weather: Fine, Rail Position: True

Section	Overall	1000m	800m	600m	400m	200m
Section Times	1:12.22 [4] (0:14.86)	0:57.36 [8] (0:11.64)	0:45.72 [8] (0:11.58)	0:34.14 [8] (0:11.53)	0:22.61 [8] (0:11.10)	0:11.51 [8] (0:11.51)
Average Speed [km/h]	48.5	62.2	62.8	62.7	64.9	62.6
Top Speed [km/h]	61.0	63.6	63.2	63.9	66.4	64.4
Avg. Dist. to Rail [m]	7.6	2.9	1.5	0.7	3.2	5.1
Avg. Stride Freq. [Hz]	2.1	2.2	2.3	2.2	2.3	2.3
Avg. Stride Length [m]	6.4	7.7	7.7	7.8	7.8	7.6



- [] Ranking at each section and finish
- .-.- No data available at this section
- NA No data available



Horse/Jockey Name	Five Oxford
Final Rank	5
Fastest Section Time (Section)	0:11.33 (400m)
Top Speed [km/h] (Section)	64.7 (400m)
Race State	Finished



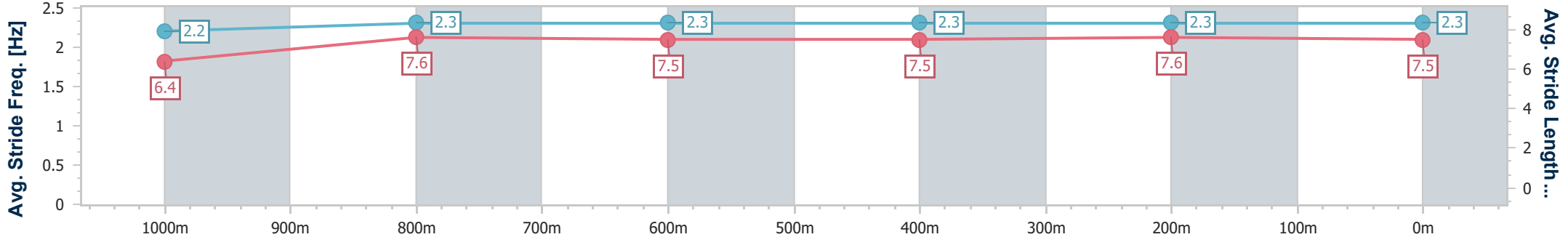
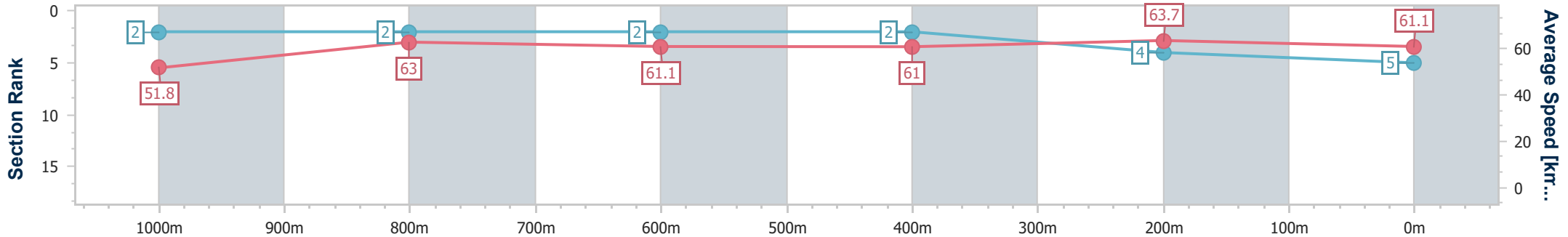
Sunshine Coast QLD Professional
 Race 9: COASTLINE BMW PERFORMANCE REDEFINED BMW i
 BENCHMARK 80 Handicap - 1200m



28 January 2023 - 17:12

Track Rating: Good 4, Weather: Fine, Rail Position: True

Section	Overall	1000m	800m	600m	400m	200m
Section Times	1:12.28 [5] (0:13.91)	0:58.37 [2] (0:11.49)	0:46.88 [2] (0:11.90)	0:34.98 [2] (0:11.87)	0:23.11 [2] (0:11.33)	0:11.78 [4] (0:11.78)
Average Speed [km/h]	51.8	63.0	61.1	61.0	63.7	61.1
Top Speed [km/h]	63.1	63.8	62.6	62.8	64.7	63.5
Avg. Dist. to Rail [m]	7.0	2.8	1.5	1.3	5.5	7.3
Avg. Stride Freq. [Hz]	2.2	2.3	2.3	2.3	2.3	2.3
Avg. Stride Length [m]	6.4	7.6	7.5	7.5	7.6	7.5



- [] Ranking at each section and finish
- .-.- No data available at this section
- NA No data available



Horse/Jockey Name	Bundyandcoke
Final Rank	6
Fastest Section Time (Section)	0:11.15 (400m)
Top Speed [km/h] (Section)	65.1 (400m)
Race State	Finished



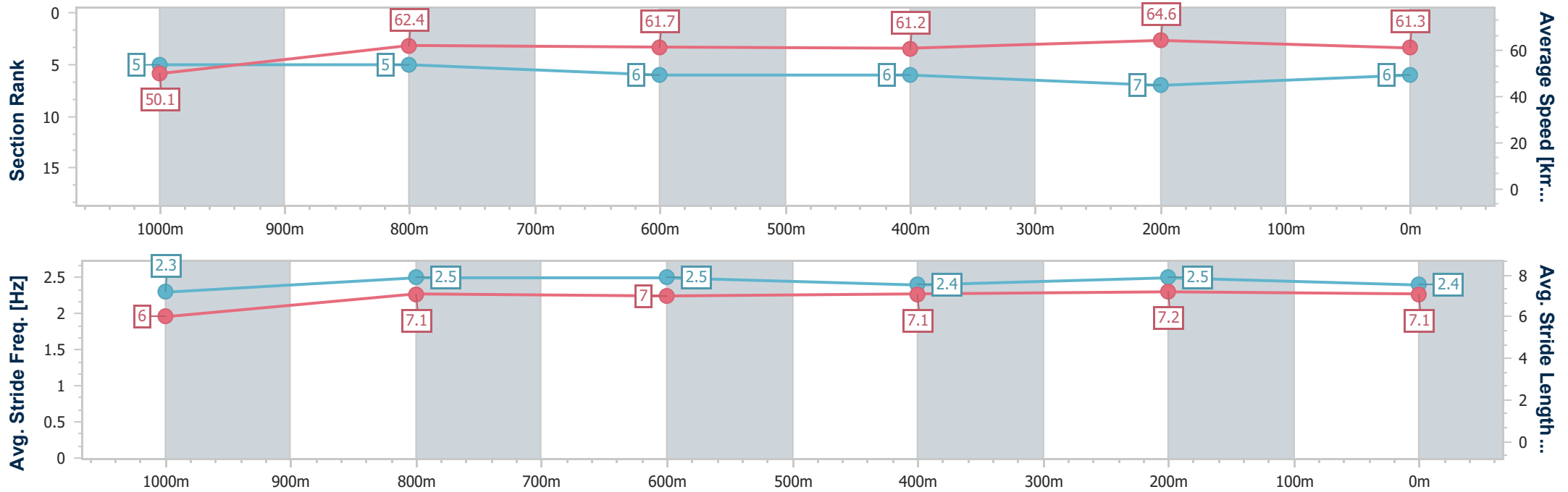
Sunshine Coast QLD Professional
 Race 9: COASTLINE BMW PERFORMANCE REDEFINED BMW i
 BENCHMARK 80 Handicap - 1200m



28 January 2023 - 17:12

Track Rating: Good 4, Weather: Fine, Rail Position: True

Section	Overall	1000m	800m	600m	400m	200m
Section Times	1:12.41 [6] (0:14.37)	0:58.04 [5] (0:11.60)	0:46.44 [5] (0:11.76)	0:34.68 [6] (0:11.79)	0:22.89 [6] (0:11.15)	0:11.74 [7] (0:11.74)
Average Speed [km/h]	50.1	62.4	61.7	61.2	64.6	61.3
Top Speed [km/h]	62.1	63.0	63.1	63.4	65.1	64.5
Avg. Dist. to Rail [m]	4.3	2.4	1.5	0.3	1.3	2.0
Avg. Stride Freq. [Hz]	2.3	2.5	2.5	2.4	2.5	2.4
Avg. Stride Length [m]	6.0	7.1	7.0	7.1	7.2	7.1



- [] Ranking at each section and finish
- .-.- No data available at this section
- NA No data available



Horse/Jockey Name	Kudu
Final Rank	7
Fastest Section Time (Section)	0:11.29 (400m)
Top Speed [km/h] (Section)	65.3 (400m)
Race State	Finished



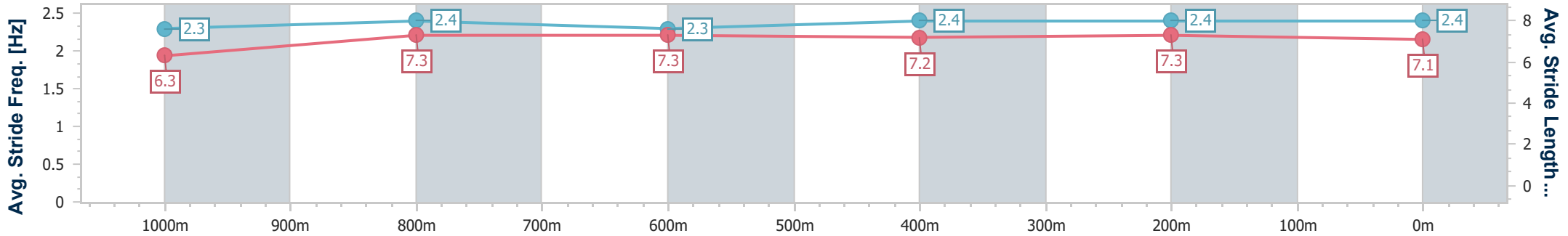
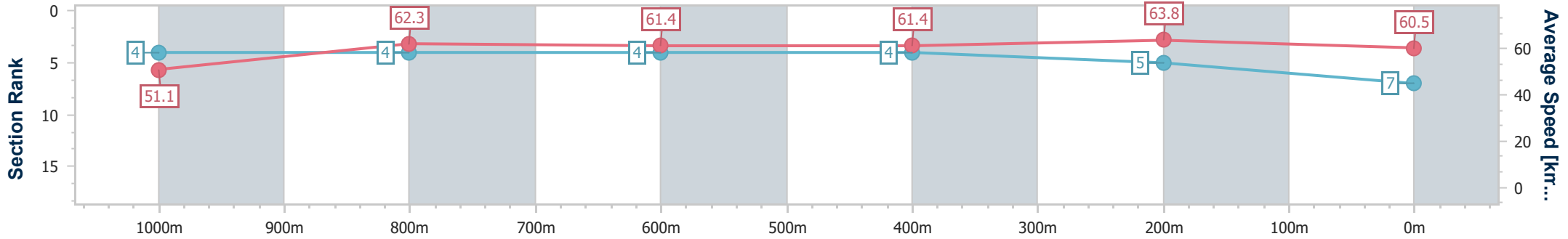
Sunshine Coast QLD Professional
 Race 9: COASTLINE BMW PERFORMANCE REDEFINED BMW i
 BENCHMARK 80 Handicap - 1200m



28 January 2023 - 17:12

Track Rating: Good 4, Weather: Fine, Rail Position: True

Section	Overall	1000m	800m	600m	400m	200m
Section Times	1:12.49 [7] (0:14.10)	0:58.39 [4] (0:11.62)	0:46.77 [4] (0:11.81)	0:34.96 [4] (0:11.77)	0:23.19 [4] (0:11.29)	0:11.90 [5] (0:11.90)
Average Speed [km/h]	51.1	62.3	61.4	61.4	63.8	60.5
Top Speed [km/h]	64.3	63.9	62.7	63.7	65.3	63.5
Avg. Dist. to Rail [m]	5.3	3.2	1.0	0.5	5.5	8.3
Avg. Stride Freq. [Hz]	2.3	2.4	2.3	2.4	2.4	2.4
Avg. Stride Length [m]	6.3	7.3	7.3	7.2	7.3	7.1



- [] Ranking at each section and finish
- .-.- No data available at this section
- NA No data available



Horse/Jockey Name	Vetta Velocita
Final Rank	8
Fastest Section Time (Section)	0:11.06 (400m)
Top Speed [km/h] (Section)	79.2 (Overall)
Race State	Finished



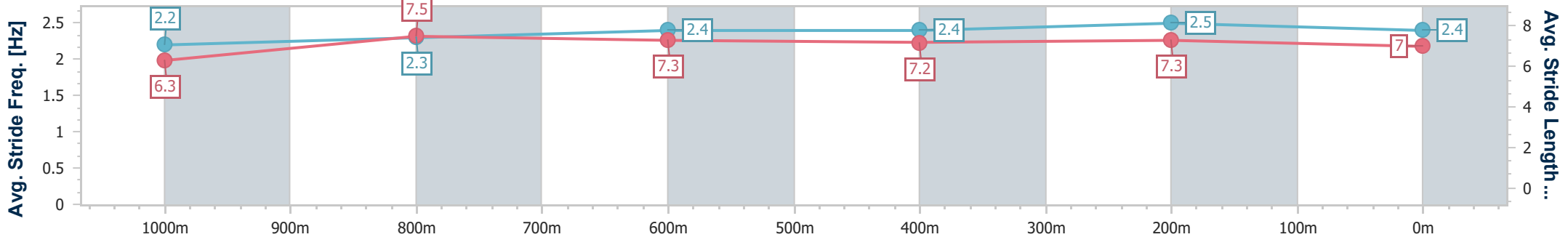
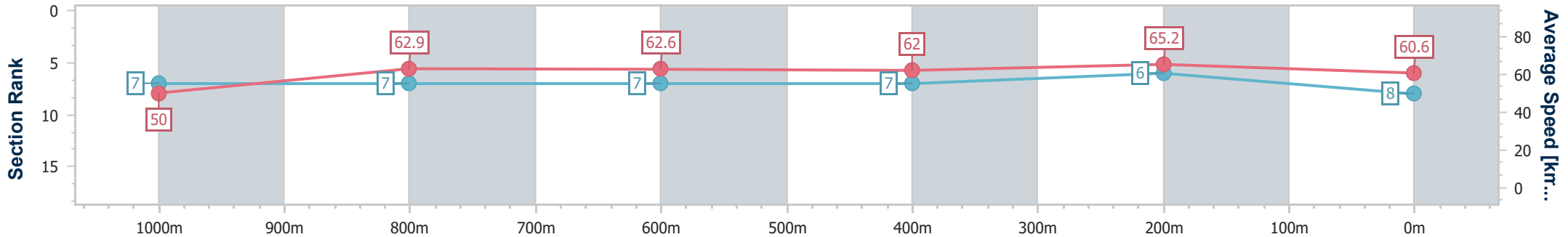
Sunshine Coast QLD Professional
 Race 9: COASTLINE BMW PERFORMANCE REDEFINED BMW i
 BENCHMARK 80 Handicap - 1200m



28 January 2023 - 17:12

Track Rating: Good 4, Weather: Fine, Rail Position: True

Section	Overall	1000m	800m	600m	400m	200m
Section Times	1:12.53 [8] (0:14.70)	0:57.83 [7] (0:11.52)	0:46.31 [7] (0:11.62)	0:34.69 [7] (0:11.74)	0:22.95 [7] (0:11.06)	0:11.89 [6] (0:11.89)
Average Speed [km/h]	50.0	62.9	62.6	62.0	65.2	60.6
Top Speed [km/h]	79.2	64.0	63.5	66.6	66.6	63.1
Avg. Dist. to Rail [m]	5.1	2.5	1.9	2.0	7.9	9.9
Avg. Stride Freq. [Hz]	2.2	2.3	2.4	2.4	2.5	2.4
Avg. Stride Length [m]	6.3	7.5	7.3	7.2	7.3	7.0



- [] Ranking at each section and finish
- .-.- No data available at this section
- NA No data available