

Track Rating: Soft 5, Weather: Fine, Rail Position: True Entire Course

Section														
Field Times														
	Overall	1400m	1200m	1000m	800m	600m	400m	Last 600m						
	1:39.21 (0:15.03)	1:24.18 (0:11.22)	1:12.96 (0:11.69)	1:01.27 (0:12.40)	0:48.87 (0:12.27)	0:36.60 (0:12.27)	0:24.33 (0:12.19)	0:36.60						
Rank	TAB	Horse/Jockey	Barrier	Top Speed [km/h]	Fastest Section									Distance Travelled [m]
1	3	ENTERPRISE LASSIE Tegan Harrison	5	65.1	0:11.29	1:39.21 [1] (0:15.14)	1:24.07 [2] (0:11.29)	1:12.78 [3] (0:11.94)	1:00.84 [4] (0:12.69)	0:48.15 [5] (0:12.17)	0:35.98 [5] (0:12.21)	0:23.77 [6] (0:11.98)	0:35.98	
2	5	MISHANI SUPREME Larry Cassidy	6	65.4	0:11.21	1:39.27 [2] (0:15.54)	1:23.73 [5] (0:11.21)	1:12.52 [5] (0:11.73)	1:00.79 [5] (0:12.28)	0:48.51 [4] (0:12.20)	0:36.31 [4] (0:12.05)	0:24.26 [3] (0:12.06)	0:36.31	+0
3	1	MIGHTY JUDD Justin Stanley	3	65.3	0:11.22	1:39.79 [3] (0:15.03)	1:24.76 [1] (0:11.22)	1:13.54 [1] (0:11.95)	1:01.59 [2] (0:12.53)	0:49.06 [3] (0:12.20)	0:36.86 [3] (0:12.19)	0:24.67 [4] (0:12.25)	0:36.86	+2
4	4	LOVE ON DISPLAY Anthony Allen	1	65.4	0:11.30	1:39.86 [4] (0:15.77)	1:24.09 [7] (0:11.30)	1:12.79 [7] (0:11.66)	1:01.13 [7] (0:12.36)	0:48.77 [6] (0:12.23)	0:36.54 [6] (0:12.14)	0:24.40 [5] (0:12.02)	0:36.54	+1
5	8	BOARDIE Ben Thompson	8	65.4	0:11.20	1:40.14 [5] (0:15.14)	1:25.00 [3] (0:11.20)	1:13.80 [2] (0:11.60)	1:02.20 [1] (0:12.40)	0:49.80 [1] (0:12.27)	0:37.53 [1] (0:12.27)	0:25.26 [1] (0:12.36)	0:37.53	+1
6	9	SLINKY'S STAR Wanderson D'Avila	7	65.3	0:11.39	1:40.17 [6] (0:15.35)	1:24.82 [4] (0:11.39)	1:13.43 [4] (0:11.59)	1:01.84 [3] (0:12.21)	0:49.63 [2] (0:12.20)	0:37.43 [2] (0:12.24)	0:25.19 [2] (0:12.34)	0:37.43	+2
7	2	BETTER CLASS Yvette Lewis	4	64.8	0:11.31	1:40.56 [7] (0:15.62)	1:24.94 [6] (0:11.31)	1:13.63 [6] (0:11.79)	1:01.84 [6] (0:12.72)	0:49.12 [8] (0:12.22)	0:36.90 [7] (0:11.98)	0:24.92 [7] (0:12.16)	0:36.90	+1
8	6	EXCUSE ME Taylor Marshall	9	64.7	0:11.33	1:40.62 [8] (0:15.81)	1:24.81 [8] (0:11.33)	1:13.48 [8] (0:11.67)	1:01.81 [8] (0:12.55)	0:49.26 [7] (0:12.21)	0:37.05 [8] (0:12.22)	0:24.83 [8] (0:12.18)	0:37.05	+4
9	7	ANOTHER DAZZLER Minonette Kennedy	2	63.0	0:11.54	1:42.54 [9] (0:16.69)	1:25.85 [9] (0:11.56)	1:14.29 [9] (0:11.54)	1:02.75 [9] (0:12.20)	0:50.55 [9] (0:12.47)	0:38.08 [9] (0:12.35)	0:25.73 [9] (0:12.74)	0:38.08	+1



Ipswich QLD Professional
Race 3: ST PATRICK'S RACES 17 MARCH QTIS Three-Year-Old Maiden
Handicap - 1600m
02 February 2023 - 14:39



Track Rating: Soft 5, Weather: Fine, Rail Position: True Entire Course

Section				200m				Last 600m	
Field Times				0:12.14 (0:12.14)				0:36.60	
Rank	TAB	Horse/Jockey	Barrier	Top Speed [km/h]	Fastest Section	Margin			Distance Travelled [m]
1	3	ENTERPRISE LASSIE Tegan Harrison	5	65.1 Overall	0:11.29 1400m	0:11.79 [5] (0:11.79)	1:39.21		0:35.98
2	5	MISHANI SUPREME Larry Cassidy	6	65.4 1400m	0:11.21 1400m	0:12.20 [1] (0:12.20)	0.2L		0:36.31 +0
3	1	MIGHTY JUDD Justin Stanley	3	65.3 Overall	0:11.22 1400m	0:12.42 [4] (0:12.42)	3.2L		0:36.86 +2
4	4	LOVE ON DISPLAY Anthony Allen	1	65.4 1200m	0:11.30 1400m	0:12.38 [6] (0:12.38)	3.5L		0:36.54 +1
5	8	BOARDIE Ben Thompson	8	65.4 1400m	0:11.20 1400m	0:12.90 [2] (0:12.90)	5L		0:37.53 +1
6	9	SLINKY'S STAR Wanderson D'Avila	7	65.3 Overall	0:11.39 1400m	0:12.85 [3] (0:12.85)	5.2L		0:37.43 +2
7	2	BETTER CLASS Yvette Lewis	4	64.8 Overall	0:11.31 1400m	0:12.76 [7] (0:12.76)	7.5L		0:36.90 +1
8	6	EXCUSE ME Taylor Marshall	9	64.7 1200m	0:11.33 1400m	0:12.65 [8] (0:12.65)	7.7L		0:37.05 +4
9	7	ANOTHER DAZZLER Minonette Kennedy	2	63.0 1400m	0:11.54 1200m	0:12.99 [9] (0:12.99)	18.7L		0:38.08 +1

[] Ranking at each section and finish
 -:-:- No data available at this section
 NA No data available

SCN Saddle cloth number
 DNF Did not finish
 DNT Did not track



Horse/Jockey Name	Enterprise Lassie
Final Rank	1
Fastest Section Time (Section)	0:11.29 (1400m)
Top Speed [km/h] (Section)	65.1 (Overall)
Race State	Finished

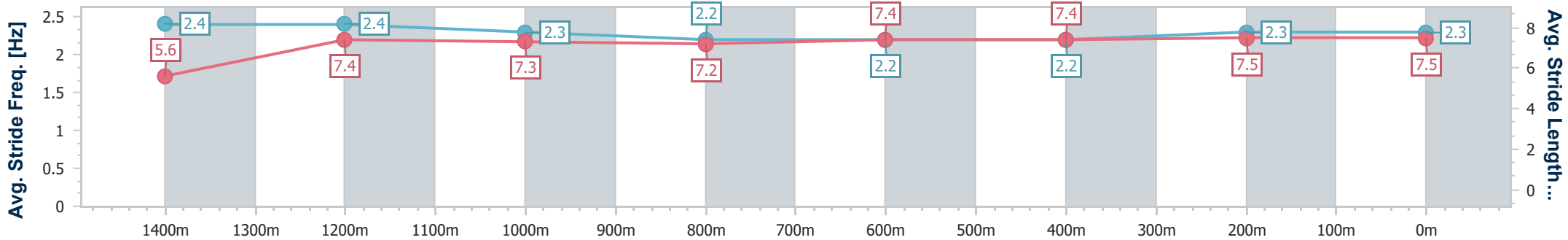
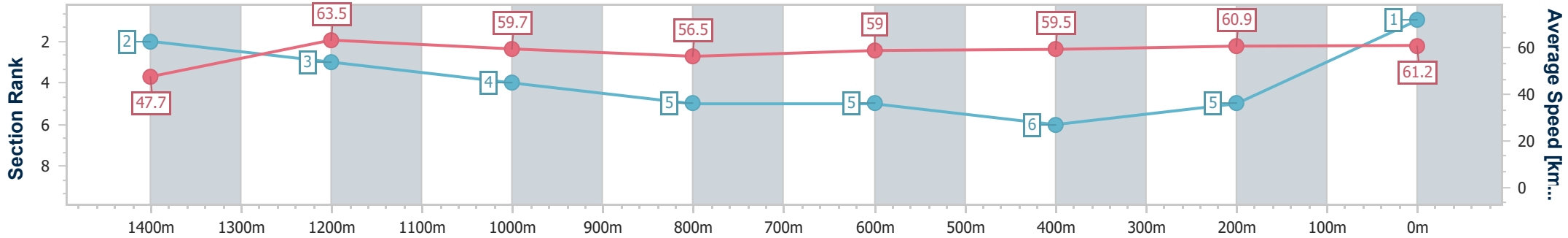


Ipswich QLD Professional
 Race 3: ST PATRICK'S RACES 17 MARCH QTIS Three-Year-Old
 Maiden Handicap - 1600m



02 February 2023 - 14:39
 Track Rating: Soft 5, Weather: Fine, Rail Position: True Entire
 Course

Section	Overall	1400m	1200m	1000m	800m	600m	400m	200m						
Section Times	1:39.21 [1] (0:15.14)	1:24.07 [2] (0:11.29)	1:12.78 [3] (0:11.94)	1:00.84 [4] (0:12.69)	0:48.15 [5] (0:12.17)	0:35.98 [5] (0:12.21)	0:23.77 [6] (0:11.98)	0:11.79 [5] (0:11.79)						
Average Speed [km/h]	47.7	63.5	59.7	56.5	59.0	59.5	60.9	61.2						
Top Speed [km/h]	65.1	64.6	63.9	57.8	60.3	60.8	61.8	61.6						
Avg. Dist. to Rail [m]	6.7	0.9	2.4	2.1	0.8	2.0	4.8	8.1						
Avg. Stride Freq. [Hz]	2.4	2.4	2.3	2.2	2.2	2.2	2.3	2.3						
Avg. Stride Length [m]	5.6	7.4	7.3	7.2	7.4	7.4	7.5	7.5						



- [] Ranking at each section and finish
- .-.- No data available at this section
- NA No data available



Horse/Jockey Name	Mishani Supreme
Final Rank	2
Fastest Section Time (Section)	0:11.21 (1400m)
Top Speed [km/h] (Section)	65.4 (1400m)
Race State	Finished

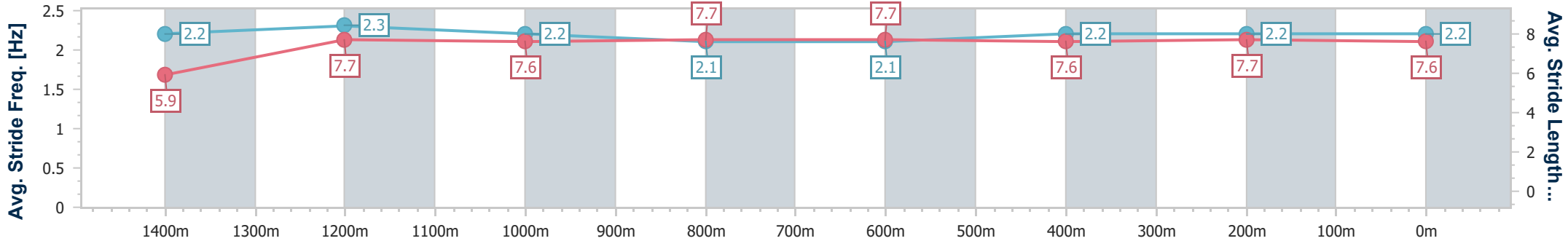
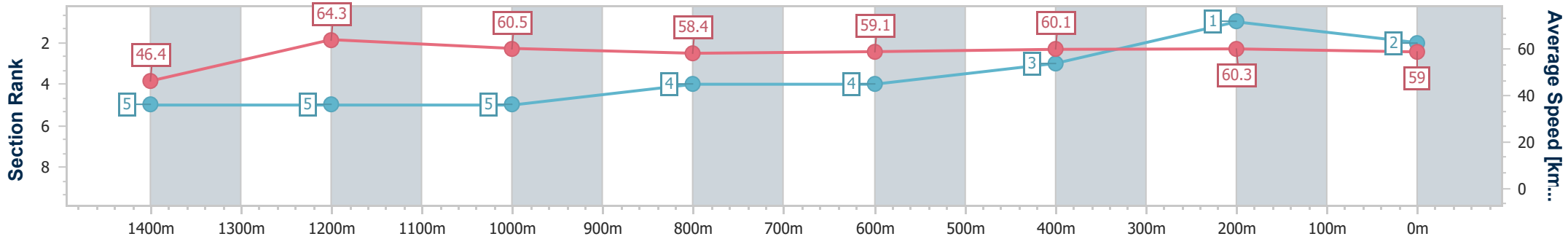


Ipswich QLD Professional
 Race 3: ST PATRICK'S RACES 17 MARCH QTIS Three-Year-Old
 Maiden Handicap - 1600m



02 February 2023 - 14:39
 Track Rating: Soft 5, Weather: Fine, Rail Position: True Entire
 Course

Section	Overall	1400m	1200m	1000m	800m	600m	400m	200m						
Section Times	1:39.27 [2] (0:15.54)	1:23.73 [5] (0:11.21)	1:12.52 [5] (0:11.73)	1:00.79 [5] (0:12.28)	0:48.51 [4] (0:12.20)	0:36.31 [4] (0:12.05)	0:24.26 [3] (0:12.06)	0:12.20 [1] (0:12.20)						
Average Speed [km/h]	46.4	64.3	60.5	58.4	59.1	60.1	60.3	59.0						
Top Speed [km/h]	64.8	65.4	63.7	59.2	59.9	60.6	60.7	60.2						
Avg. Dist. to Rail [m]	8.4	1.7	3.1	1.5	0.5	1.6	3.1	6.5						
Avg. Stride Freq. [Hz]	2.2	2.3	2.2	2.1	2.1	2.2	2.2	2.2						
Avg. Stride Length [m]	5.9	7.7	7.6	7.7	7.7	7.6	7.7	7.6						



- [] Ranking at each section and finish
- .-.- No data available at this section
- NA No data available



Horse/Jockey Name	Mighty Judd
Final Rank	3
Fastest Section Time (Section)	0:11.22 (1400m)
Top Speed [km/h] (Section)	65.3 (Overall)
Race State	Finished

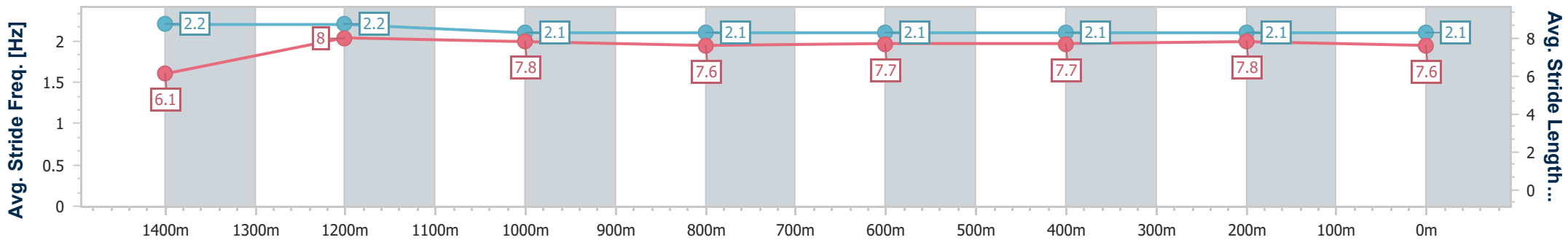
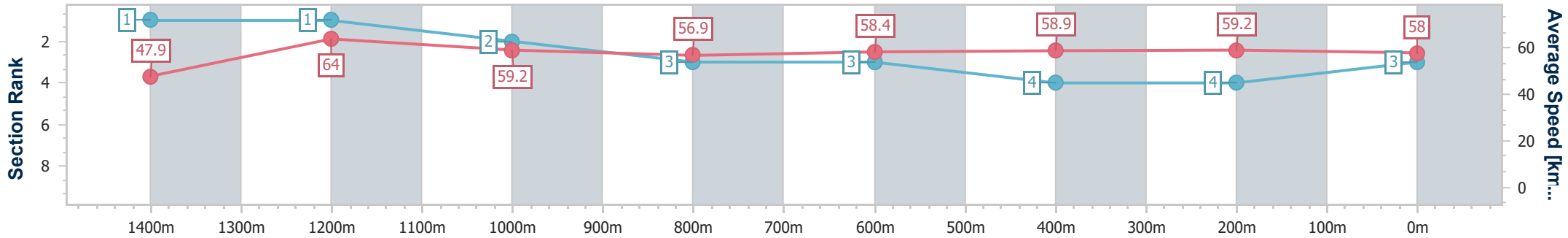


Ipswich QLD Professional
 Race 3: ST PATRICK'S RACES 17 MARCH QTIS Three-Year-Old
 Maiden Handicap - 1600m



02 February 2023 - 14:39
 Track Rating: Soft 5, Weather: Fine, Rail Position: True Entire
 Course

Section	Overall	1400m	1200m	1000m	800m	600m	400m	200m
Section Times	1:39.79 [3] (0:15.03)	1:24.76 [1] (0:11.22)	1:13.54 [1] (0:11.95)	1:01.59 [2] (0:12.53)	0:49.06 [3] (0:12.20)	0:36.86 [3] (0:12.19)	0:24.67 [4] (0:12.25)	0:12.42 [4] (0:12.42)
Average Speed [km/h]	47.9	64.0	59.2	56.9	58.4	58.9	59.2	58.0
Top Speed [km/h]	65.3	64.9	62.3	58.3	59.0	59.3	60.1	59.5
Avg. Dist. to Rail [m]	5.7	1.0	3.5	4.1	3.0	1.0	3.0	5.4
Avg. Stride Freq. [Hz]	2.2	2.2	2.1	2.1	2.1	2.1	2.1	2.1
Avg. Stride Length [m]	6.1	8.0	7.8	7.6	7.7	7.7	7.8	7.6



- [] Ranking at each section and finish
- .-.- No data available at this section
- NA No data available



Horse/Jockey Name	Love On Display
Final Rank	4
Fastest Section Time (Section)	0:11.30 (1400m)
Top Speed [km/h] (Section)	65.4 (1200m)
Race State	Finished

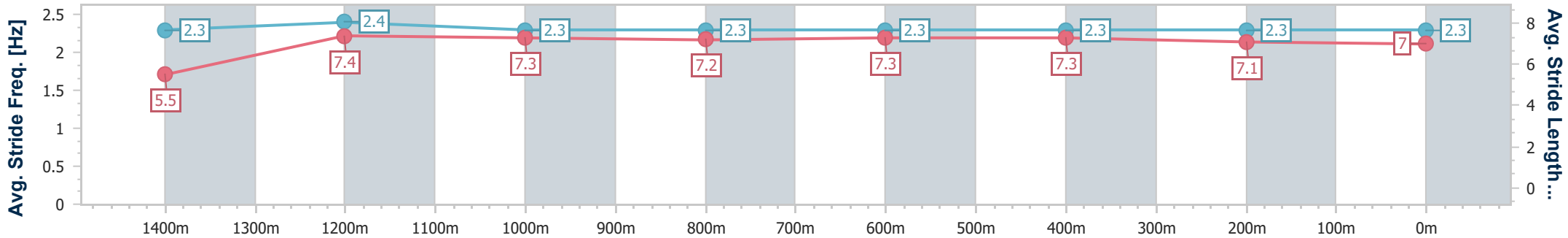
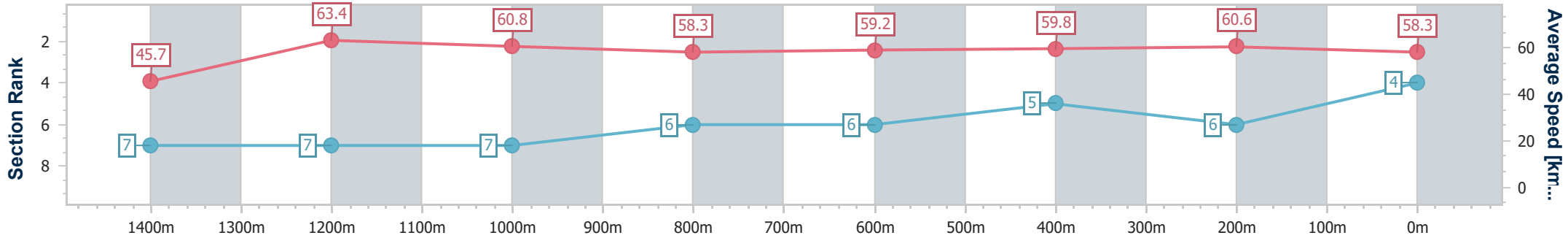


Ipswich QLD Professional
 Race 3: ST PATRICK'S RACES 17 MARCH QTIS Three-Year-Old
 Maiden Handicap - 1600m



02 February 2023 - 14:39
 Track Rating: Soft 5, Weather: Fine, Rail Position: True Entire
 Course

Section	Overall	1400m	1200m	1000m	800m	600m	400m	200m						
Section Times	1:39.86 [4] (0:15.77)	1:24.09 [7] (0:11.30)	1:12.79 [7] (0:11.66)	1:01.13 [7] (0:12.36)	0:48.77 [6] (0:12.23)	0:36.54 [6] (0:12.14)	0:24.40 [5] (0:12.02)	0:12.38 [6] (0:12.38)						
Average Speed [km/h]	45.7	63.4	60.8	58.3	59.2	59.8	60.6	58.3						
Top Speed [km/h]	63.3	65.4	65.4	60.1	60.0	61.9	61.9	60.7						
Avg. Dist. to Rail [m]	5.2	1.3	3.2	0.7	1.2	2.3	4.5	8.4						
Avg. Stride Freq. [Hz]	2.3	2.4	2.3	2.3	2.3	2.3	2.3	2.3						
Avg. Stride Length [m]	5.5	7.4	7.3	7.2	7.3	7.3	7.1	7.0						



- [] Ranking at each section and finish
- .-.- No data available at this section
- NA No data available



Horse/Jockey Name	Boardie
Final Rank	5
Fastest Section Time (Section)	0:11.20 (1400m)
Top Speed [km/h] (Section)	65.4 (1400m)
Race State	Finished

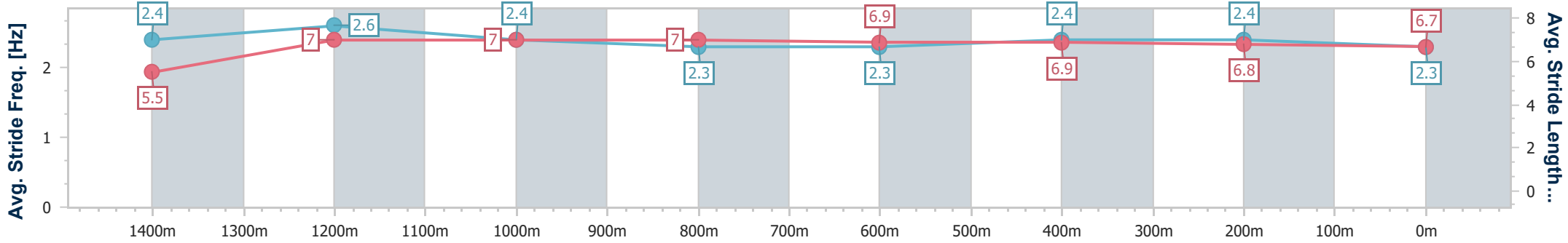
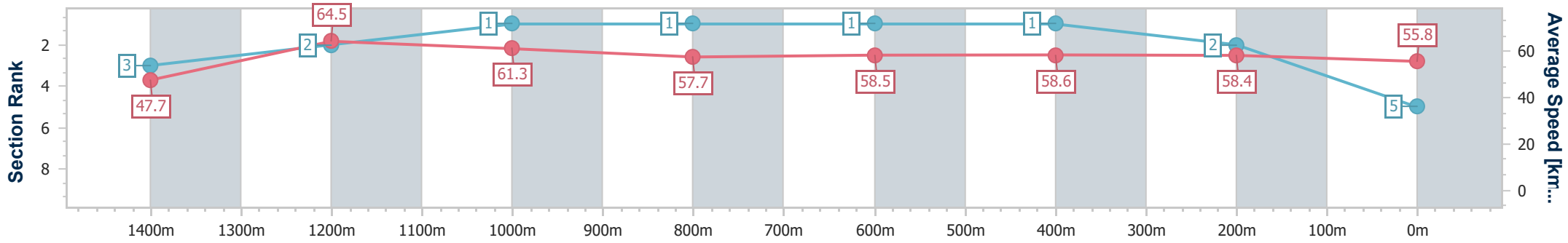


Ipswich QLD Professional
 Race 3: ST PATRICK'S RACES 17 MARCH QTIS Three-Year-Old
 Maiden Handicap - 1600m



02 February 2023 - 14:39
 Track Rating: Soft 5, Weather: Fine, Rail Position: True Entire
 Course

Section	Overall	1400m	1200m	1000m	800m	600m	400m	200m						
Section Times	1:40.14 [5] (0:15.14)	1:25.00 [3] (0:11.20)	1:13.80 [2] (0:11.60)	1:02.20 [1] (0:12.40)	0:49.80 [1] (0:12.27)	0:37.53 [1] (0:12.27)	0:25.26 [1] (0:12.36)	0:12.90 [2] (0:12.90)						
Average Speed [km/h]	47.7	64.5	61.3	57.7	58.5	58.6	58.4	55.8						
Top Speed [km/h]	64.0	65.4	64.4	58.8	59.4	59.4	60.0	57.7						
Avg. Dist. to Rail [m]	10.7	1.5	2.5	2.4	1.2	0.2	0.5	0.6						
Avg. Stride Freq. [Hz]	2.4	2.6	2.4	2.3	2.3	2.4	2.4	2.3						
Avg. Stride Length [m]	5.5	7.0	7.0	7.0	6.9	6.9	6.8	6.7						



- [] Ranking at each section and finish
- .-.- No data available at this section
- NA No data available



Horse/Jockey Name	Slinky's Star
Final Rank	6
Fastest Section Time (Section)	0:11.39 (1400m)
Top Speed [km/h] (Section)	65.3 (Overall)
Race State	Finished

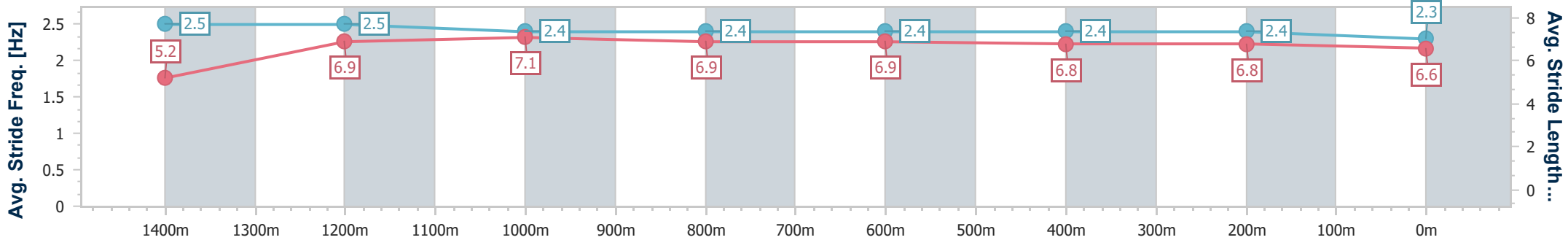
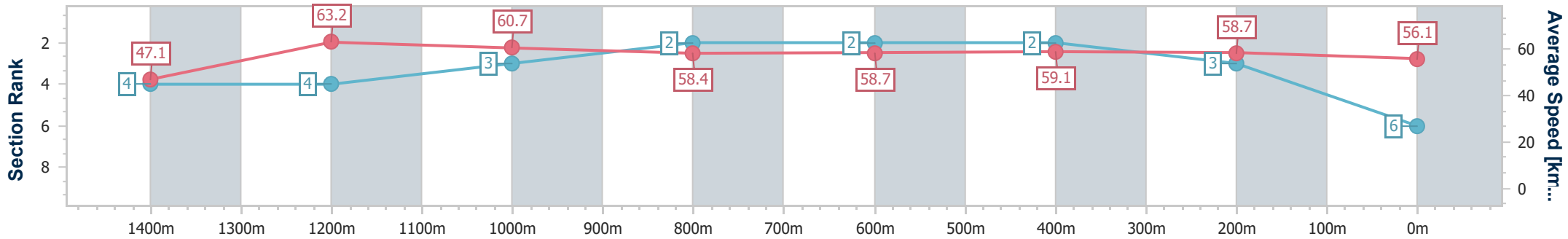


Ipswich QLD Professional
 Race 3: ST PATRICK'S RACES 17 MARCH QTIS Three-Year-Old
 Maiden Handicap - 1600m



02 February 2023 - 14:39
 Track Rating: Soft 5, Weather: Fine, Rail Position: True Entire
 Course

Section	Overall	1400m	1200m	1000m	800m	600m	400m	200m					
Section Times	1:40.17 [6] (0:15.35)	1:24.82 [4] (0:11.39)	1:13.43 [4] (0:11.59)	1:01.84 [3] (0:12.21)	0:49.63 [2] (0:12.20)	0:37.43 [2] (0:12.24)	0:25.19 [2] (0:12.34)	0:12.85 [3] (0:12.85)					
Average Speed [km/h]	47.1	63.2	60.7	58.4	58.7	59.1	58.7	56.1					
Top Speed [km/h]	65.3	64.7	64.4	59.0	60.1	59.8	59.6	57.7					
Avg. Dist. to Rail [m]	10.0	1.9	5.2	3.7	1.1	1.0	1.8	3.5					
Avg. Stride Freq. [Hz]	2.5	2.5	2.4	2.4	2.4	2.4	2.4	2.3					
Avg. Stride Length [m]	5.2	6.9	7.1	6.9	6.9	6.8	6.8	6.6					



- [] Ranking at each section and finish
- .-.- No data available at this section
- NA No data available



Horse/Jockey Name	Better Class
Final Rank	7
Fastest Section Time (Section)	0:11.31 (1400m)
Top Speed [km/h] (Section)	64.8 (Overall)
Race State	Finished



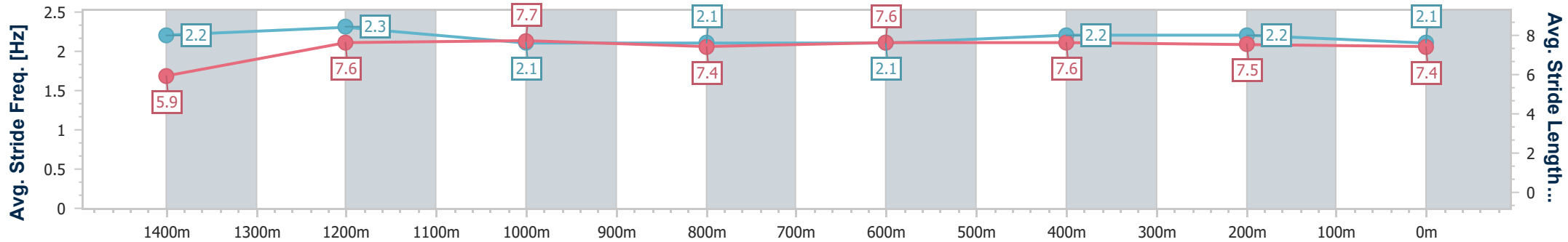
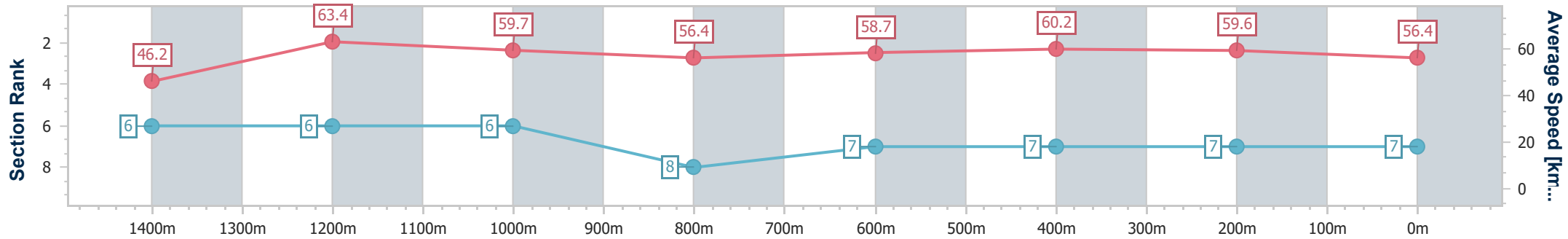
Ipswich QLD Professional
 Race 3: ST PATRICK'S RACES 17 MARCH QTIS Three-Year-Old
 Maiden Handicap - 1600m



02 February 2023 - 14:39

Track Rating: Soft 5, Weather: Fine, Rail Position: True Entire
 Course

Section	Overall	1400m	1200m	1000m	800m	600m	400m	200m						
Section Times	1:40.56 [7] (0:15.62)	1:24.94 [6] (0:11.31)	1:13.63 [6] (0:11.79)	1:01.84 [6] (0:12.72)	0:49.12 [8] (0:12.22)	0:36.90 [7] (0:11.98)	0:24.92 [7] (0:12.16)	0:12.76 [7] (0:12.76)						
Average Speed [km/h]	46.2	63.4	59.7	56.4	58.7	60.2	59.6	56.4						
Top Speed [km/h]	64.8	64.2	63.6	58.6	60.1	61.6	60.7	59.1						
Avg. Dist. to Rail [m]	7.0	1.7	4.7	2.5	0.6	0.4	2.9	5.1						
Avg. Stride Freq. [Hz]	2.2	2.3	2.1	2.1	2.1	2.2	2.2	2.1						
Avg. Stride Length [m]	5.9	7.6	7.7	7.4	7.6	7.6	7.5	7.4						



- [] Ranking at each section and finish
- .-.- No data available at this section
- NA No data available



Horse/Jockey Name	Excuse Me
Final Rank	8
Fastest Section Time (Section)	0:11.33 (1400m)
Top Speed [km/h] (Section)	64.7 (1200m)
Race State	Finished

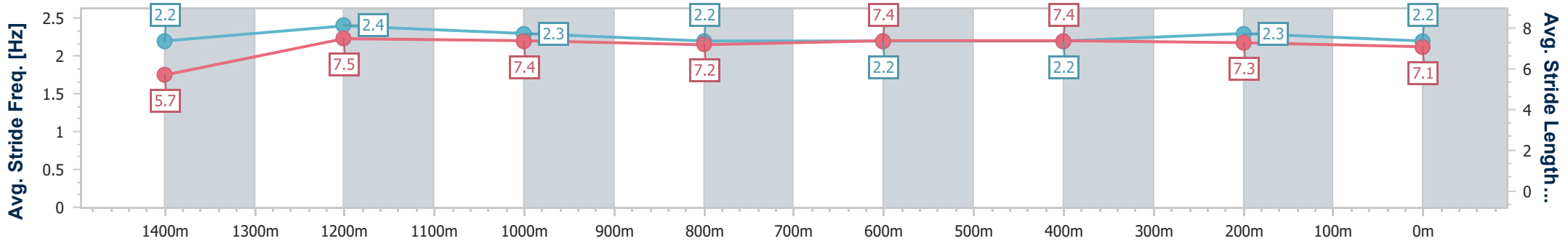
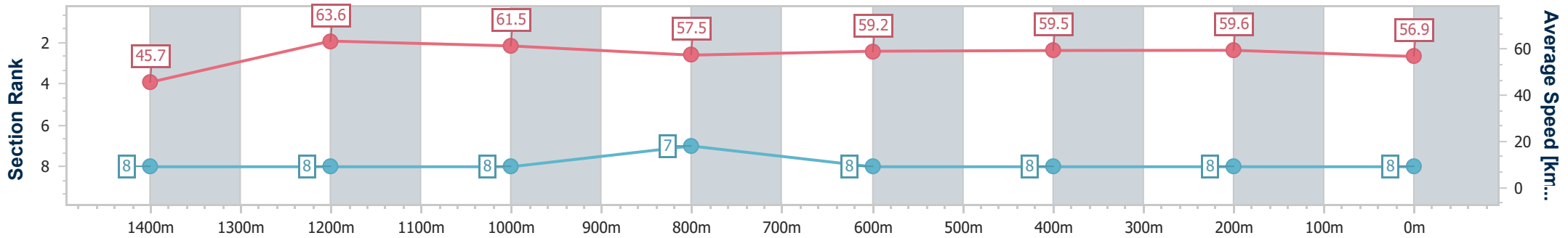


Ipswich QLD Professional
 Race 3: ST PATRICK'S RACES 17 MARCH QTIS Three-Year-Old
 Maiden Handicap - 1600m



02 February 2023 - 14:39
 Track Rating: Soft 5, Weather: Fine, Rail Position: True Entire
 Course

Section	Overall	1400m	1200m	1000m	800m	600m	400m	200m						
Section Times	1:40.62 [8] (0:15.81)	1:24.81 [8] (0:11.33)	1:13.48 [8] (0:11.67)	1:01.81 [8] (0:12.55)	0:49.26 [7] (0:12.21)	0:37.05 [8] (0:12.22)	0:24.83 [8] (0:12.18)	0:12.65 [8] (0:12.65)						
Average Speed [km/h]	45.7	63.6	61.5	57.5	59.2	59.5	59.6	56.9						
Top Speed [km/h]	63.5	64.5	64.7	58.9	60.3	60.4	60.5	58.9						
Avg. Dist. to Rail [m]	9.7	0.6	0.5	0.6	1.1	2.0	3.8	6.8						
Avg. Stride Freq. [Hz]	2.2	2.4	2.3	2.2	2.2	2.2	2.3	2.2						
Avg. Stride Length [m]	5.7	7.5	7.4	7.2	7.4	7.4	7.3	7.1						



- [] Ranking at each section and finish
- .-.- No data available at this section
- NA No data available



Horse/Jockey Name	Another Dazzler
Final Rank	9
Fastest Section Time (Section)	0:11.54 (1200m)
Top Speed [km/h] (Section)	63.0 (1400m)
Race State	Finished

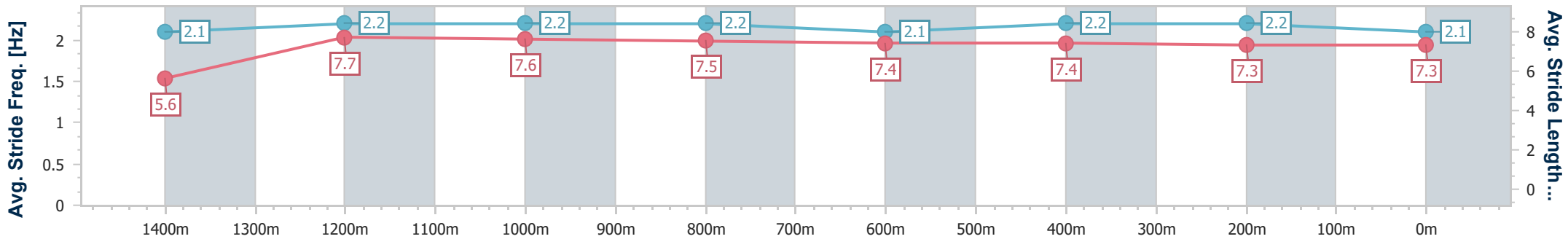
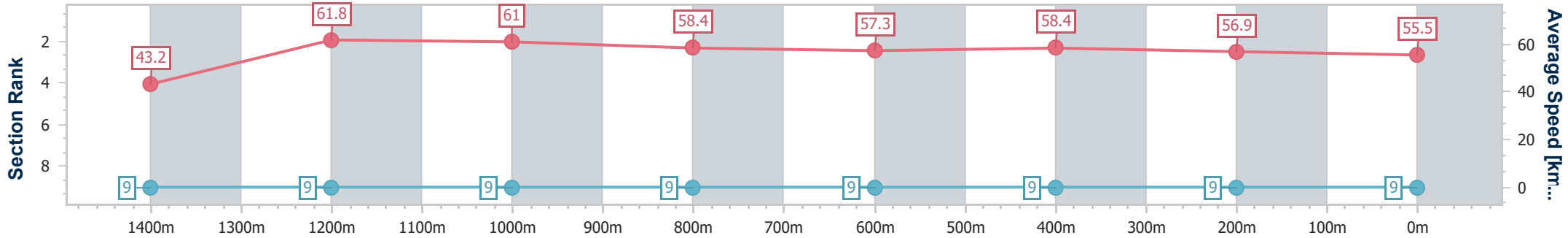


Ipswich QLD Professional
 Race 3: ST PATRICK'S RACES 17 MARCH QTIS Three-Year-Old
 Maiden Handicap - 1600m



02 February 2023 - 14:39
 Track Rating: Soft 5, Weather: Fine, Rail Position: True Entire
 Course

Section	Overall	1400m	1200m	1000m	800m	600m	400m	200m						
Section Times	1:42.54 [9] (0:16.69)	1:25.85 [9] (0:11.56)	1:14.29 [9] (0:11.54)	1:02.75 [9] (0:12.20)	0:50.55 [9] (0:12.47)	0:38.08 [9] (0:12.35)	0:25.73 [9] (0:12.74)	0:12.99 [9] (0:12.99)						
Average Speed [km/h]	43.2	61.8	61.0	58.4	57.3	58.4	56.9	55.5						
Top Speed [km/h]	60.0	63.0	62.8	59.8	59.2	60.5	57.9	57.4						
Avg. Dist. to Rail [m]	4.0	2.0	4.8	4.1	2.1	0.5	2.1	3.0						
Avg. Stride Freq. [Hz]	2.1	2.2	2.2	2.2	2.1	2.2	2.2	2.1						
Avg. Stride Length [m]	5.6	7.7	7.6	7.5	7.4	7.4	7.3	7.3						



- [] Ranking at each section and finish
- .-.- No data available at this section
- NA No data available