



Aquis Park Gold Coast Poly QLD Professional

Race 3: RAW METAL CORPORATION Maiden Handicap - 1900m



04 February 2023 - 14:49

Track Rating: Synthetic , Weather: Showery, Rail Position: True Entire Course

Section		Overall	1800m	1600m	1400m	1200m	1000m	800m	Last 600m				
Field Times		2:02.38 (0:08.08)	1:54.30 (0:12.30)	1:42.00 (0:12.95)	1:29.05 (0:13.66)	1:15.39 (0:12.68)	1:02.71 (0:12.59)	0:50.12 (0:12.95)	0:37.17				
Rank	TAB Horse/Jockey	Barrier	Top Speed [km/h]	Fastest Section									Distance Travelled [m]
1	6 GIRRAMAY Nozi Tomizawa	7	61.6 1000m	0:08.84 Overall	2:02.38 [1] (0:08.84)	1:53.54 [7] (0:12.26)	1:41.28 [7] (0:13.08)	1:28.20 [7] (0:13.69)	1:14.51 [7] (0:12.86)	1:01.65 [7] (0:12.20)	0:49.45 [7] (0:12.85)	0:36.60	
1	3 JOYBELLS Georgina Cartwright	2	60.3 1800m	0:08.18 Overall	2:02.38 [1] (0:08.18)	1:54.20 [2] (0:12.20)	1:42.00 [1] (0:12.95)	1:29.05 [1] (0:13.66)	1:15.39 [1] (0:12.91)	1:02.48 [3] (0:12.66)	0:49.82 [4] (0:12.95)	0:36.87	-12
3	1 ZOUCAN TOUCAN Bailey Wheeler	6	61.0 1800m	0:08.79 Overall	2:02.41 [3] (0:08.79)	1:53.62 [6] (0:12.29)	1:41.33 [6] (0:12.86)	1:28.47 [6] (0:13.64)	1:14.83 [5] (0:12.09)	1:02.74 [1] (0:12.59)	0:50.15 [1] (0:12.95)	0:37.20	-4
4	4 NEWMARKET MISS Brooke Ainsworth	3	65.1 Overall	0:08.08 Overall	2:02.82 [4] (0:08.08)	1:54.74 [1] (0:12.33)	1:42.41 [2] (0:12.97)	1:29.44 [2] (0:13.75)	1:15.69 [2] (0:12.77)	1:02.92 [2] (0:12.39)	0:50.53 [2] (0:13.04)	0:37.49	-2
5	5 BANTAMWEIGHT Sean Cormack	4	61.3 1800m	0:08.56 Overall	2:03.05 [5] (0:08.56)	1:54.49 [4] (0:12.20)	1:42.29 [4] (0:12.89)	1:29.40 [4] (0:13.68)	1:15.72 [4] (0:12.89)	1:02.83 [5] (0:12.51)	0:50.32 [5] (0:12.83)	0:37.49	-2
6	7 RIVER PARK Jackson Murphy	5	67.1 1800m	0:08.71 Overall	2:03.26 [6] (0:08.71)	1:54.55 [5] (0:12.15)	1:42.40 [5] (0:12.99)	1:29.41 [5] (0:13.75)	1:15.66 [6] (0:12.84)	1:02.82 [6] (0:12.44)	0:50.38 [6] (0:12.85)	0:37.53	-7
7	2 VON CRUMB Elione Chaves	1	61.0 1800m	0:08.47 Overall	2:07.00 [7] (0:08.47)	1:58.53 [3] (0:12.15)	1:46.38 [3] (0:12.88)	1:33.50 [3] (0:13.70)	1:19.80 [3] (0:12.81)	1:06.99 [4] (0:12.42)	0:54.57 [3] (0:12.92)	0:41.65	-4

[] Ranking at each section and finish
 -:-:- No data available at this section
 NA No data available

SCN Saddle cloth number
 DNF Did not finish
 DNT Did not track

Track Rating: Synthetic , Weather: Showery, Rail Position: True Entire Course

Section				600m	400m	200m			Last 600m		
Field Times				0:37.17 (0:12.31)	0:24.86 (0:12.56)	0:12.30 (0:12.30)			0:37.17		
Rank	TAB	Horse/Jockey	Barrier	Top Speed [km/h]	Fastest Section	Margin			Distance Travelled [m]		
1	6	GIRRAMAY Nozi Tomizawa	7	61.6 1000m	0:08.84 Overall	0:36.60 [7] (0:12.38)	0:24.22 [7] (0:12.10)	0:12.12 [4] (0:12.12)	2:02.38	0:36.60	
1	3	JOYBELLS Georgina Cartwright	2	60.3 1800m	0:08.18 Overall	0:36.87 [4] (0:12.43)	0:24.44 [3] (0:12.29)	0:12.15 [3] (0:12.15)	2:02.38	0:36.87	-12
3	1	ZOUCAN TOUCAN Bailey Wheeler	6	61.0 1800m	0:08.79 Overall	0:37.20 [1] (0:12.31)	0:24.89 [1] (0:12.56)	0:12.33 [1] (0:12.33)	0.2L	0:37.20	-4
4	4	NEWMARKET MISS Brooke Ainsworth	3	65.1 Overall	0:08.08 Overall	0:37.49 [2] (0:12.41)	0:25.08 [2] (0:12.38)	0:12.70 [2] (0:12.70)	2.5L	0:37.49	-2
5	5	BANTAMWEIGHT Sean Cormack	4	61.3 1800m	0:08.56 Overall	0:37.49 [5] (0:12.45)	0:25.04 [4] (0:12.32)	0:12.72 [5] (0:12.72)	3.8L	0:37.49	-2
6	7	RIVER PARK Jackson Murphy	5	67.1 1800m	0:08.71 Overall	0:37.53 [6] (0:12.29)	0:25.24 [5] (0:12.42)	0:12.82 [6] (0:12.82)	4.8L	0:37.53	-7
7	2	VON CRUMB Elione Chaves	1	61.0 1800m	0:08.47 Overall	0:41.65 [3] (0:12.77)	0:28.88 [6] (0:13.73)	0:15.15 [7] (0:15.15)	26.8L	0:41.65	-4



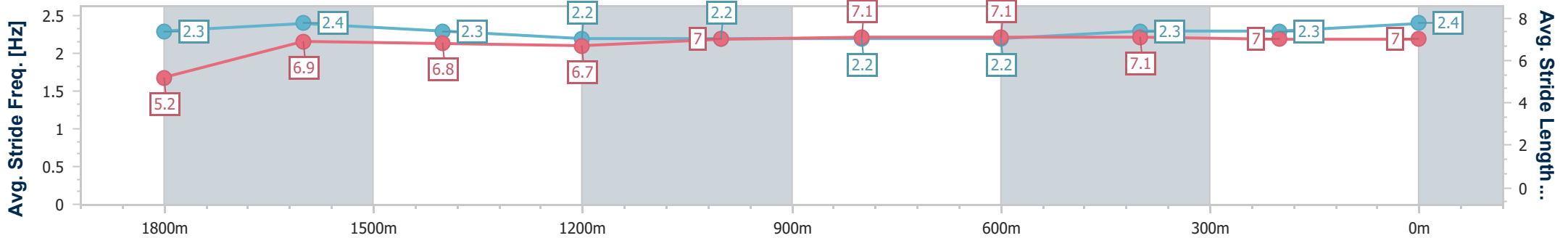
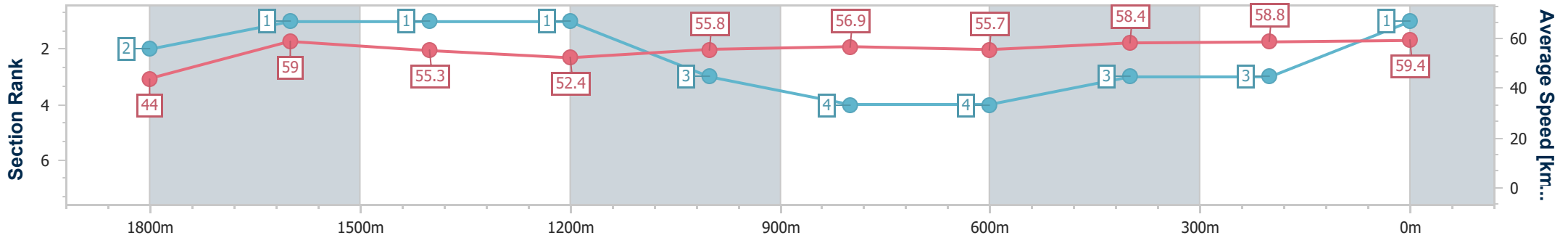
Horse/Jockey Name	Joybells
Final Rank	1
Fastest Section Time (Section)	0:08.18 (Overall)
Top Speed [km/h] (Section)	60.3 (1800m)
Race State	Finished



Aquis Park Gold Coast Poly QLD Professional
 Race 3: RAW METAL CORPORATION Maiden Handicap - 1900m
 04 February 2023 - 14:49
 Track Rating: Synthetic , Weather: Showery, Rail Position: True
 Entire Course



Section	Overall	1800m	1600m	1400m	1200m	1000m	800m	600m	400m	200m
Section Times	2:02.38 [1] (0:08.18)	1:54.20 [2] (0:12.20)	1:42.00 [1] (0:12.95)	1:29.05 [1] (0:13.66)	1:15.39 [1] (0:12.91)	1:02.48 [3] (0:12.66)	0:49.82 [4] (0:12.95)	0:36.87 [4] (0:12.43)	0:24.44 [3] (0:12.29)	0:12.15 [3] (0:12.15)
Average Speed [km/h]	44.0	59.0	55.3	52.4	55.8	56.9	55.7	58.4	58.8	59.4
Top Speed [km/h]	59.0	60.3	56.6	54.4	58.9	58.8	57.8	59.5	59.8	60.1
Avg. Dist. to Rail [m]	3.3	0.5	0.8	0.6	0.2	0.2	0.6	1.2	2.0	2.0
Avg. Stride Freq. [Hz]	2.3	2.4	2.3	2.2	2.2	2.2	2.2	2.3	2.3	2.4
Avg. Stride Length [m]	5.2	6.9	6.8	6.7	7.0	7.1	7.1	7.1	7.0	7.0



- [] Ranking at each section and finish
- .-.- No data available at this section
- NA No data available



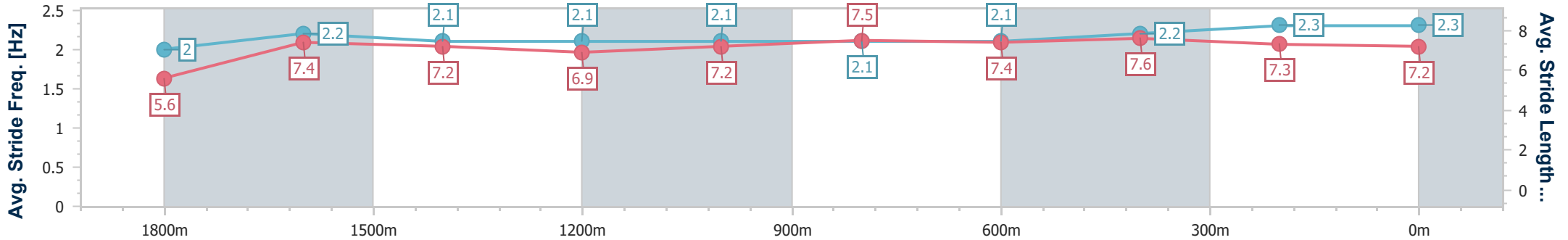
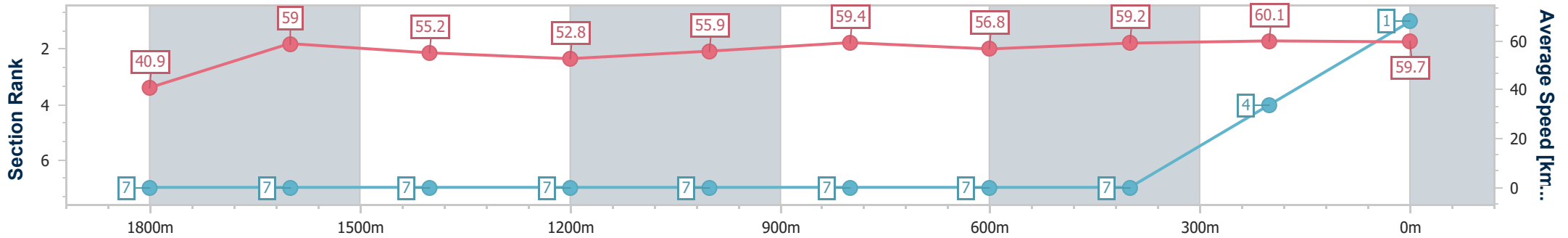
Horse/Jockey Name	Girramay
Final Rank	1
Fastest Section Time (Section)	0:08.84 (Overall)
Top Speed [km/h] (Section)	61.6 (1000m)
Race State	Finished



Aquis Park Gold Coast Poly QLD Professional
 Race 3: RAW METAL CORPORATION Maiden Handicap - 1900m
 04 February 2023 - 14:49
 Track Rating: Synthetic , Weather: Showery, Rail Position: True
 Entire Course



Section	Overall	1800m	1600m	1400m	1200m	1000m	800m	600m	400m	200m
Section Times	2:02.38 [1] (0:08.84)	1:53.54 [7] (0:12.26)	1:41.28 [7] (0:13.08)	1:28.20 [7] (0:13.69)	1:14.51 [7] (0:12.86)	1:01.65 [7] (0:12.20)	0:49.45 [7] (0:12.85)	0:36.60 [7] (0:12.38)	0:24.22 [7] (0:12.10)	0:12.12 [4] (0:12.12)
Average Speed [km/h]	40.9	59.0	55.2	52.8	55.9	59.4	56.8	59.2	60.1	59.7
Top Speed [km/h]	55.0	61.4	56.6	54.8	59.7	61.6	57.6	60.3	60.8	60.7
Avg. Dist. to Rail [m]	8.1	1.4	1.1	0.7	1.3	1.6	2.6	3.6	5.6	5.2
Avg. Stride Freq. [Hz]	2.0	2.2	2.1	2.1	2.1	2.1	2.1	2.2	2.3	2.3
Avg. Stride Length [m]	5.6	7.4	7.2	6.9	7.2	7.5	7.4	7.6	7.3	7.2



- [] Ranking at each section and finish
- .-.- No data available at this section
- NA No data available



Horse/Jockey Name	Zoucan Toucan
Final Rank	3
Fastest Section Time (Section)	0:08.79 (Overall)
Top Speed [km/h] (Section)	61.0 (1800m)
Race State	Finished



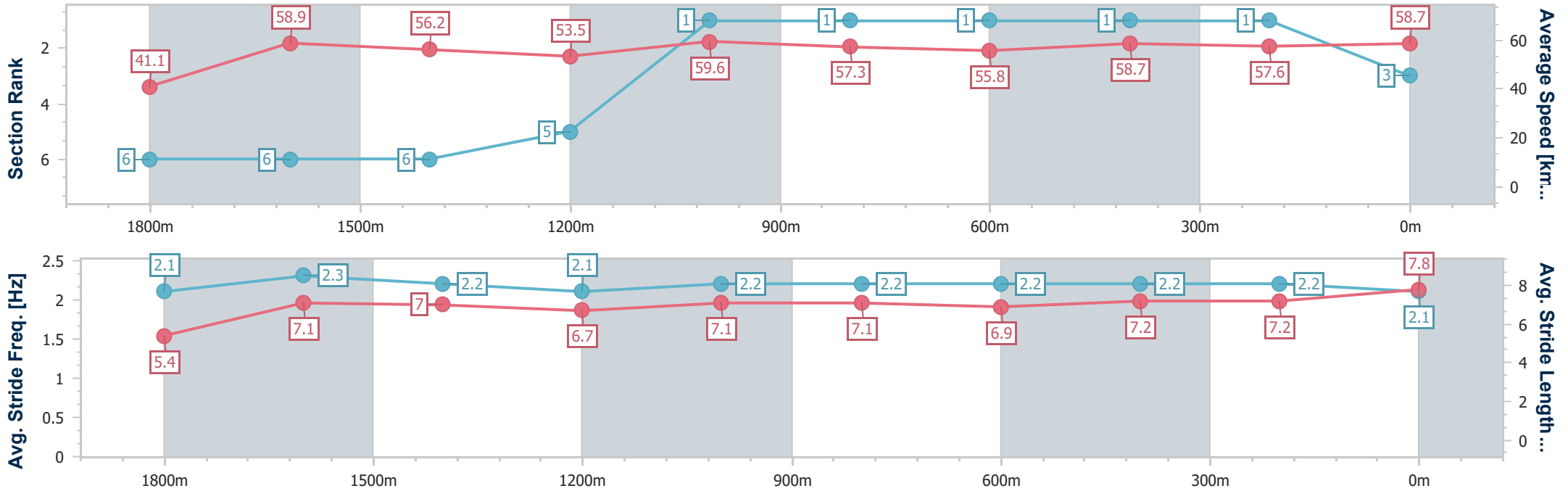
Aquis Park Gold Coast Poly QLD Professional
 Race 3: RAW METAL CORPORATION Maiden Handicap - 1900m



04 February 2023 - 14:49

Track Rating: Synthetic , Weather: Showery, Rail Position: True
 Entire Course

Section	Overall	1800m	1600m	1400m	1200m	1000m	800m	600m	400m	200m
Section Times	2:02.41 [3] (0:08.79)	1:53.62 [6] (0:12.29)	1:41.33 [6] (0:12.86)	1:28.47 [6] (0:13.64)	1:14.83 [5] (0:12.09)	1:02.74 [1] (0:12.59)	0:50.15 [1] (0:12.95)	0:37.20 [1] (0:12.31)	0:24.89 [1] (0:12.56)	0:12.33 [1] (0:12.33)
Average Speed [km/h]	41.1	58.9	56.2	53.5	59.6	57.3	55.8	58.7	57.6	58.7
Top Speed [km/h]	54.0	61.0	58.0	55.2	60.8	58.5	57.6	59.5	58.7	59.4
Avg. Dist. to Rail [m]	6.7	2.2	1.2	1.9	2.5	0.6	0.6	0.9	4.1	4.7
Avg. Stride Freq. [Hz]	2.1	2.3	2.2	2.1	2.2	2.2	2.2	2.2	2.2	2.1
Avg. Stride Length [m]	5.4	7.1	7.0	6.7	7.1	7.1	6.9	7.2	7.2	7.8



- [] Ranking at each section and finish
- .-.- No data available at this section
- NA No data available



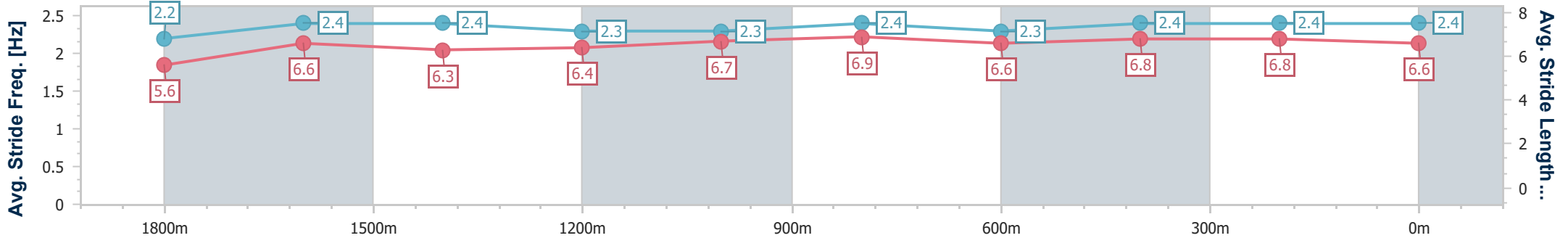
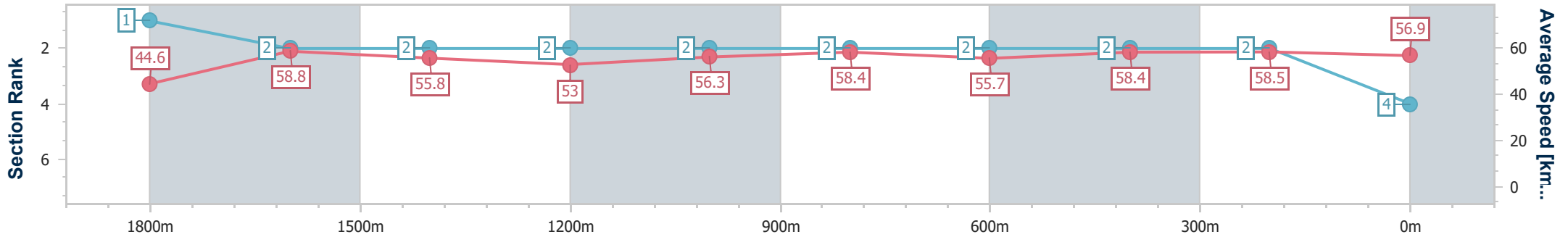
Horse/Jockey Name	Newmarket Miss
Final Rank	4
Fastest Section Time (Section)	0:08.08 (Overall)
Top Speed [km/h] (Section)	65.1 (Overall)
Race State	Finished



Aquis Park Gold Coast Poly QLD Professional
 Race 3: RAW METAL CORPORATION Maiden Handicap - 1900m
 04 February 2023 - 14:49
 Track Rating: Synthetic , Weather: Showery, Rail Position: True
 Entire Course



Section	Overall	1800m	1600m	1400m	1200m	1000m	800m	600m	400m	200m
Section Times	2:02.82 [4] (0:08.08)	1:54.74 [1] (0:12.33)	1:42.41 [2] (0:12.97)	1:29.44 [2] (0:13.75)	1:15.69 [2] (0:12.77)	1:02.92 [2] (0:12.39)	0:50.53 [2] (0:13.04)	0:37.49 [2] (0:12.41)	0:25.08 [2] (0:12.38)	0:12.70 [2] (0:12.70)
Average Speed [km/h]	44.6	58.8	55.8	53.0	56.3	58.4	55.7	58.4	58.5	56.9
Top Speed [km/h]	65.1	63.0	56.3	55.1	60.8	60.7	57.1	59.3	60.6	58.9
Avg. Dist. to Rail [m]	4.2	1.8	1.8	1.5	1.9	1.7	1.9	1.6	3.8	5.3
Avg. Stride Freq. [Hz]	2.2	2.4	2.4	2.3	2.3	2.4	2.3	2.4	2.4	2.4
Avg. Stride Length [m]	5.6	6.6	6.3	6.4	6.7	6.9	6.6	6.8	6.8	6.6



- [] Ranking at each section and finish
- .-.- No data available at this section
- NA No data available



Horse/Jockey Name	Bantamweight
Final Rank	5
Fastest Section Time (Section)	0:08.56 (Overall)
Top Speed [km/h] (Section)	61.3 (1800m)
Race State	Finished



Aquis Park Gold Coast Poly QLD Professional

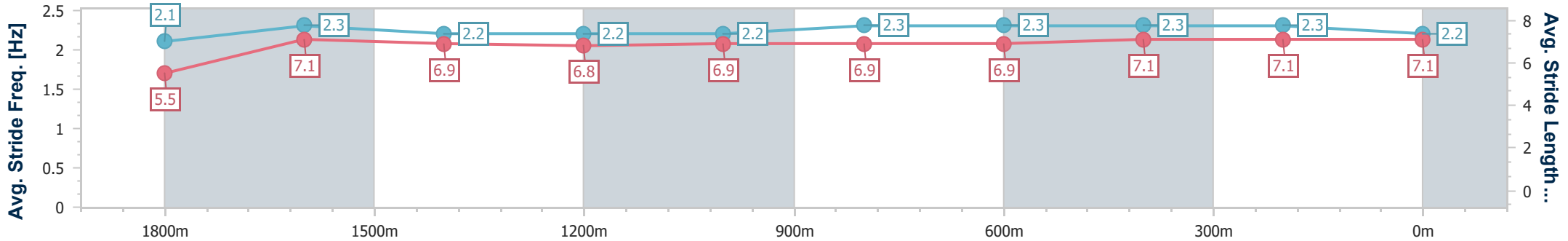
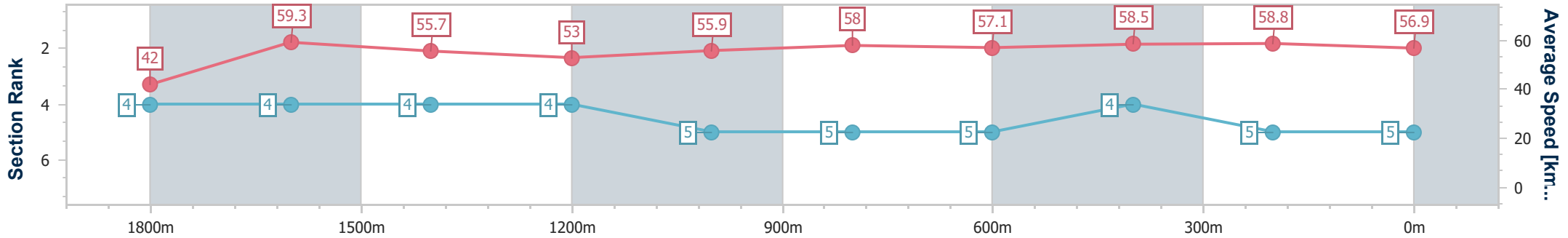
Race 3: RAW METAL CORPORATION Maiden Handicap - 1900m



04 February 2023 - 14:49

Track Rating: Synthetic, Weather: Showery, Rail Position: True Entire Course

Section	Overall	1800m	1600m	1400m	1200m	1000m	800m	600m	400m	200m
Section Times	2:03.05 [5] (0:08.56)	1:54.49 [4] (0:12.20)	1:42.29 [4] (0:12.89)	1:29.40 [4] (0:13.68)	1:15.72 [4] (0:12.89)	1:02.83 [5] (0:12.51)	0:50.32 [5] (0:12.83)	0:37.49 [5] (0:12.45)	0:25.04 [4] (0:12.32)	0:12.72 [5] (0:12.72)
Average Speed [km/h]	42.0	59.3	55.7	53.0	55.9	58.0	57.1	58.5	58.8	56.9
Top Speed [km/h]	59.1	61.3	56.6	54.5	59.5	59.7	58.3	59.1	59.5	58.2
Avg. Dist. to Rail [m]	5.2	1.5	0.4	0.7	1.9	2.7	3.0	2.9	4.4	5.7
Avg. Stride Freq. [Hz]	2.1	2.3	2.2	2.2	2.2	2.3	2.3	2.3	2.3	2.2
Avg. Stride Length [m]	5.5	7.1	6.9	6.8	6.9	6.9	6.9	6.9	7.1	7.1



- [] Ranking at each section and finish
- .-.- No data available at this section
- NA No data available



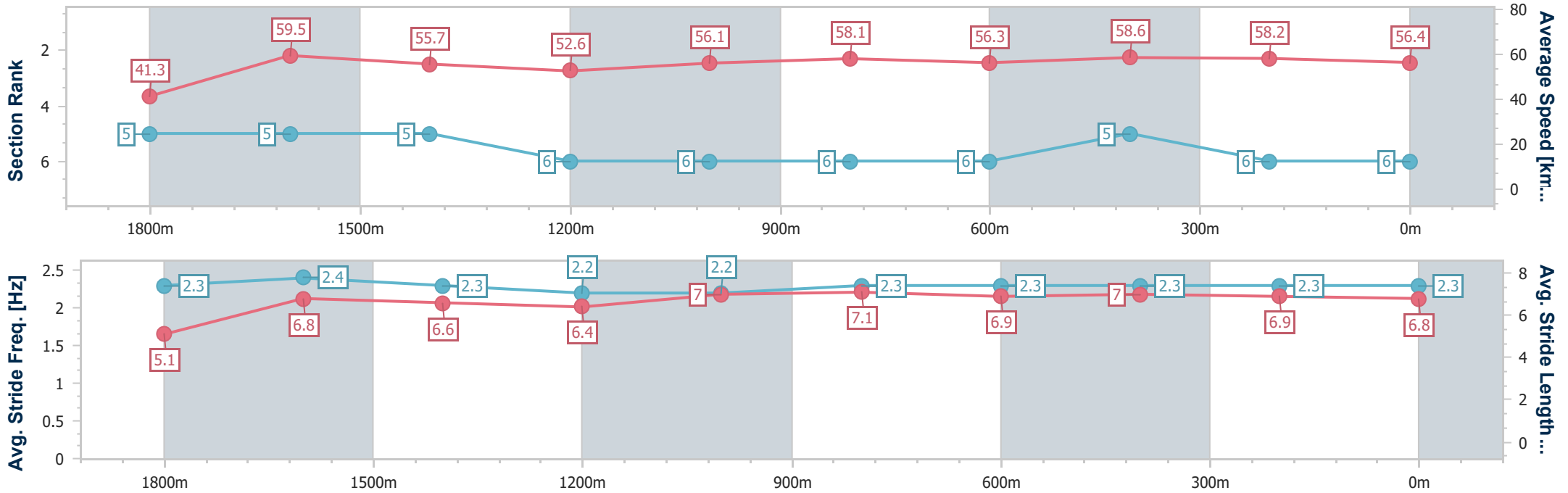
Horse/Jockey Name	River Park
Final Rank	6
Fastest Section Time (Section)	0:08.71 (Overall)
Top Speed [km/h] (Section)	67.1 (1800m)
Race State	Finished



Aquis Park Gold Coast Poly QLD Professional
Race 3: RAW METAL CORPORATION Maiden Handicap - 1900m
 04 February 2023 - 14:49
 Track Rating: Synthetic , Weather: Showery, Rail Position: True
 Entire Course



Section	Overall	1800m	1600m	1400m	1200m	1000m	800m	600m	400m	200m
Section Times	2:03.26 [6] (0:08.71)	1:54.55 [5] (0:12.15)	1:42.40 [5] (0:12.99)	1:29.41 [5] (0:13.75)	1:15.66 [6] (0:12.84)	1:02.82 [6] (0:12.44)	0:50.38 [6] (0:12.85)	0:37.53 [6] (0:12.29)	0:25.24 [5] (0:12.42)	0:12.82 [6] (0:12.82)
Average Speed [km/h]	41.3	59.5	55.7	52.6	56.1	58.1	56.3	58.6	58.2	56.4
Top Speed [km/h]	55.8	67.1	56.7	54.7	59.6	60.7	57.4	59.2	59.3	58.2
Avg. Dist. to Rail [m]	6.1	1.2	1.0	0.8	1.7	1.5	1.0	0.3	2.3	3.9
Avg. Stride Freq. [Hz]	2.3	2.4	2.3	2.2	2.2	2.3	2.3	2.3	2.3	2.3
Avg. Stride Length [m]	5.1	6.8	6.6	6.4	7.0	7.1	6.9	7.0	6.9	6.8



- [] Ranking at each section and finish
- .-.- No data available at this section
- NA No data available



Horse/Jockey Name	Von Crumb
Final Rank	7
Fastest Section Time (Section)	0:08.47 (Overall)
Top Speed [km/h] (Section)	61.0 (1800m)
Race State	Finished



Aquis Park Gold Coast Poly QLD Professional

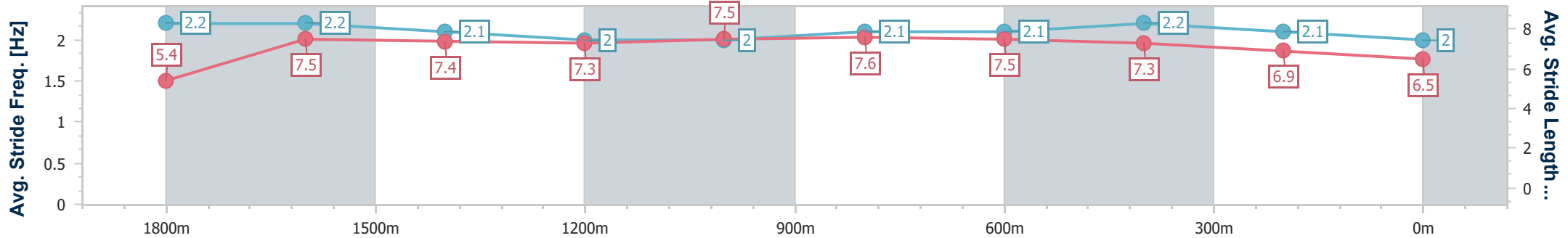
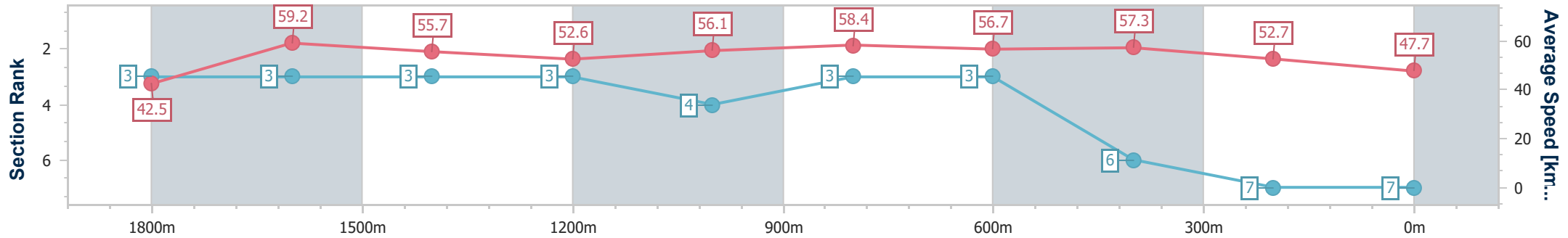
Race 3: RAW METAL CORPORATION Maiden Handicap - 1900m



04 February 2023 - 14:49

Track Rating: Synthetic, Weather: Showery, Rail Position: True Entire Course

Section	Overall	1800m	1600m	1400m	1200m	1000m	800m	600m	400m	200m
Section Times	2:07.00 [7] (0:08.47)	1:58.53 [3] (0:12.15)	1:46.38 [3] (0:12.88)	1:33.50 [3] (0:13.70)	1:19.80 [3] (0:12.81)	1:06.99 [4] (0:12.42)	0:54.57 [3] (0:12.92)	0:41.65 [3] (0:12.77)	0:28.88 [6] (0:13.73)	0:15.15 [7] (0:15.15)
Average Speed [km/h]	42.5	59.2	55.7	52.6	56.1	58.4	56.7	57.3	52.7	47.7
Top Speed [km/h]	60.5	61.0	57.0	54.6	59.5	59.6	57.2	58.5	54.9	50.5
Avg. Dist. to Rail [m]	2.2	0.7	0.4	0.2	0.4	1.9	3.1	3.5	2.6	2.0
Avg. Stride Freq. [Hz]	2.2	2.2	2.1	2.0	2.0	2.1	2.1	2.2	2.1	2.0
Avg. Stride Length [m]	5.4	7.5	7.4	7.3	7.5	7.6	7.5	7.3	6.9	6.5



- [] Ranking at each section and finish
- .-.- No data available at this section
- NA No data available