



Aquis Park Gold Coast Poly QLD Professional

Race 6: TERRECO RESOURCES OPEN Handicap - 1050m

04 February 2023 - 16:45



Track Rating: Synthetic , Weather: Showery, Rail Position: True Entire Course

Section		Field Times										Last 600m		
		Overall	1000m	800m	600m	400m	200m						0:35.54	
		1:02.04 (0:04.94)	0:57.10 (0:10.75)	0:46.35 (0:10.81)	0:35.54 (0:11.32)	0:24.22 (0:11.86)	0:12.36 (0:12.36)							
Rank	TAB	Horse/Jockey	Barrier	Top Speed [km/h]	Fastest Section							Margin	Distance Travelled [m]	
1	1	TAVISAN Jasper Franklin	1	70.3	0:04.94 Overall	1:02.04 [1] (0:04.94)	0:57.10 [1] (0:10.75)	0:46.35 [1] (0:10.81)	0:35.54 [1] (0:11.32)	0:24.22 [1] (0:11.86)	0:12.36 [1] (0:12.36)	1:02.04	0:35.54	
2	3	PRINCESS LUNAR Georgina Cartwright	4	69.8	0:05.12 Overall	1:02.39 [2] (0:05.12)	0:57.27 [5] (0:10.72)	0:46.55 [3] (0:10.86)	0:35.69 [3] (0:11.43)	0:24.26 [3] (0:11.66)	0:12.60 [2] (0:12.60)	2L	0:35.69	+3
3	4	HIGH COST Micheal Hellyer	6	68.8	0:05.07 Overall	1:02.57 [3] (0:05.07)	0:57.50 [3] (0:11.07)	0:46.43 [5] (0:10.86)	0:35.57 [5] (0:11.26)	0:24.31 [5] (0:11.72)	0:12.59 [4] (0:12.59)	3L	0:35.57	+2
4	8	HEDONIE Chris Taylor	8	69.3	0:04.99 Overall	1:02.86 [4] (0:04.99)	0:57.87 [2] (0:10.94)	0:46.93 [4] (0:10.87)	0:36.06 [4] (0:11.40)	0:24.66 [4] (0:11.89)	0:12.77 [5] (0:12.77)	4.5L	0:36.06	+8
5	2	DESERT MAN Les Tilley	5	70.5	0:05.11 Overall	1:02.88 [5] (0:05.11)	0:57.77 [4] (0:10.72)	0:47.05 [2] (0:10.85)	0:36.20 [2] (0:11.34)	0:24.86 [2] (0:11.91)	0:12.95 [3] (0:12.95)	4.6L	0:36.20	+5
6	6	SWAN ISLAND Jackson Murphy	2	67.7	0:05.20 Overall	1:03.27 [6] (0:05.20)	0:58.07 [6] (0:11.49)	0:46.58 [6] (0:10.88)	0:35.70 [7] (0:11.11)	0:24.59 [6] (0:11.97)	0:12.62 [6] (0:12.62)	6.9L	0:35.70	-4
7	7	REMEMBER MARY Nozi Tomizawa	7	68.7	0:05.29 Overall	1:04.70 [7] (0:05.29)	0:59.41 [7] (0:11.44)	0:47.97 [7] (0:10.80)	0:37.17 [6] (0:11.31)	0:25.86 [7] (0:12.35)	0:13.51 [7] (0:13.51)	15.2L	0:37.17	+6

Scratched: Hard Stride (#5)

[] Ranking at each section and finish
 -:-:- No data available at this section
 NA No data available

SCN Saddle cloth number
 DNF Did not finish
 DNT Did not track



Horse/Jockey Name	Tavisan
Final Rank	1
Fastest Section Time (Section)	0:04.94 (Overall)
Top Speed [km/h] (Section)	70.3 (1000m)
Race State	Finished



Aquis Park Gold Coast Poly QLD Professional

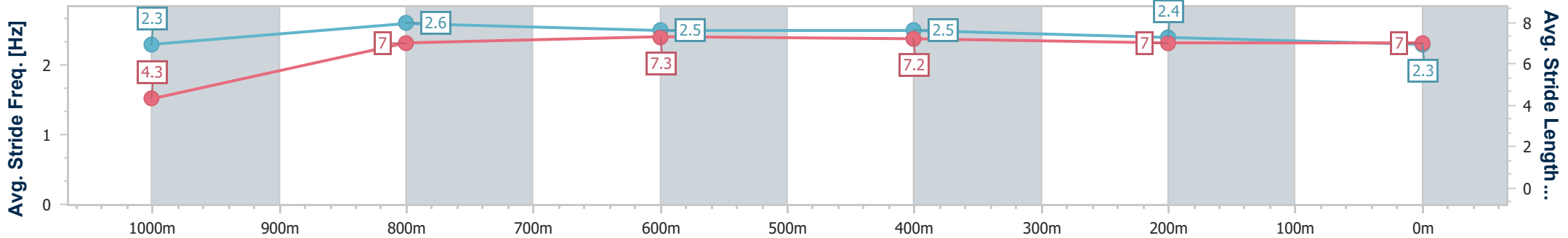
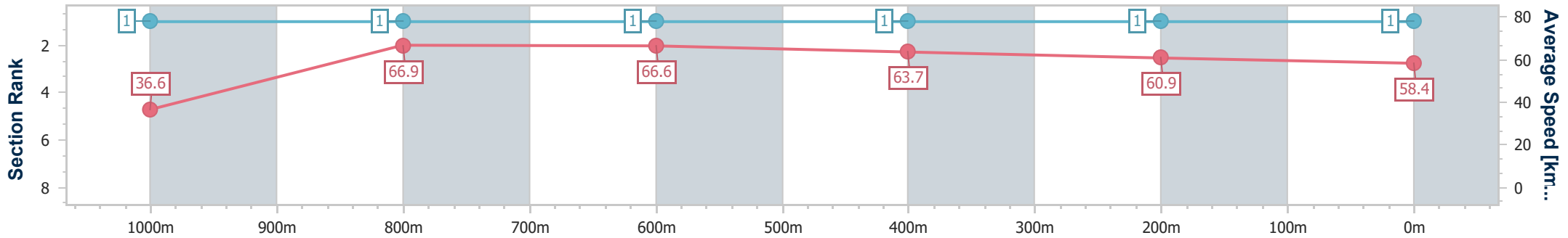
Race 6: TERRECO RESOURCES OPEN Handicap - 1050m



04 February 2023 - 16:45

Track Rating: Synthetic , Weather: Showery, Rail Position: True Entire Course

Section	Overall	1000m	800m	600m	400m	200m
Section Times	1:02.04 [1] (0:04.94)	0:57.10 [1] (0:10.75)	0:46.35 [1] (0:10.81)	0:35.54 [1] (0:11.32)	0:24.22 [1] (0:11.86)	0:12.36 [1] (0:12.36)
Average Speed [km/h]	36.6	66.9	66.6	63.7	60.9	58.4
Top Speed [km/h]	56.5	70.3	68.1	66.0	62.1	61.1
Avg. Dist. to Rail [m]	2.4	0.7	0.6	0.6	1.4	2.6
Avg. Stride Freq. [Hz]	2.3	2.6	2.5	2.5	2.4	2.3
Avg. Stride Length [m]	4.3	7.0	7.3	7.2	7.0	7.0



- [] Ranking at each section and finish
- .-.- No data available at this section
- NA No data available



Horse/Jockey Name	Princess Lunar
Final Rank	2
Fastest Section Time (Section)	0:05.12 (Overall)
Top Speed [km/h] (Section)	69.8 (1000m)
Race State	Finished



Aquis Park Gold Coast Poly QLD Professional

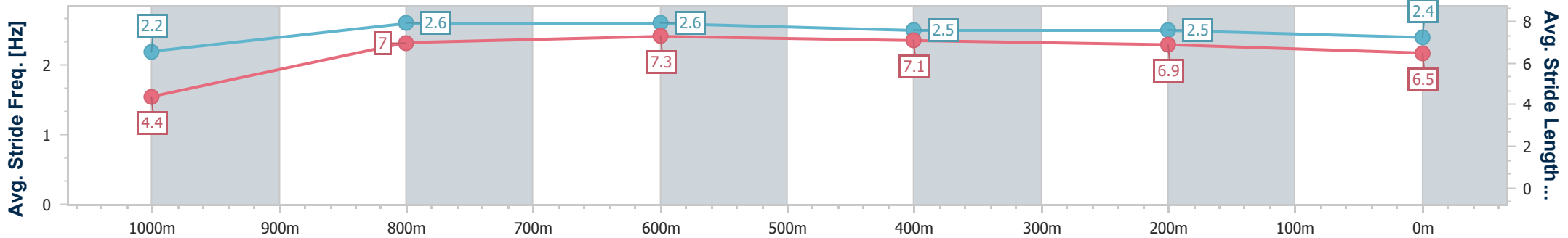
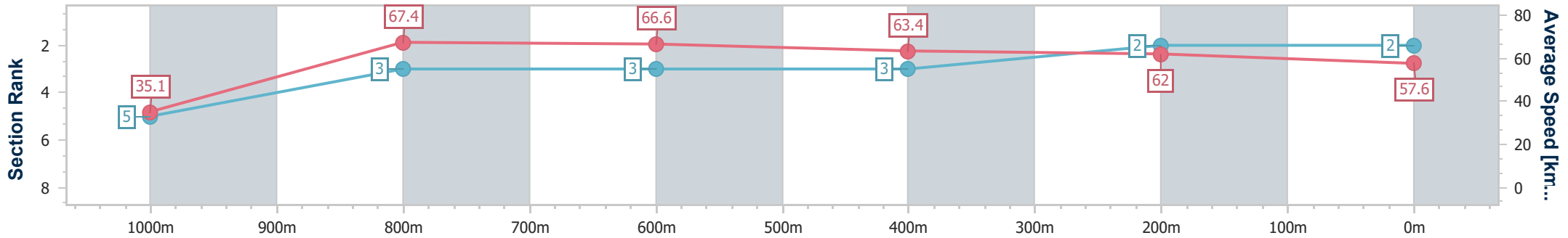
Race 6: TERRECO RESOURCES OPEN Handicap - 1050m



04 February 2023 - 16:45

Track Rating: Synthetic, Weather: Showery, Rail Position: True Entire Course

Section	Overall	1000m	800m	600m	400m	200m
Section Times	1:02.39 [2] (0:05.12)	0:57.27 [5] (0:10.72)	0:46.55 [3] (0:10.86)	0:35.69 [3] (0:11.43)	0:24.26 [3] (0:11.66)	0:12.60 [2] (0:12.60)
Average Speed [km/h]	35.1	67.4	66.6	63.4	62.0	57.6
Top Speed [km/h]	59.3	69.8	68.4	65.7	65.8	65.2
Avg. Dist. to Rail [m]	3.6	1.3	0.8	1.3	3.9	5.2
Avg. Stride Freq. [Hz]	2.2	2.6	2.6	2.5	2.5	2.4
Avg. Stride Length [m]	4.4	7.0	7.3	7.1	6.9	6.5



- [] Ranking at each section and finish
- .-.- No data available at this section
- NA No data available



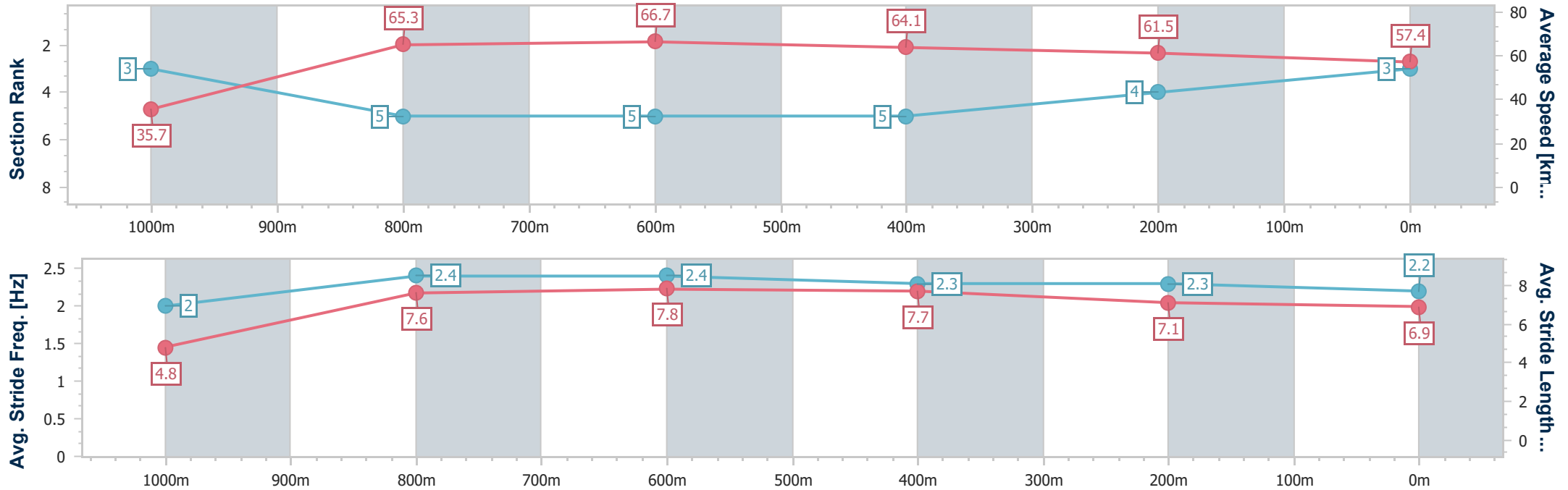
Horse/Jockey Name	High Cost
Final Rank	3
Fastest Section Time (Section)	0:05.07 (Overall)
Top Speed [km/h] (Section)	68.8 (1000m)
Race State	Finished



Aquis Park Gold Coast Poly QLD Professional
 Race 6: TERRECO RESOURCES OPEN Handicap - 1050m
 04 February 2023 - 16:45
 Track Rating: Synthetic , Weather: Showery, Rail Position: True
 Entire Course



Section	Overall	1000m	800m	600m	400m	200m
Section Times	1:02.57 [3] (0:05.07)	0:57.50 [3] (0:11.07)	0:46.43 [5] (0:10.86)	0:35.57 [5] (0:11.26)	0:24.31 [5] (0:11.72)	0:12.59 [4] (0:12.59)
Average Speed [km/h]	35.7	65.3	66.7	64.1	61.5	57.4
Top Speed [km/h]	55.4	68.8	68.6	66.2	63.3	60.4
Avg. Dist. to Rail [m]	6.1	3.2	1.1	0.8	1.8	3.2
Avg. Stride Freq. [Hz]	2.0	2.4	2.4	2.3	2.3	2.2
Avg. Stride Length [m]	4.8	7.6	7.8	7.7	7.1	6.9



- [] Ranking at each section and finish
- .-.- No data available at this section
- NA No data available



Horse/Jockey Name	Hedonie
Final Rank	4
Fastest Section Time (Section)	0:04.99 (Overall)
Top Speed [km/h] (Section)	69.3 (1000m)
Race State	Finished



Aquis Park Gold Coast Poly QLD Professional

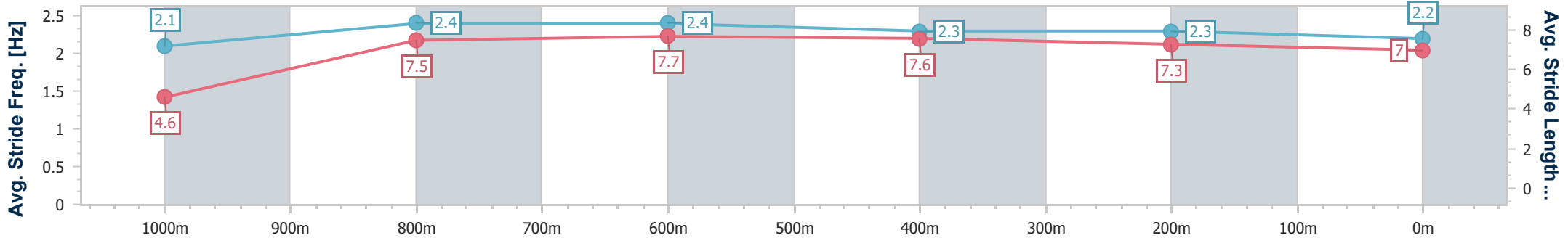
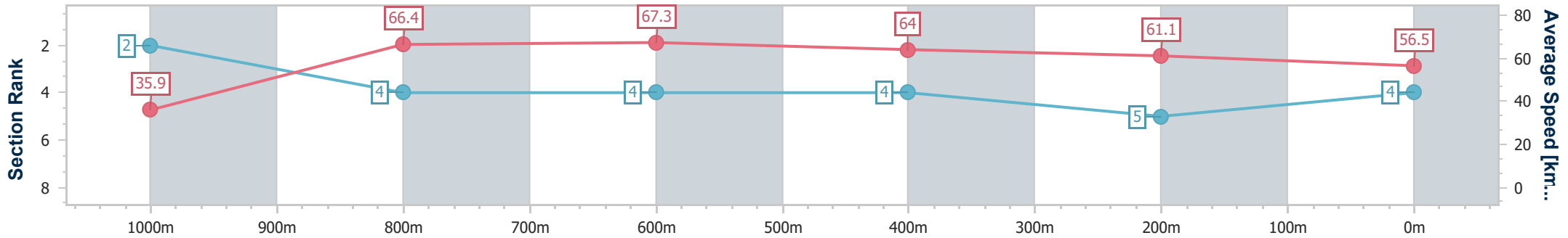
Race 6: TERRECO RESOURCES OPEN Handicap - 1050m



04 February 2023 - 16:45

Track Rating: Synthetic , Weather: Showery, Rail Position: True Entire Course

Section	Overall	1000m	800m	600m	400m	200m
Section Times	1:02.86 [4] (0:04.99)	0:57.87 [2] (0:10.94)	0:46.93 [4] (0:10.87)	0:36.06 [4] (0:11.40)	0:24.66 [4] (0:11.89)	0:12.77 [5] (0:12.77)
Average Speed [km/h]	35.9	66.4	67.3	64.0	61.1	56.5
Top Speed [km/h]	57.0	69.3	69.1	65.3	62.3	59.5
Avg. Dist. to Rail [m]	7.5	4.4	3.0	3.1	6.5	11.2
Avg. Stride Freq. [Hz]	2.1	2.4	2.4	2.3	2.3	2.2
Avg. Stride Length [m]	4.6	7.5	7.7	7.6	7.3	7.0



- [] Ranking at each section and finish
- .-.- No data available at this section
- NA No data available



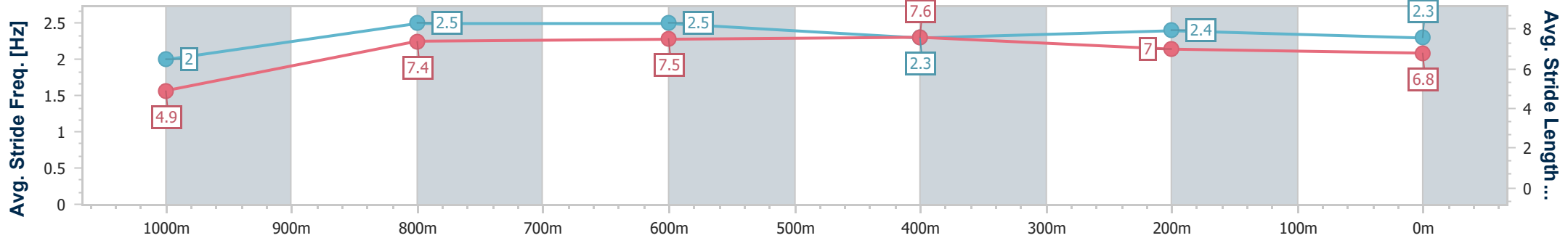
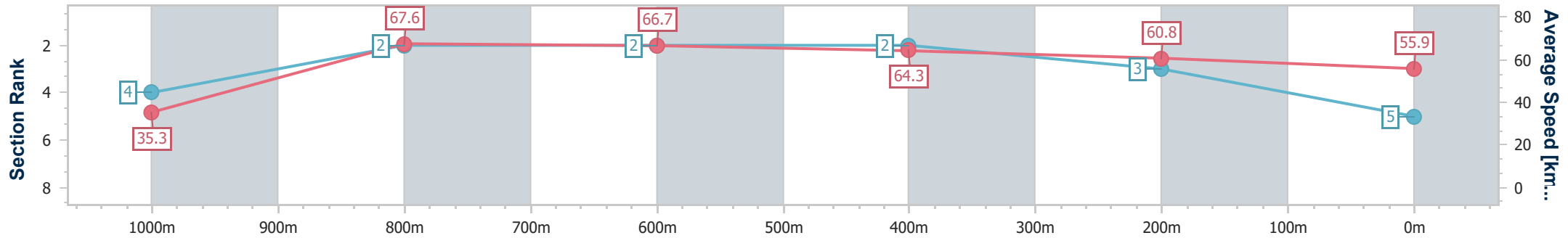
Horse/Jockey Name	Desert Man
Final Rank	5
Fastest Section Time (Section)	0:05.11 (Overall)
Top Speed [km/h] (Section)	70.5 (1000m)
Race State	Finished



Aquis Park Gold Coast Poly QLD Professional
 Race 6: TERRECO RESOURCES OPEN Handicap - 1050m
 04 February 2023 - 16:45
 Track Rating: Synthetic , Weather: Showery, Rail Position: True
 Entire Course



Section	Overall	1000m	800m	600m	400m	200m
Section Times	1:02.88 [5] (0:05.11)	0:57.77 [4] (0:10.72)	0:47.05 [2] (0:10.85)	0:36.20 [2] (0:11.34)	0:24.86 [2] (0:11.91)	0:12.95 [3] (0:12.95)
Average Speed [km/h]	35.3	67.6	66.7	64.3	60.8	55.9
Top Speed [km/h]	58.5	70.5	68.8	65.4	62.3	60.5
Avg. Dist. to Rail [m]	5.4	3.3	1.2	2.3	4.1	6.2
Avg. Stride Freq. [Hz]	2.0	2.5	2.5	2.3	2.4	2.3
Avg. Stride Length [m]	4.9	7.4	7.5	7.6	7.0	6.8



- [] Ranking at each section and finish
- .-.- No data available at this section
- NA No data available



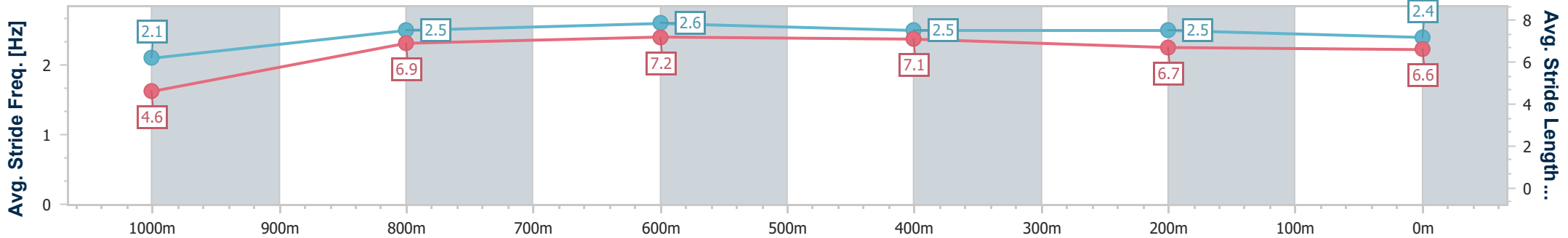
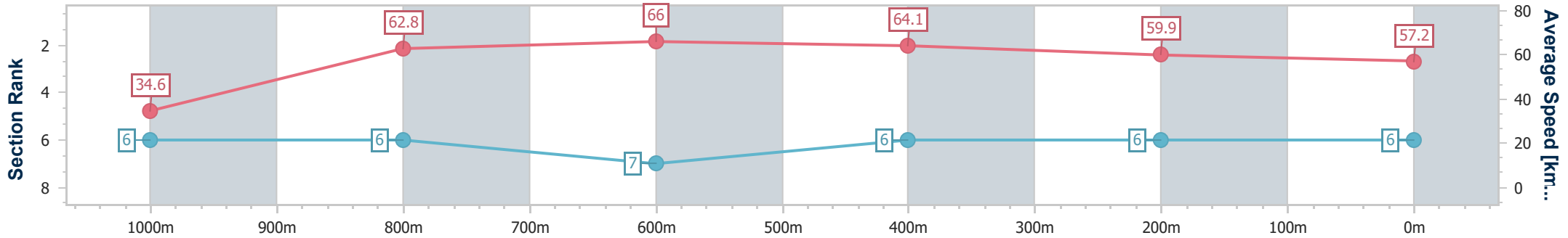
Horse/Jockey Name	Swan Island
Final Rank	6
Fastest Section Time (Section)	0:05.20 (Overall)
Top Speed [km/h] (Section)	67.7 (800m)
Race State	Finished



Aquis Park Gold Coast Poly QLD Professional
 Race 6: TERRECO RESOURCES OPEN Handicap - 1050m
 04 February 2023 - 16:45
 Track Rating: Synthetic , Weather: Showery, Rail Position: True
 Entire Course



Section	Overall	1000m	800m	600m	400m	200m
Section Times	1:03.27 [6] (0:05.20)	0:58.07 [6] (0:11.49)	0:46.58 [6] (0:10.88)	0:35.70 [7] (0:11.11)	0:24.59 [6] (0:11.97)	0:12.62 [6] (0:12.62)
Average Speed [km/h]	34.6	62.8	66.0	64.1	59.9	57.2
Top Speed [km/h]	54.9	64.9	67.7	67.1	61.2	60.0
Avg. Dist. to Rail [m]	3.1	1.4	1.0	1.7	1.3	4.2
Avg. Stride Freq. [Hz]	2.1	2.5	2.6	2.5	2.5	2.4
Avg. Stride Length [m]	4.6	6.9	7.2	7.1	6.7	6.6



- [] Ranking at each section and finish
- .-.- No data available at this section
- NA No data available



Horse/Jockey Name	Remember Mary
Final Rank	7
Fastest Section Time (Section)	0:05.29 (Overall)
Top Speed [km/h] (Section)	68.7 (600m)
Race State	Finished



Aquis Park Gold Coast Poly QLD Professional

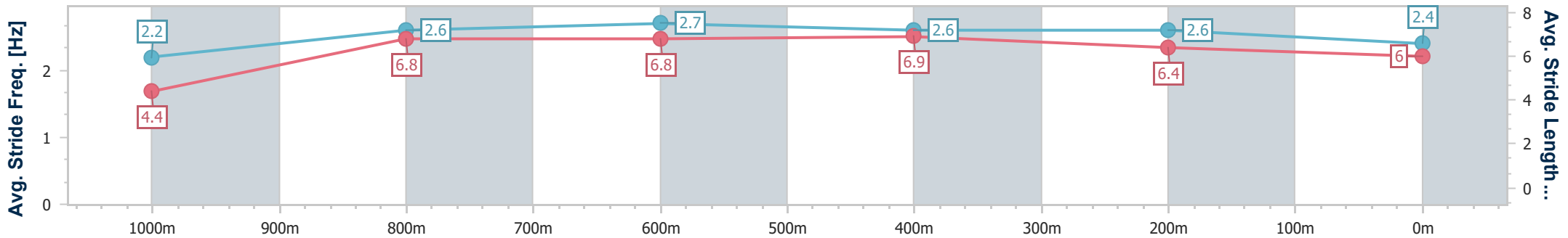
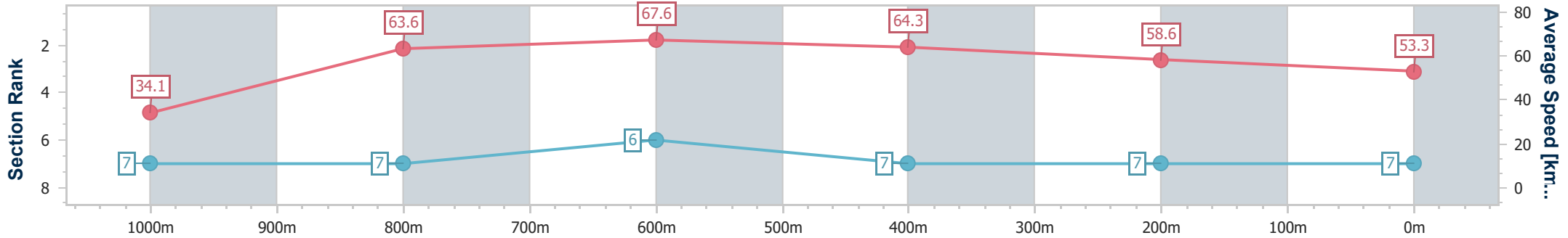
Race 6: TERRECO RESOURCES OPEN Handicap - 1050m



04 February 2023 - 16:45

Track Rating: Synthetic , Weather: Showery, Rail Position: True Entire Course

Section	Overall	1000m	800m	600m	400m	200m
Section Times	1:04.70 [7] (0:05.29)	0:59.41 [7] (0:11.44)	0:47.97 [7] (0:10.80)	0:37.17 [6] (0:11.31)	0:25.86 [7] (0:12.35)	0:13.51 [7] (0:13.51)
Average Speed [km/h]	34.1	63.6	67.6	64.3	58.6	53.3
Top Speed [km/h]	52.4	66.6	68.3	68.7	60.9	56.8
Avg. Dist. to Rail [m]	7.0	3.8	2.5	2.0	4.0	6.4
Avg. Stride Freq. [Hz]	2.2	2.6	2.7	2.6	2.6	2.4
Avg. Stride Length [m]	4.4	6.8	6.8	6.9	6.4	6.0



- [] Ranking at each section and finish
- .-.- No data available at this section
- NA No data available