



**Aquis Park Gold Coast Poly QLD Professional**  
**Race 7: LANTRAK RESOURCE MANAGEMENT BENCHMARK 65**  
**Handicap - 1540m**  
**04 February 2023 - 17:16**



Track Rating: Synthetic, Weather: Showers, Rail Position: True

Section	Overall	1400m	1200m	1000m	800m	600m	400m	Last 600m						
Field Times	1:35.17 (0:10.12)	1:25.05 (0:11.35)	1:13.70 (0:11.75)	1:01.95 (0:11.96)	0:49.99 (0:12.04)	0:37.95 (0:12.05)	0:25.90 (0:12.83)	0:37.95						
Rank	TAB	Horse/Jockey	Barrier	Top Speed [km/h]	Fastest Section								Distance Travelled [m]	
1	2	<b>STARTER</b> Sean Cormack	7	64.2 1400m	0:10.39 Overall	1:35.17 [1] (0:10.39)	1:24.78 [5] (0:11.47)	1:13.31 [5] (0:11.82)	1:01.49 [6] (0:11.88)	0:49.61 [5] (0:12.05)	0:37.56 [5] (0:12.00)	0:25.56 [4] (0:12.49)	0:37.56	
2	3	<b>BANDIT</b> Craig Robertson	9	64.9 1400m	0:10.58 Overall	1:35.33 [2] (0:10.58)	1:24.75 [7] (0:11.55)	1:13.20 [7] (0:11.95)	1:01.25 [8] (0:11.82)	0:49.43 [8] (0:12.06)	0:37.37 [7] (0:12.02)	0:25.35 [7] (0:12.53)	0:37.37	+2
3	4	<b>TERRIUS</b> Nozi Tomizawa	4	66.5 1400m	0:10.12 Overall	1:35.56 [3] (0:10.12)	1:25.44 [1] (0:11.35)	1:14.09 [1] (0:11.75)	1:02.34 [1] (0:11.96)	0:50.38 [1] (0:12.04)	0:38.34 [2] (0:12.08)	0:26.26 [2] (0:12.91)	0:38.34	-7
4	9	<b>DANEROCK</b> Shane Karlsson	5	63.7 1400m	0:10.24 Overall	1:35.59 [4] (0:10.24)	1:25.35 [3] (0:11.58)	1:13.77 [4] (0:11.74)	1:02.03 [4] (0:11.92)	0:50.11 [4] (0:12.08)	0:38.03 [4] (0:12.11)	0:25.92 [5] (0:12.80)	0:38.03	-3
5	7	<b>EUROMANTIC</b> Anthony Allen	1	63.9 Overall	0:10.26 Overall	1:35.63 [5] (0:10.26)	1:25.37 [4] (0:11.53)	1:13.84 [3] (0:11.72)	1:02.12 [3] (0:11.88)	0:50.24 [3] (0:12.02)	0:38.22 [3] (0:12.08)	0:26.14 [3] (0:12.79)	0:38.22	-14
6	5	<b>WAYLAID</b> Andrew Spinks	8	66.2 1400m	0:10.14 Overall	1:35.73 [6] (0:10.14)	1:25.59 [2] (0:11.41)	1:14.18 [2] (0:11.76)	1:02.42 [2] (0:11.96)	0:50.46 [2] (0:11.95)	0:38.51 [1] (0:12.05)	0:26.46 [1] (0:12.83)	0:38.51	-1
7	1	<b>APPLECROSS</b> Elione Chaves	3	64.7 1400m	0:10.42 Overall	1:35.83 [7] (0:10.42)	1:25.41 [6] (0:11.44)	1:13.97 [5] (0:11.79)	1:02.18 [5] (0:11.92)	0:50.26 [6] (0:12.07)	0:38.19 [6] (0:12.10)	0:26.09 [6] (0:12.75)	0:38.19	-4
8	6	<b>CORONEL</b> Micheal Hellyer	2	64.2 1400m	0:10.73 Overall	1:36.47 [8] (0:10.73)	1:25.74 [8] (0:11.53)	1:14.21 [8] (0:11.80)	1:02.41 [7] (0:11.84)	0:50.57 [7] (0:12.08)	0:38.49 [8] (0:12.14)	0:26.35 [8] (0:12.80)	0:38.49	-16

Scratched: Sidewalk (#8)

[ ] Ranking at each section and finish  
 -:-:- No data available at this section  
 NA No data available

SCN Saddle cloth number  
 DNF Did not finish  
 DNT Did not track

Track Rating: Synthetic, Weather: Showers, Rail Position: True

Section				200m				Last 600m	
Field Times				0:13.07 (0:13.07)				0:37.95	
Rank	TAB	Horse/Jockey	Barrier	Top Speed [km/h]	Fastest Section	Margin			Distance Travelled [m]
1	2	<b>STARTER</b>	7	64.2	0:10.39	0:13.07 [1]	1:35.17		0:37.56
		Sean Cormack		1400m	Overall	(0:13.07)			
2	3	<b>BANDIT</b>	9	64.9	0:10.58	0:12.82 [7]	0.8L		0:37.37 +2
		Craig Robertson		1400m	Overall	(0:12.82)			
3	4	<b>TERRIUS</b>	4	66.5	0:10.12	0:13.35 [3]	2.1L		0:38.34 -7
		Nozi Tomizawa		1400m	Overall	(0:13.35)			
4	9	<b>DANEROCK</b>	5	63.7	0:10.24	0:13.12 [5]	2.3L		0:38.03 -3
		Shane Karlsson		1400m	Overall	(0:13.12)			
5	7	<b>EUROMANTIC</b>	1	63.9	0:10.26	0:13.35 [4]	2.5L		0:38.22 -14
		Anthony Allen		Overall	Overall	(0:13.35)			
6	5	<b>WAYLAID</b>	8	66.2	0:10.14	0:13.63 [2]	3L		0:38.51 -1
		Andrew Spinks		1400m	Overall	(0:13.63)			
7	1	<b>APPLECROSS</b>	3	64.7	0:10.42	0:13.34 [6]	3.5L		0:38.19 -4
		Elione Chaves		1400m	Overall	(0:13.34)			
8	6	<b>CORONEL</b>	2	64.2	0:10.73	0:13.55 [8]	7.3L		0:38.49 -16
		Micheal Hellyer		1400m	Overall	(0:13.55)			

Scratched: Sidewalk (#8)



Horse/Jockey Name	Starter
Final Rank	1
Fastest Section Time (Section)	0:10.39 (Overall)
Top Speed [km/h] (Section)	64.2 (1400m)
Race State	Finished



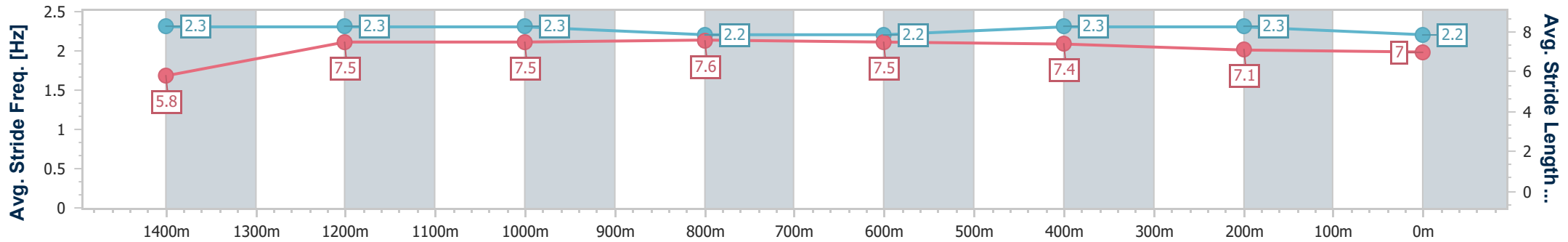
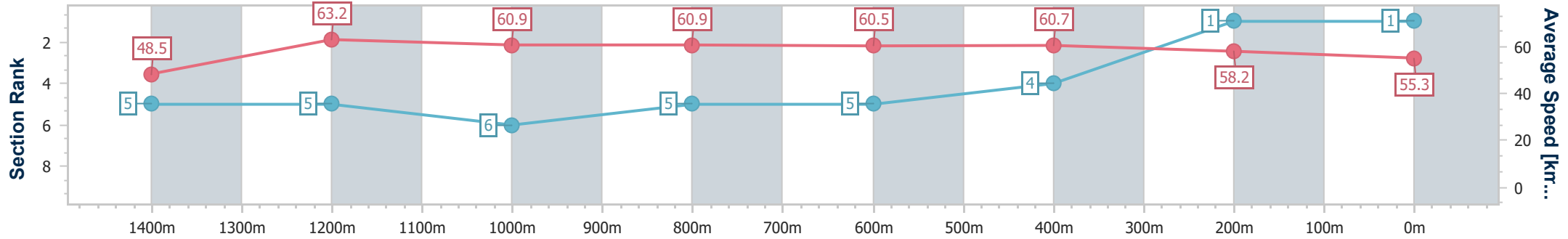
Aquis Park Gold Coast Poly QLD Professional  
 Race 7: LANTRAK RESOURCE MANAGEMENT BENCHMARK  
 65 Handicap - 1540m



04 February 2023 - 17:16

Track Rating: Synthetic, Weather: Showers, Rail Position: True

Section	Overall	1400m	1200m	1000m	800m	600m	400m	200m
Section Times	1:35.17 [1] (0:10.39)	1:24.78 [5] (0:11.47)	1:13.31 [5] (0:11.82)	1:01.49 [6] (0:11.88)	0:49.61 [5] (0:12.05)	0:37.56 [5] (0:12.00)	0:25.56 [4] (0:12.49)	0:13.07 [1] (0:13.07)
Average Speed [km/h]	48.5	63.2	60.9	60.9	60.5	60.7	58.2	55.3
Top Speed [km/h]	63.7	64.2	62.5	61.9	61.4	62.0	59.5	57.4
Avg. Dist. to Rail [m]	7.1	1.0	0.8	1.3	2.3	2.3	5.8	7.8
Avg. Stride Freq. [Hz]	2.3	2.3	2.3	2.2	2.2	2.3	2.3	2.2
Avg. Stride Length [m]	5.8	7.5	7.5	7.6	7.5	7.4	7.1	7.0



- [ ] Ranking at each section and finish
- .-.- No data available at this section
- NA No data available



Horse/Jockey Name	Bandit
Final Rank	2
Fastest Section Time (Section)	0:10.58 (Overall)
Top Speed [km/h] (Section)	64.9 (1400m)
Race State	Finished

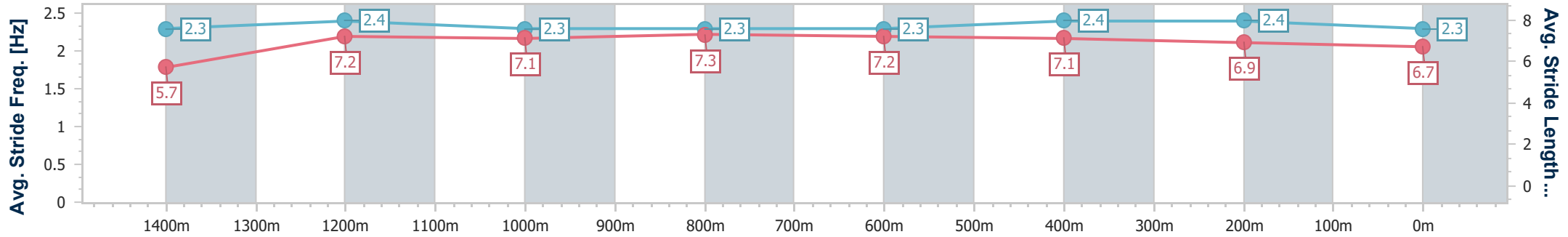
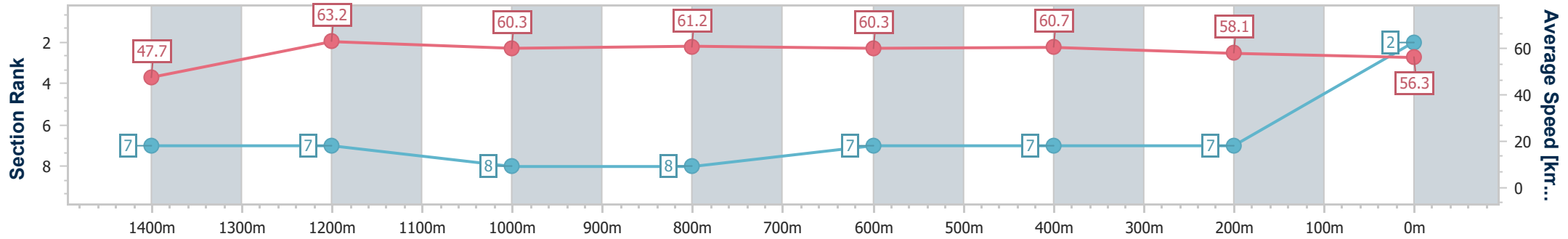


Aquis Park Gold Coast Poly QLD Professional  
 Race 7: LANTRAK RESOURCE MANAGEMENT BENCHMARK  
 65 Handicap - 1540m  
 04 February 2023 - 17:16



Track Rating: Synthetic, Weather: Showers, Rail Position: True

Section	Overall	1400m	1200m	1000m	800m	600m	400m	200m
Section Times	1:35.33 [2] (0:10.58)	1:24.75 [7] (0:11.55)	1:13.20 [7] (0:11.95)	1:01.25 [8] (0:11.82)	0:49.43 [8] (0:12.06)	0:37.37 [7] (0:12.02)	0:25.35 [7] (0:12.53)	0:12.82 [7] (0:12.82)
Average Speed [km/h]	47.7	63.2	60.3	61.2	60.3	60.7	58.1	56.3
Top Speed [km/h]	61.9	64.9	61.8	62.2	62.2	62.7	59.0	57.7
Avg. Dist. to Rail [m]	9.0	1.7	2.0	1.9	1.7	2.7	6.6	9.8
Avg. Stride Freq. [Hz]	2.3	2.4	2.3	2.3	2.3	2.4	2.4	2.3
Avg. Stride Length [m]	5.7	7.2	7.1	7.3	7.2	7.1	6.9	6.7



- [ ] Ranking at each section and finish
- .-.- No data available at this section
- NA No data available



Horse/Jockey Name	Terrius
Final Rank	3
Fastest Section Time (Section)	0:10.12 (Overall)
Top Speed [km/h] (Section)	66.5 (1400m)
Race State	Finished



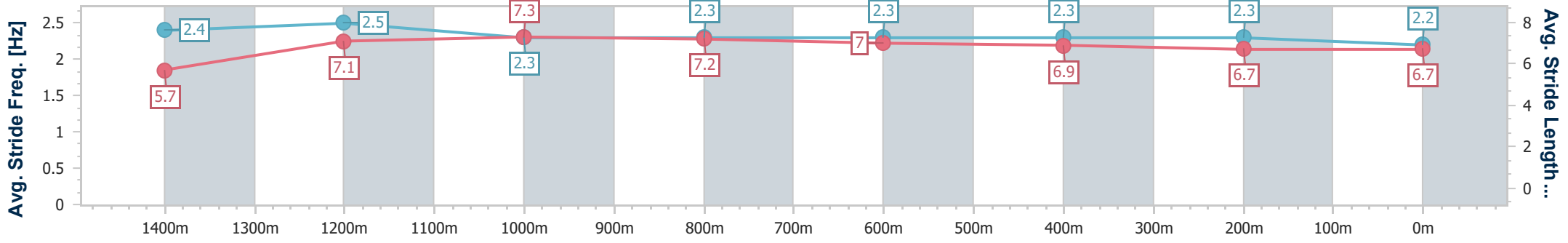
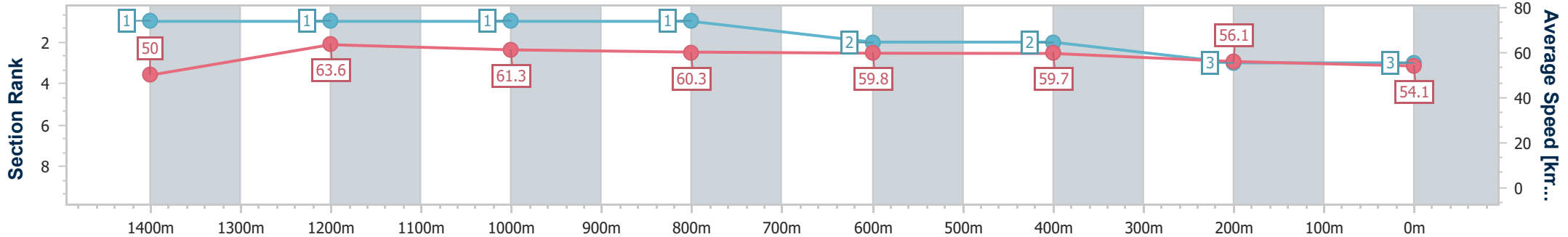
Aquis Park Gold Coast Poly QLD Professional  
 Race 7: LANTRAK RESOURCE MANAGEMENT BENCHMARK  
 65 Handicap - 1540m



04 February 2023 - 17:16

Track Rating: Synthetic, Weather: Showers, Rail Position: True

Section	Overall	1400m	1200m	1000m	800m	600m	400m	200m
Section Times	1:35.56 [3] (0:10.12)	1:25.44 [1] (0:11.35)	1:14.09 [1] (0:11.75)	1:02.34 [1] (0:11.96)	0:50.38 [1] (0:12.04)	0:38.34 [2] (0:12.08)	0:26.26 [2] (0:12.91)	0:13.35 [3] (0:13.35)
Average Speed [km/h]	50.0	63.6	61.3	60.3	59.8	59.7	56.1	54.1
Top Speed [km/h]	66.5	66.5	62.3	61.5	61.0	61.6	57.3	55.3
Avg. Dist. to Rail [m]	5.6	0.7	0.7	1.0	0.2	0.4	2.9	5.6
Avg. Stride Freq. [Hz]	2.4	2.5	2.3	2.3	2.3	2.3	2.3	2.2
Avg. Stride Length [m]	5.7	7.1	7.3	7.2	7.0	6.9	6.7	6.7



- [ ] Ranking at each section and finish
- .-.- No data available at this section
- NA No data available



Horse/Jockey Name	Danerock
Final Rank	4
Fastest Section Time (Section)	0:10.24 (Overall)
Top Speed [km/h] (Section)	63.7 (1400m)
Race State	Finished

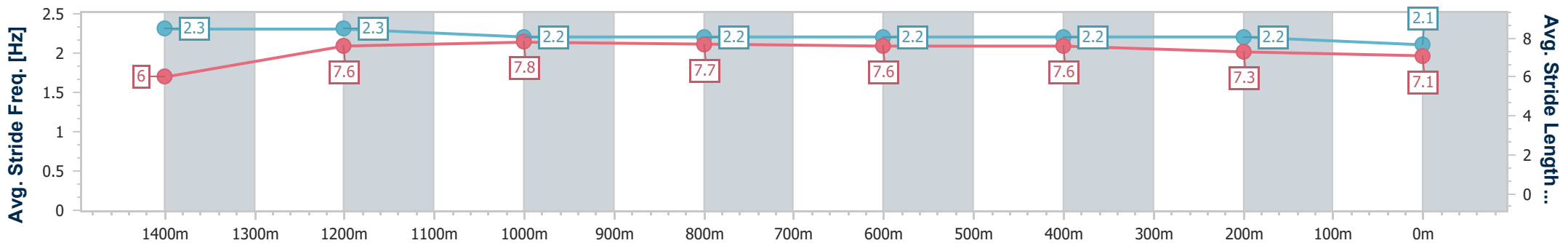
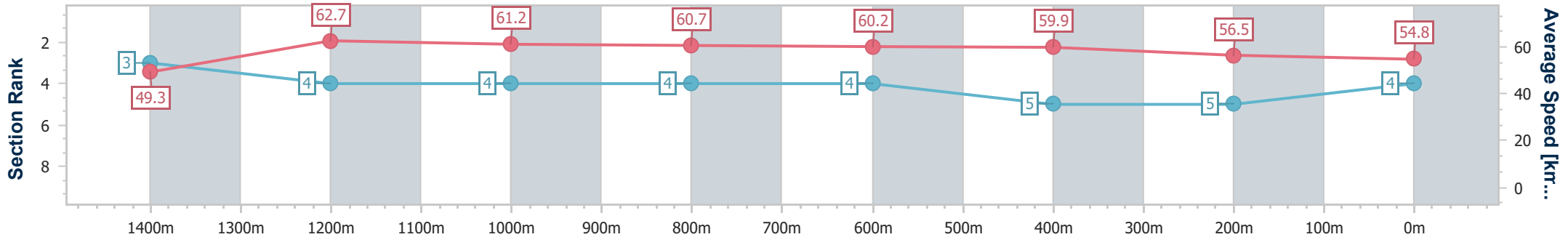


Aquis Park Gold Coast Poly QLD Professional  
 Race 7: LANTRAK RESOURCE MANAGEMENT BENCHMARK  
 65 Handicap - 1540m  
 04 February 2023 - 17:16



Track Rating: Synthetic, Weather: Showers, Rail Position: True

Section	Overall	1400m	1200m	1000m	800m	600m	400m	200m
Section Times	1:35.59 [4] (0:10.24)	1:25.35 [3] (0:11.58)	1:13.77 [4] (0:11.74)	1:02.03 [4] (0:11.92)	0:50.11 [4] (0:12.08)	0:38.03 [4] (0:12.11)	0:25.92 [5] (0:12.80)	0:13.12 [5] (0:13.12)
Average Speed [km/h]	49.3	62.7	61.2	60.7	60.2	59.9	56.5	54.8
Top Speed [km/h]	63.1	63.7	62.6	61.7	61.3	62.1	57.7	56.0
Avg. Dist. to Rail [m]	6.1	0.8	1.5	1.7	1.8	1.7	3.1	6.8
Avg. Stride Freq. [Hz]	2.3	2.3	2.2	2.2	2.2	2.2	2.2	2.1
Avg. Stride Length [m]	6.0	7.6	7.8	7.7	7.6	7.6	7.3	7.1



- [ ] Ranking at each section and finish
- .-.- No data available at this section
- NA No data available



Horse/Jockey Name	Euromantic
Final Rank	5
Fastest Section Time (Section)	0:10.26 (Overall)
Top Speed [km/h] (Section)	63.9 (Overall)
Race State	Finished



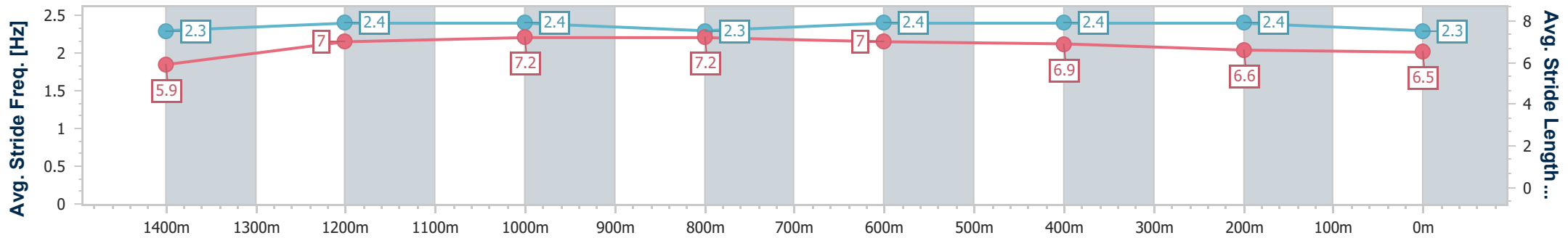
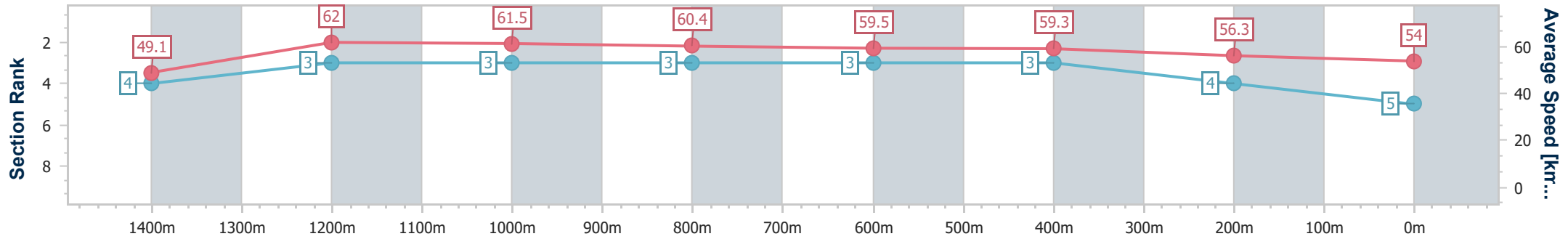
Aquis Park Gold Coast Poly QLD Professional  
 Race 7: LANTRAK RESOURCE MANAGEMENT BENCHMARK  
 65 Handicap - 1540m



04 February 2023 - 17:16

Track Rating: Synthetic, Weather: Showers, Rail Position: True

Section	Overall	1400m	1200m	1000m	800m	600m	400m	200m
Section Times	1:35.63 [5] (0:10.26)	1:25.37 [4] (0:11.53)	1:13.84 [3] (0:11.72)	1:02.12 [3] (0:11.88)	0:50.24 [3] (0:12.02)	0:38.22 [3] (0:12.08)	0:26.14 [3] (0:12.79)	0:13.35 [4] (0:13.35)
Average Speed [km/h]	49.1	62.0	61.5	60.4	59.5	59.3	56.3	54.0
Top Speed [km/h]	63.9	63.4	62.6	61.3	60.9	61.2	58.8	55.6
Avg. Dist. to Rail [m]	3.2	1.0	1.0	0.7	1.1	0.7	1.5	4.5
Avg. Stride Freq. [Hz]	2.3	2.4	2.4	2.3	2.4	2.4	2.4	2.3
Avg. Stride Length [m]	5.9	7.0	7.2	7.2	7.0	6.9	6.6	6.5



- [ ] Ranking at each section and finish
- .-.- No data available at this section
- NA No data available



Horse/Jockey Name	Waylaid
Final Rank	6
Fastest Section Time (Section)	0:10.14 (Overall)
Top Speed [km/h] (Section)	66.2 (1400m)
Race State	Finished



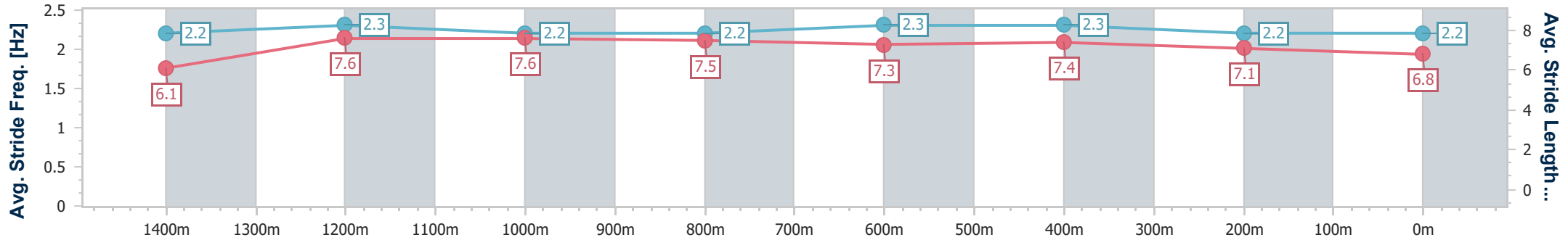
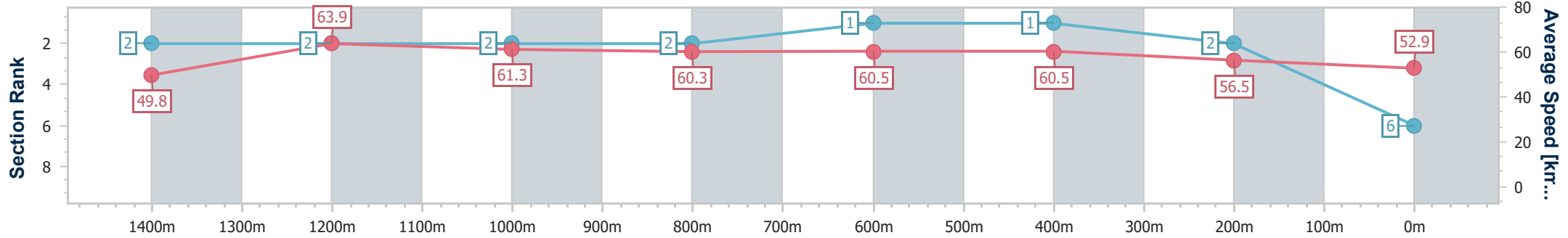
Aquis Park Gold Coast Poly QLD Professional  
 Race 7: LANTRAK RESOURCE MANAGEMENT BENCHMARK  
 65 Handicap - 1540m



04 February 2023 - 17:16

Track Rating: Synthetic, Weather: Showers, Rail Position: True

Section	Overall	1400m	1200m	1000m	800m	600m	400m	200m
Section Times	1:35.73 [6] (0:10.14)	1:25.59 [2] (0:11.41)	1:14.18 [2] (0:11.76)	1:02.42 [2] (0:11.96)	0:50.46 [2] (0:11.95)	0:38.51 [1] (0:12.05)	0:26.46 [1] (0:12.83)	0:13.63 [2] (0:13.63)
Average Speed [km/h]	49.8	63.9	61.3	60.3	60.5	60.5	56.5	52.9
Top Speed [km/h]	64.9	66.2	62.1	60.9	61.6	61.8	57.8	55.2
Avg. Dist. to Rail [m]	8.4	1.7	1.0	1.3	0.9	2.0	4.6	7.3
Avg. Stride Freq. [Hz]	2.2	2.3	2.2	2.2	2.3	2.3	2.2	2.2
Avg. Stride Length [m]	6.1	7.6	7.6	7.5	7.3	7.4	7.1	6.8



- [ ] Ranking at each section and finish
- .-.- No data available at this section
- NA No data available





Horse/Jockey Name	Applecross
Final Rank	7
Fastest Section Time (Section)	0:10.42 (Overall)
Top Speed [km/h] (Section)	64.7 (1400m)
Race State	Finished

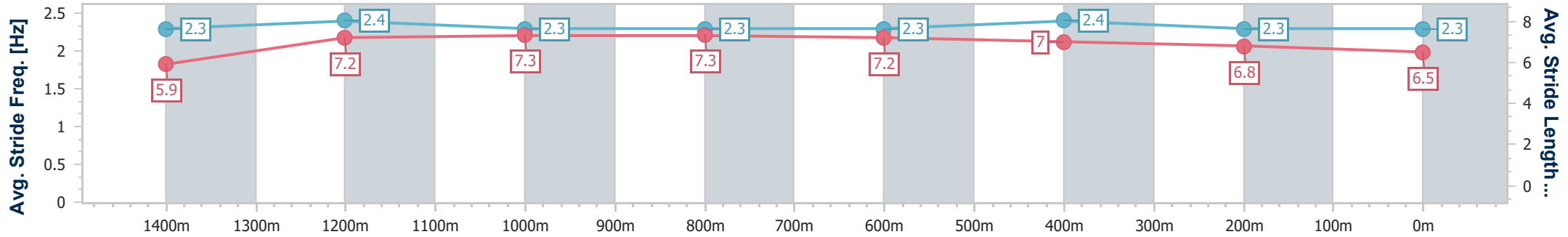
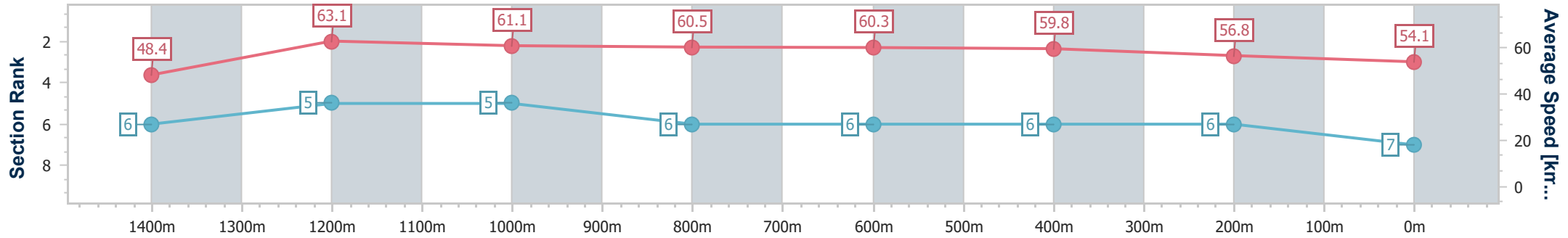


Aquis Park Gold Coast Poly QLD Professional  
 Race 7: LANTRAK RESOURCE MANAGEMENT BENCHMARK  
 65 Handicap - 1540m  
 04 February 2023 - 17:16



Track Rating: Synthetic, Weather: Showers, Rail Position: True

Section	Overall	1400m	1200m	1000m	800m	600m	400m	200m
Section Times	1:35.83 [7] (0:10.42)	1:25.41 [6] (0:11.44)	1:13.97 [5] (0:11.79)	1:02.18 [5] (0:11.92)	0:50.26 [6] (0:12.07)	0:38.19 [6] (0:12.10)	0:26.09 [6] (0:12.75)	0:13.34 [6] (0:13.34)
Average Speed [km/h]	48.4	63.1	61.1	60.5	60.3	59.8	56.8	54.1
Top Speed [km/h]	64.6	64.7	62.4	61.9	62.0	62.2	57.8	56.3
Avg. Dist. to Rail [m]	4.8	0.4	0.9	0.9	1.7	1.3	2.4	3.8
Avg. Stride Freq. [Hz]	2.3	2.4	2.3	2.3	2.3	2.4	2.3	2.3
Avg. Stride Length [m]	5.9	7.2	7.3	7.3	7.2	7.0	6.8	6.5



- [ ] Ranking at each section and finish
- .-.- No data available at this section
- NA No data available



Horse/Jockey Name	Coronel
Final Rank	8
Fastest Section Time (Section)	0:10.73 (Overall)
Top Speed [km/h] (Section)	64.2 (1400m)
Race State	Finished



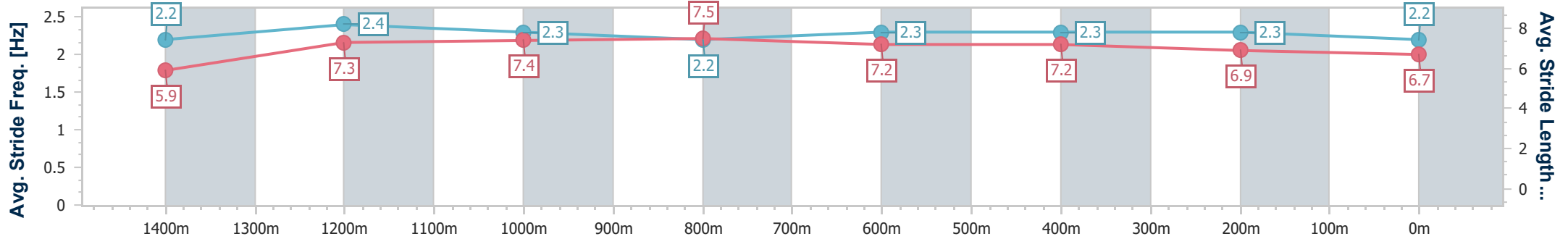
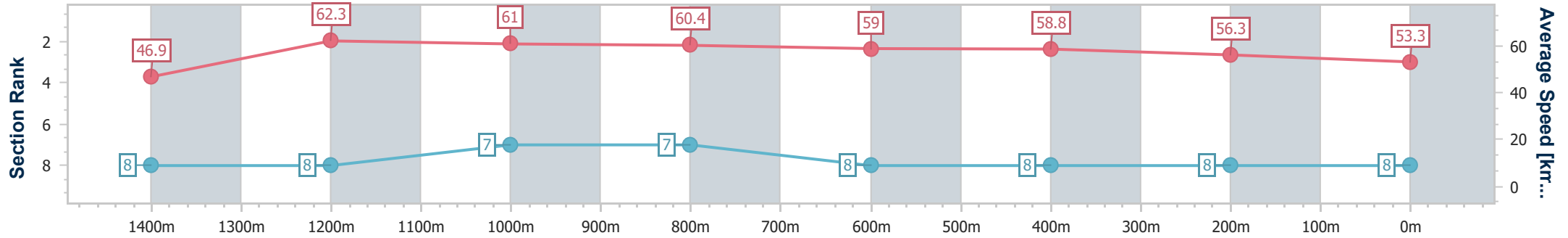
Aquis Park Gold Coast Poly QLD Professional  
 Race 7: LANTRAK RESOURCE MANAGEMENT BENCHMARK  
 65 Handicap - 1540m



04 February 2023 - 17:16

Track Rating: Synthetic, Weather: Showers, Rail Position: True

Section	Overall	1400m	1200m	1000m	800m	600m	400m	200m
Section Times	1:36.47 [8] (0:10.73)	1:25.74 [8] (0:11.53)	1:14.21 [8] (0:11.80)	1:02.41 [7] (0:11.84)	0:50.57 [7] (0:12.08)	0:38.49 [8] (0:12.14)	0:26.35 [8] (0:12.80)	0:13.55 [8] (0:13.55)
Average Speed [km/h]	46.9	62.3	61.0	60.4	59.0	58.8	56.3	53.3
Top Speed [km/h]	61.9	64.2	62.1	61.8	60.7	61.2	57.2	55.7
Avg. Dist. to Rail [m]	3.5	0.7	1.0	1.4	2.2	1.6	1.6	5.0
Avg. Stride Freq. [Hz]	2.2	2.4	2.3	2.2	2.3	2.3	2.3	2.2
Avg. Stride Length [m]	5.9	7.3	7.4	7.5	7.2	7.2	6.9	6.7



- [ ] Ranking at each section and finish
- .-.- No data available at this section
- NA No data available