



Eagle Farm QLD Professional

Race 2: XXXX DRY BENCHMARK 78 Handicap - 2200m

04 February 2023 - 13:13



BRISBANE
RACING CLUB

Track Rating: Good 4, Weather: Fine, Rail Position: True Entire Course

Section		Overall	2000m	1800m	1600m	1400m	1200m	1000m	Last 600m				
Field Times		2:20.28 (0:15.74)	2:04.54 (0:13.39)	1:51.15 (0:13.45)	1:37.70 (0:12.92)	1:24.78 (0:12.43)	1:12.35 (0:12.15)	1:00.20 (0:11.93)	0:36.29				
Rank	TAB Horse/Jockey	Barrier	Top Speed [km/h]	Fastest Section									Distance Travelled [m]
1	1 HEAD OF STATE James Orman	6	63.6 400m	0:11.63 400m	2:20.28 [1] (0:16.24)	2:04.04 [4] (0:13.36)	1:50.68 [4] (0:13.39)	1:37.29 [4] (0:12.92)	1:24.37 [5] (0:12.56)	1:11.81 [4] (0:12.29)	0:59.52 [5] (0:11.87)	0:35.95	
2	3 NAMAKWA Jaden Lloyd	1	62.8 800m	0:11.81 400m	2:20.54 [2] (0:15.74)	2:04.80 [1] (0:13.39)	1:51.41 [1] (0:13.45)	1:37.96 [1] (0:12.98)	1:24.98 [2] (0:12.62)	1:12.36 [2] (0:12.28)	1:00.08 [3] (0:12.11)	0:36.14	+3
3	5 GUTS 'N' GLORY Michael Cahill	3	63.3 600m	0:11.77 600m	2:20.89 [3] (0:16.09)	2:04.80 [3] (0:13.34)	1:51.46 [3] (0:13.42)	1:38.04 [3] (0:12.93)	1:25.11 [4] (0:12.75)	1:12.36 [5] (0:12.18)	1:00.18 [4] (0:12.08)	0:36.24	+5
4	4 BERNIE'S TIGER Samantha Collett	7	62.8 800m	0:11.67 800m	2:20.91 [4] (0:16.30)	2:04.61 [5] (0:13.48)	1:51.13 [6] (0:13.37)	1:37.76 [6] (0:12.86)	1:24.90 [6] (0:12.45)	1:12.45 [6] (0:12.10)	1:00.35 [6] (0:12.01)	0:36.67	+13
5	2 MILITARY GAMBLER Justin Huxtable	5	63.1 400m	0:11.73 400m	2:21.13 [5] (0:15.87)	2:05.26 [2] (0:13.43)	1:51.83 [2] (0:13.49)	1:38.34 [2] (0:12.92)	1:25.42 [3] (0:12.47)	1:12.95 [3] (0:12.20)	1:00.75 [2] (0:12.00)	0:36.82	+9
6	7 THATFRIDAYFEELING Taylor Marshall	4	61.7 1600m	0:11.93 1000m	2:21.61 [6] (0:16.64)	2:04.97 [6] (0:13.22)	1:51.75 [5] (0:13.38)	1:38.37 [5] (0:12.26)	1:26.11 [1] (0:12.43)	1:13.68 [1] (0:12.15)	1:01.53 [1] (0:11.93)	0:37.62	+6

Scratched: Star Smash (#6)



Eagle Farm QLD Professional

Race 2: XXXX DRY BENCHMARK 78 Handicap - 2200m

04 February 2023 - 13:13



BRISBANE
RACING CLUB

Track Rating: Good 4, Weather: Fine, Rail Position: True Entire Course

Section				800m	600m	400m	200m	Last 600m			
Field Times				0:48.27 (0:11.98)	0:36.29 (0:12.07)	0:24.22 (0:11.77)	0:12.45 (0:12.45)	0:36.29			
Rank	TAB Horse/Jockey	Barrier	Top Speed [km/h]	Fastest Section	Margin				Distance Travelled [m]		
1	1 HEAD OF STATE James Orman	6	63.6 400m	0:11.63 400m	0:47.65 [4] (0:11.70)	0:35.95 [4] (0:11.87)	0:24.08 [4] (0:11.63)	0:12.45 [2] (0:12.45)	2:20.28	0:35.95	
2	3 NAMAKWA Jaden Lloyd	1	62.8 800m	0:11.81 400m	0:47.97 [3] (0:11.83)	0:36.14 [3] (0:11.84)	0:24.30 [3] (0:11.81)	0:12.49 [3] (0:12.49)	1.5L	0:36.14	+3
3	5 GUTS 'N' GLORY Michael Cahill	3	63.3 600m	0:11.77 600m	0:48.10 [5] (0:11.86)	0:36.24 [6] (0:11.77)	0:24.47 [5] (0:11.90)	0:12.57 [5] (0:12.57)	3.59L	0:36.24	+5
4	4 BERNIE'S TIGER Samantha Collett	7	62.8 800m	0:11.67 800m	0:48.34 [6] (0:11.67)	0:36.67 [5] (0:11.87)	0:24.80 [6] (0:11.88)	0:12.92 [6] (0:12.92)	3.68L	0:36.67	+13
5	2 MILITARY GAMBLER Justin Huxtable	5	63.1 400m	0:11.73 400m	0:48.75 [2] (0:11.93)	0:36.82 [2] (0:11.80)	0:25.02 [2] (0:11.73)	0:13.29 [1] (0:13.29)	4.98L	0:36.82	+9
6	7 THATFRIDAYFEELING Taylor Marshall	4	61.7 1600m	0:11.93 1000m	0:49.60 [1] (0:11.98)	0:37.62 [1] (0:12.07)	0:25.55 [1] (0:12.21)	0:13.34 [4] (0:13.34)	7.79L	0:37.62	+6

Scratched: Star Smash (#6)



Horse/Jockey Name	Head Of State
Final Rank	1
Fastest Section Time (Section)	0:11.63 (400m)
Top Speed [km/h] (Section)	63.6 (400m)
Race State	Finished



Eagle Farm QLD Professional

Race 2: XXXX DRY BENCHMARK 78 Handicap - 2200m

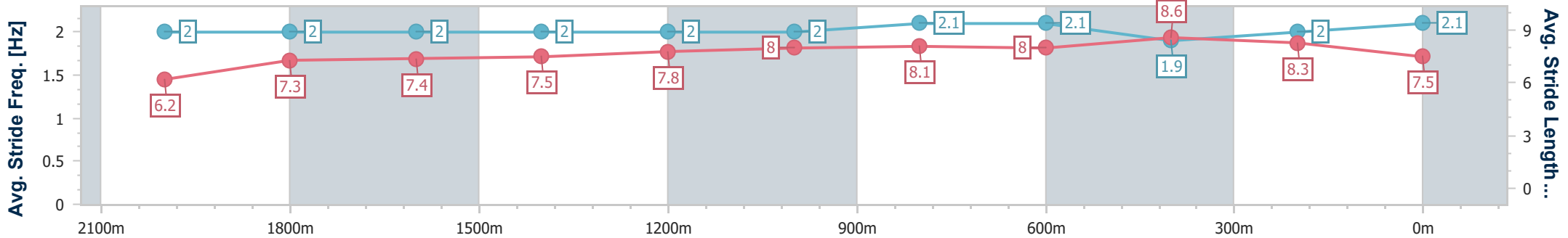
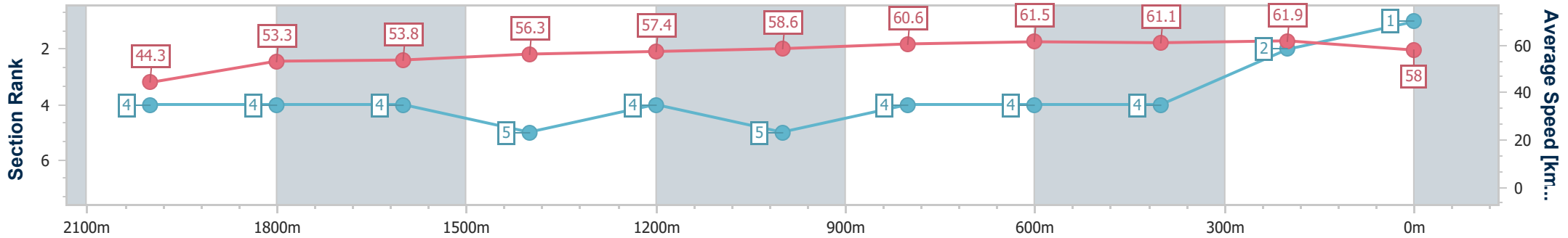
04 February 2023 - 13:13

Track Rating: Good 4, Weather: Fine, Rail Position: True Entire Course



BRISBANE RACING CLUB

Section	Overall	2000m	1800m	1600m	1400m	1200m	1000m	800m	600m	400m	200m
Section Times	2:20.28 [1] (0:16.24)	2:04.04 [4] (0:13.36)	1:50.68 [4] (0:13.39)	1:37.29 [4] (0:12.92)	1:24.37 [5] (0:12.56)	1:11.81 [4] (0:12.29)	0:59.52 [5] (0:11.87)	0:47.65 [4] (0:11.70)	0:35.95 [4] (0:11.87)	0:24.08 [4] (0:11.63)	0:12.45 [2] (0:12.45)
Average Speed [km/h]	44.3	53.3	53.8	56.3	57.4	58.6	60.6	61.5	61.1	61.9	58.0
Top Speed [km/h]	52.6	54.0	55.3	59.6	58.8	59.6	61.8	62.5	63.0	63.6	60.6
Avg. Dist. to Rail [m]	2.5	2.1	0.7	2.2	2.1	1.7	0.8	0.7	1.2	1.7	1.6
Avg. Stride Freq. [Hz]	2.0	2.0	2.0	2.0	2.0	2.0	2.1	2.1	1.9	2.0	2.1
Avg. Stride Length [m]	6.2	7.3	7.4	7.5	7.8	8.0	8.1	8.0	8.6	8.3	7.5



- [] Ranking at each section and finish
- .-.- No data available at this section
- NA No data available



Horse/Jockey Name	Namakwa
Final Rank	2
Fastest Section Time (Section)	0:11.81 (400m)
Top Speed [km/h] (Section)	62.8 (800m)
Race State	Finished



Eagle Farm QLD Professional

Race 2: XXXX DRY BENCHMARK 78 Handicap - 2200m

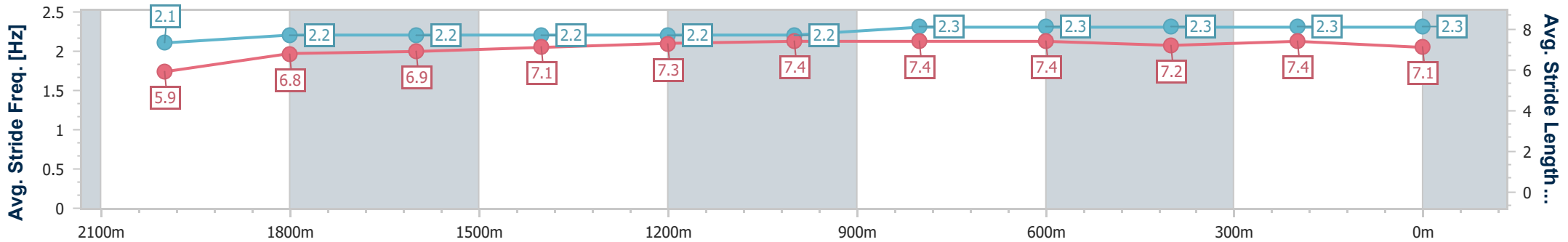
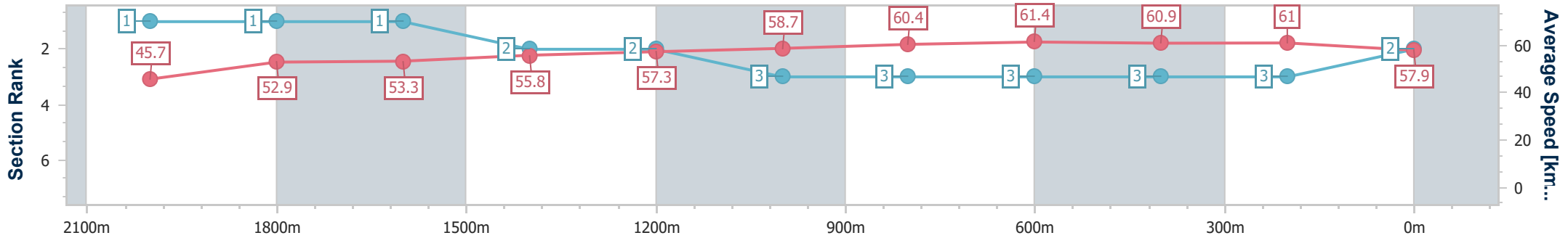
04 February 2023 - 13:13

Track Rating: Good 4, Weather: Fine, Rail Position: True Entire Course



BRISBANE RACING CLUB

Section	Overall	2000m	1800m	1600m	1400m	1200m	1000m	800m	600m	400m	200m
Section Times	2:20.54 [2] (0:15.74)	2:04.80 [1] (0:13.39)	1:51.41 [1] (0:13.45)	1:37.96 [1] (0:12.98)	1:24.98 [2] (0:12.62)	1:12.36 [2] (0:12.28)	1:00.08 [3] (0:12.11)	0:47.97 [3] (0:11.83)	0:36.14 [3] (0:11.84)	0:24.30 [3] (0:11.81)	0:12.49 [3] (0:12.49)
Average Speed [km/h]	45.7	52.9	53.3	55.8	57.3	58.7	60.4	61.4	60.9	61.0	57.9
Top Speed [km/h]	53.4	53.4	54.0	58.3	58.2	59.5	61.1	62.8	61.8	61.6	60.5
Avg. Dist. to Rail [m]	1.6	3.0	1.1	2.1	2.8	3.4	3.1	2.0	0.5	2.6	2.8
Avg. Stride Freq. [Hz]	2.1	2.2	2.2	2.2	2.2	2.2	2.3	2.3	2.3	2.3	2.3
Avg. Stride Length [m]	5.9	6.8	6.9	7.1	7.3	7.4	7.4	7.4	7.2	7.4	7.1



- [] Ranking at each section and finish
- .-.- No data available at this section
- NA No data available



Horse/Jockey Name	Guts 'N' Glory
Final Rank	3
Fastest Section Time (Section)	0:11.77 (600m)
Top Speed [km/h] (Section)	63.3 (600m)
Race State	Finished



Eagle Farm QLD Professional

Race 2: XXXX DRY BENCHMARK 78 Handicap - 2200m

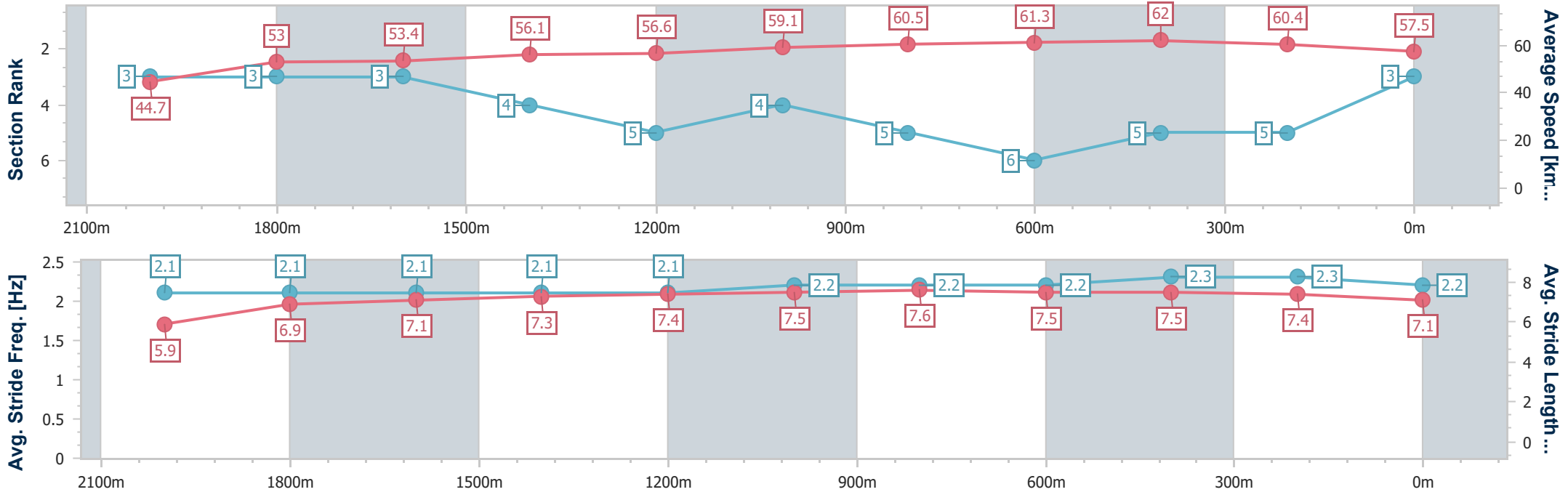
04 February 2023 - 13:13

Track Rating: Good 4, Weather: Fine, Rail Position: True Entire Course



BRISBANE RACING CLUB

Section	Overall	2000m	1800m	1600m	1400m	1200m	1000m	800m	600m	400m	200m
Section Times	2:20.89 [3] (0:16.09)	2:04.80 [3] (0:13.34)	1:51.46 [3] (0:13.42)	1:38.04 [3] (0:12.93)	1:25.11 [4] (0:12.75)	1:12.36 [5] (0:12.18)	1:00.18 [4] (0:12.08)	0:48.10 [5] (0:11.86)	0:36.24 [6] (0:11.77)	0:24.47 [5] (0:11.90)	0:12.57 [5] (0:12.57)
Average Speed [km/h]	44.7	53.0	53.4	56.1	56.6	59.1	60.5	61.3	62.0	60.4	57.5
Top Speed [km/h]	53.0	53.5	54.5	59.2	59.1	60.0	61.7	62.6	63.3	61.9	58.7
Avg. Dist. to Rail [m]	1.9	3.2	1.4	2.2	2.6	3.0	2.7	2.4	2.0	3.1	2.3
Avg. Stride Freq. [Hz]	2.1	2.1	2.1	2.1	2.1	2.2	2.2	2.2	2.3	2.3	2.2
Avg. Stride Length [m]	5.9	6.9	7.1	7.3	7.4	7.5	7.6	7.5	7.5	7.4	7.1



- [] Ranking at each section and finish
- .-.- No data available at this section
- NA No data available



Horse/Jockey Name	Bernie's Tiger
Final Rank	4
Fastest Section Time (Section)	0:11.67 (800m)
Top Speed [km/h] (Section)	62.8 (800m)
Race State	Finished



Eagle Farm QLD Professional

Race 2: XXXX DRY BENCHMARK 78 Handicap - 2200m

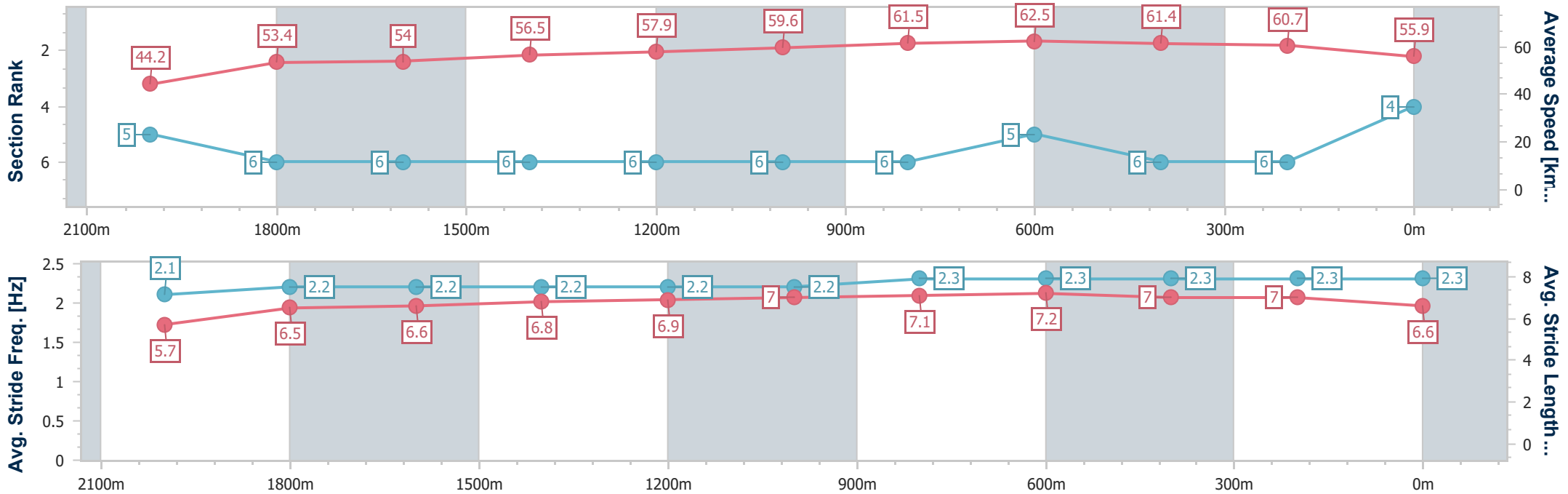
04 February 2023 - 13:13

Track Rating: Good 4, Weather: Fine, Rail Position: True Entire Course



BRISBANE RACING CLUB

Section	Overall	2000m	1800m	1600m	1400m	1200m	1000m	800m	600m	400m	200m
Section Times	2:20.91 [4] (0:16.30)	2:04.61 [5] (0:13.48)	1:51.13 [6] (0:13.37)	1:37.76 [6] (0:12.86)	1:24.90 [6] (0:12.45)	1:12.45 [6] (0:12.10)	1:00.35 [6] (0:12.01)	0:48.34 [6] (0:11.67)	0:36.67 [5] (0:11.87)	0:24.80 [6] (0:11.88)	0:12.92 [6] (0:12.92)
Average Speed [km/h]	44.2	53.4	54.0	56.5	57.9	59.6	61.5	62.5	61.4	60.7	55.9
Top Speed [km/h]	51.7	54.9	55.3	60.1	60.0	60.7	62.4	62.8	62.0	62.2	58.9
Avg. Dist. to Rail [m]	3.7	0.8	0.8	2.6	3.6	4.6	4.4	3.2	2.4	5.1	6.4
Avg. Stride Freq. [Hz]	2.1	2.2	2.2	2.2	2.2	2.2	2.3	2.3	2.3	2.3	2.3
Avg. Stride Length [m]	5.7	6.5	6.6	6.8	6.9	7.0	7.1	7.2	7.0	7.0	6.6



- [] Ranking at each section and finish
- .-.-.- No data available at this section
- NA No data available



Horse/Jockey Name	Military Gambler
Final Rank	5
Fastest Section Time (Section)	0:11.73 (400m)
Top Speed [km/h] (Section)	63.1 (400m)
Race State	Finished



Eagle Farm QLD Professional

Race 2: XXXX DRY BENCHMARK 78 Handicap - 2200m

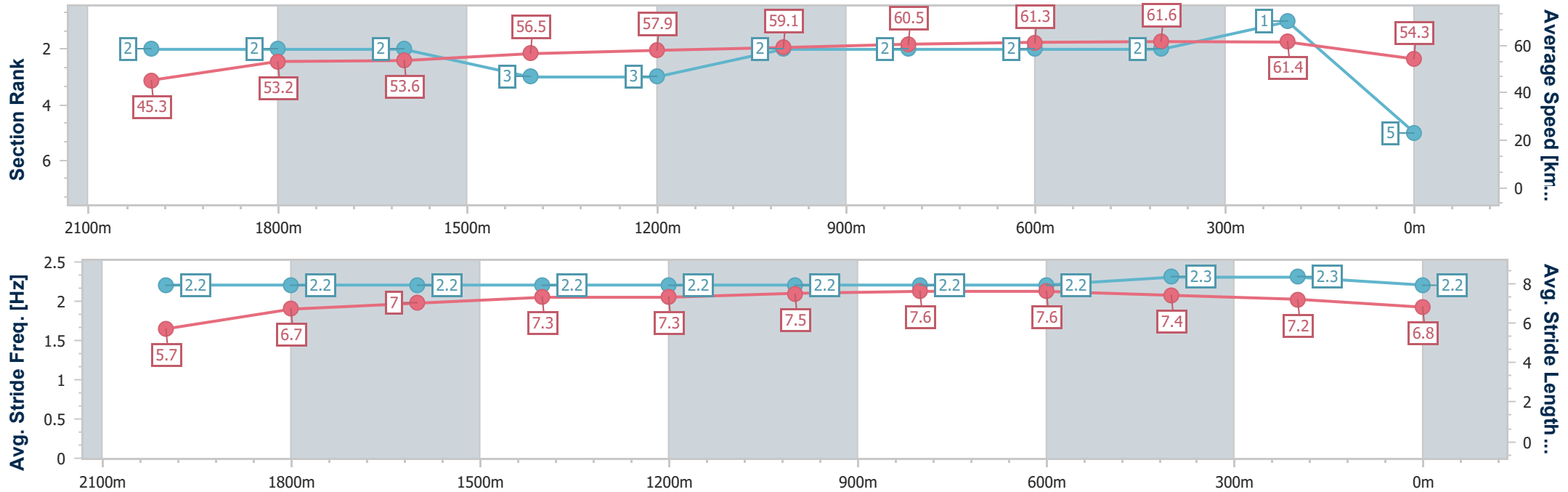
04 February 2023 - 13:13

Track Rating: Good 4, Weather: Fine, Rail Position: True Entire Course



BRISBANE RACING CLUB

Section	Overall	2000m	1800m	1600m	1400m	1200m	1000m	800m	600m	400m	200m
Section Times	2:21.13 [5] (0:15.87)	2:05.26 [2] (0:13.43)	1:51.83 [2] (0:13.49)	1:38.34 [2] (0:12.92)	1:25.42 [3] (0:12.47)	1:12.95 [3] (0:12.20)	1:00.75 [2] (0:12.00)	0:48.75 [2] (0:11.93)	0:36.82 [2] (0:11.80)	0:25.02 [2] (0:11.73)	0:13.29 [1] (0:13.29)
Average Speed [km/h]	45.3	53.2	53.6	56.5	57.9	59.1	60.5	61.3	61.6	61.4	54.3
Top Speed [km/h]	53.1	53.5	54.6	59.4	59.4	59.5	61.7	62.2	63.0	63.1	58.4
Avg. Dist. to Rail [m]	2.2	1.7	1.1	3.9	2.8	2.2	1.8	2.7	2.1	1.4	1.1
Avg. Stride Freq. [Hz]	2.2	2.2	2.2	2.2	2.2	2.2	2.2	2.2	2.3	2.3	2.2
Avg. Stride Length [m]	5.7	6.7	7.0	7.3	7.3	7.5	7.6	7.6	7.4	7.2	6.8



- [] Ranking at each section and finish
- .-.- No data available at this section
- NA No data available



Horse/Jockey Name	Thatfridayfeeling
Final Rank	6
Fastest Section Time (Section)	0:11.93 (1000m)
Top Speed [km/h] (Section)	61.7 (1600m)
Race State	Finished



Eagle Farm QLD Professional

Race 2: XXXX DRY BENCHMARK 78 Handicap - 2200m

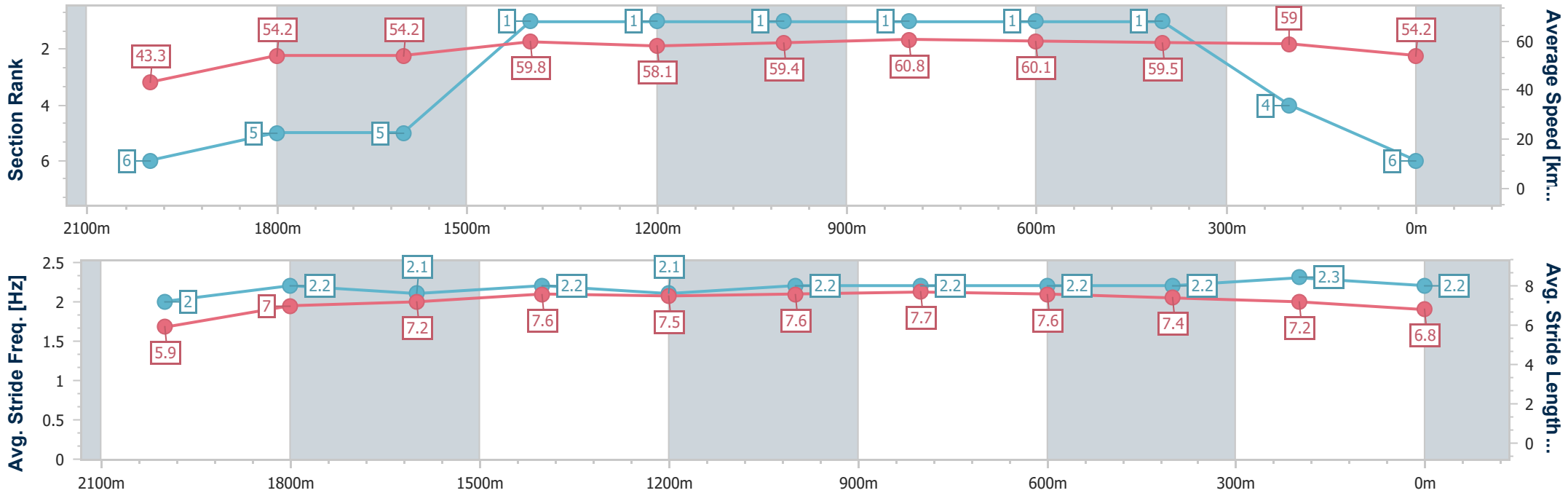
04 February 2023 - 13:13

Track Rating: Good 4, Weather: Fine, Rail Position: True Entire Course



BRISBANE RACING CLUB

Section	Overall	2000m	1800m	1600m	1400m	1200m	1000m	800m	600m	400m	200m
Section Times	2:21.61 [6] (0:16.64)	2:04.97 [6] (0:13.22)	1:51.75 [5] (0:13.38)	1:38.37 [5] (0:12.26)	1:26.11 [1] (0:12.43)	1:13.68 [1] (0:12.15)	1:01.53 [1] (0:11.93)	0:49.60 [1] (0:11.98)	0:37.62 [1] (0:12.07)	0:25.55 [1] (0:12.21)	0:13.34 [4] (0:13.34)
Average Speed [km/h]	43.3	54.2	54.2	59.8	58.1	59.4	60.8	60.1	59.5	59.0	54.2
Top Speed [km/h]	52.6	56.1	56.2	61.7	60.1	59.9	61.6	60.8	60.6	60.7	57.0
Avg. Dist. to Rail [m]	1.5	0.8	1.2	4.7	3.6	3.3	1.3	0.3	0.3	0.7	1.9
Avg. Stride Freq. [Hz]	2.0	2.2	2.1	2.2	2.1	2.2	2.2	2.2	2.2	2.3	2.2
Avg. Stride Length [m]	5.9	7.0	7.2	7.6	7.5	7.6	7.7	7.6	7.4	7.2	6.8



- [] Ranking at each section and finish
- .-.- No data available at this section
- NA No data available