



Eagle Farm QLD Professional

Race 9: GIRLS DAY OUT 4 MARCH BENCHMARK 72 Handicap - 1300m

04 February 2023 - 17:48



BRISBANE
RACING CLUB

Track Rating: Good 4, Weather: Fine, Rail Position: True Entire Course

Section												Last 600m	
Field Times												0:34.89	
					Overall	1200m	1000m	800m	600m	400m			
					1:16.91 (0:07.32)	1:09.59 (0:11.45)	0:58.14 (0:11.47)	0:46.67 (0:11.78)	0:34.89 (0:11.57)	0:23.32 (0:11.34)			
Rank	TAB	Horse/Jockey	Barrier	Top Speed [km/h]	Fastest Section							Distance Travelled [m]	
1	16	COMRADE ROSA Ryan Maloney	8	68.2 400m	0:08.22 Overall	1:16.91 [1] (0:08.22)	1:08.69 [10] (0:11.29)	0:57.40 [9] (0:11.49)	0:45.91 [8] (0:11.72)	0:34.19 [8] (0:11.36)	0:22.83 [8] (0:10.85)	0:34.19	
2	7	COLLAY'S SPIRIT Justin Huxtable	5	65.7 400m	0:07.76 Overall	1:17.33 [2] (0:07.76)	1:09.57 [2] (0:11.44)	0:58.13 [5] (0:11.60)	0:46.53 [7] (0:11.65)	0:34.88 [5] (0:11.45)	0:23.43 [5] (0:11.22)	0:34.88	-4
3	8	PENTITO Ben Thompson	1	66.1 1200m	0:08.04 Overall	1:17.38 [3] (0:08.04)	1:09.34 [6] (0:11.30)	0:58.04 [7] (0:11.43)	0:46.61 [5] (0:11.76)	0:34.85 [7] (0:11.43)	0:23.42 [6] (0:11.29)	0:34.85	-11
4	6	CHARGE ON Yvette Lewis	9	65.9 1200m	0:08.10 Overall	1:17.38 [4] (0:08.10)	1:09.28 [8] (0:11.16)	0:58.12 [6] (0:11.53)	0:46.59 [6] (0:11.53)	0:35.06 [3] (0:11.51)	0:23.55 [3] (0:11.24)	0:35.06	-4
5	9	WHITEWATER Jim Byrne	11	66.6 1200m	0:07.78 Overall	1:17.45 [5] (0:07.78)	1:09.67 [4] (0:10.99)	0:58.68 [1] (0:11.62)	0:47.06 [2] (0:11.80)	0:35.26 [2] (0:11.47)	0:23.79 [2] (0:11.35)	0:35.26	-4
6	3	OVERSEAS Andrew Mallyon	7	65.6 1200m	0:07.78 Overall	1:17.63 [6] (0:07.78)	1:09.85 [3] (0:11.23)	0:58.62 [4] (0:11.61)	0:47.01 [4] (0:11.90)	0:35.11 [6] (0:11.54)	0:23.57 [7] (0:11.27)	0:35.11	-3
7	15	MICHIGAN Justin Stanley	14	65.2 1200m	0:07.32 Overall	1:17.68 [7] (0:07.32)	1:10.36 [1] (0:11.47)	0:58.89 [2] (0:11.45)	0:47.44 [1] (0:11.78)	0:35.66 [1] (0:11.57)	0:24.09 [1] (0:11.45)	0:35.66	-6
8	5	WOLFF BOSS Angela Jones	3	67.2 1200m	0:07.84 Overall	1:17.77 [8] (0:07.84)	1:09.93 [5] (0:11.13)	0:58.80 [3] (0:11.50)	0:47.30 [3] (0:11.82)	0:35.48 [4] (0:11.52)	0:23.96 [4] (0:11.47)	0:35.48	-10
9	14	FLYBRIDGE Michael Cahill	6	65.6 400m	0:08.21 Overall	1:17.78 [9] (0:08.21)	1:09.57 [9] (0:11.44)	0:58.13 [10] (0:11.65)	0:46.48 [11] (0:11.67)	0:34.81 [11] (0:11.42)	0:23.39 [10] (0:11.22)	0:34.81	-5
10	10	A BIG CHANCE Chris Meehan	4	66.9 400m	0:08.48 Overall	1:17.80 [10] (0:08.48)	1:09.32 [11] (0:11.20)	0:58.12 [11] (0:11.50)	0:46.62 [10] (0:11.65)	0:34.97 [10] (0:11.64)	0:23.33 [11] (0:11.22)	0:34.97	-12

Scratched: Subterranean (#4), Ned's Gully (#11), Zadig (#17), Rhythmic Pulse (#1), Vaccine (#12), Sammy (#13)

[] Ranking at each section and finish
 -:-:- No data available at this section
 NA No data available

SCN Saddle cloth number
 DNF Did not finish
 DNT Did not track



Eagle Farm QLD Professional

Race 9: GIRLS DAY OUT 4 MARCH BENCHMARK 72 Handicap - 1300m

04 February 2023 - 17:48



BRISBANE
RACING CLUB

Track Rating: Good 4, Weather: Fine, Rail Position: True Entire Course

Section	Overall	1200m	1000m	800m	600m	400m	Last 600m
Field Times	1:16.91 (0:07.32)	1:09.59 (0:11.45)	0:58.14 (0:11.47)	0:46.67 (0:11.78)	0:34.89 (0:11.57)	0:23.32 (0:11.34)	0:34.89

Rank	TAB	Horse/Jockey	Barrier	Top Speed [km/h]	Fastest Section	Overall	1200m	1000m	800m	600m	400m	Last 600m	Distance Travelled [m]
11	2	FIRE KING	2	65.6	0:08.02	1:17.84 [11]	1:09.82 [7]	0:58.48 [8]	0:46.80 [9]	0:35.15 [9]	0:23.60 [9]	0:35.15	-5
		Melea Castle		1200m	Overall	(0:08.02)	(0:11.34)	(0:11.68)	(0:11.65)	(0:11.55)	(0:11.36)		

Scratched: Subterranean (#4), Ned's Gully (#11), Zadig (#17), Rhythmic Pulse (#1), Vaccine (#12), Sammy (#13)

[] Ranking at each section and finish
 -:--:-- No data available at this section
 NA No data available

SCN Saddle cloth number
 DNF Did not finish
 DNT Did not track



Eagle Farm QLD Professional

Race 9: GIRLS DAY OUT 4 MARCH BENCHMARK 72 Handicap - 1300m

04 February 2023 - 17:48



BRISBANE
RACING CLUB

Track Rating: Good 4, Weather: Fine, Rail Position: True Entire Course

Section				200m				Last 600m	
Field Times				0:11.98				0:34.89	
				(0:11.98)					
Rank	TAB	Horse/Jockey	Barrier	Top Speed [km/h]	Fastest Section	Margin			Distance Travelled [m]
1	16	COMRADE ROSA Ryan Maloney	8	68.2 400m	0:08.22 Overall	0:11.98 [1] (0:11.98)	1:16.91		0:34.19
2	7	COLLAY'S SPIRIT Justin Huxtable	5	65.7 400m	0:07.76 Overall	0:12.21 [4] (0:12.21)	2.5L		0:34.88 -4
3	8	PENTITO Ben Thompson	1	66.1 1200m	0:08.04 Overall	0:12.13 [6] (0:12.13)	2.79L		0:34.85 -11
4	6	CHARGE ON Yvette Lewis	9	65.9 1200m	0:08.10 Overall	0:12.31 [2] (0:12.31)	2.82L		0:35.06 -4
5	9	WHITEWATER Jim Byrne	11	66.6 1200m	0:07.78 Overall	0:12.44 [3] (0:12.44)	3.23L		0:35.26 -4
6	3	OVERSEAS Andrew Mallyon	7	65.6 1200m	0:07.78 Overall	0:12.30 [7] (0:12.30)	4.26L		0:35.11 -3
7	15	MICHIGAN Justin Stanley	14	65.2 1200m	0:07.32 Overall	0:12.64 [5] (0:12.64)	4.58L		0:35.66 -6
8	5	WOLFF BOSS Angela Jones	3	67.2 1200m	0:07.84 Overall	0:12.49 [8] (0:12.49)	5.09L		0:35.48 -10
9	14	FLYBRIDGE Michael Cahill	6	65.6 400m	0:08.21 Overall	0:12.17 [9] (0:12.17)	5.15L		0:34.81 -5
10	10	A BIG CHANCE Chris Meehan	4	66.9 400m	0:08.48 Overall	0:12.11 [11] (0:12.11)	5.24L		0:34.97 -12

Scratched: Subterranean (#4), Ned's Gully (#11), Zadig (#17), Rhythmic Pulse (#1), Vaccine (#12), Sammy (#13)

[] Ranking at each section and finish
 -:-:- No data available at this section
 NA No data available

SCN Saddle cloth number
 DNF Did not finish
 DNT Did not track



Eagle Farm QLD Professional

Race 9: GIRLS DAY OUT 4 MARCH BENCHMARK 72 Handicap - 1300m

04 February 2023 - 17:48



BRISBANE
RACING CLUB

Track Rating: Good 4, Weather: Fine, Rail Position: True Entire Course

Section		200m				Last 600m	
Field Times		0:11.98 (0:11.98)				0:34.89	
Rank	TAB Horse/Jockey	Barrier	Top Speed [km/h]	Fastest Section	Margin	Distance Travelled [m]	
11	2 FIRE KING	2	65.6	0:08.02	0:12.24 [10]	5.47L	0:35.15
	Melea Castle		1200m	Overall	(0:12.24)		-5

Scratched: Subterranean (#4), Ned's Gully (#11), Zadig (#17), Rhythmic Pulse (#1), Vaccine (#12), Sammy (#13)

[] Ranking at each section and finish
 -:-:- No data available at this section
 NA No data available

SCN Saddle cloth number
 DNF Did not finish
 DNT Did not track



Horse/Jockey Name	Comrade Rosa
Final Rank	1
Fastest Section Time (Section)	0:08.22 (Overall)
Top Speed [km/h] (Section)	68.2 (400m)
Race State	Finished

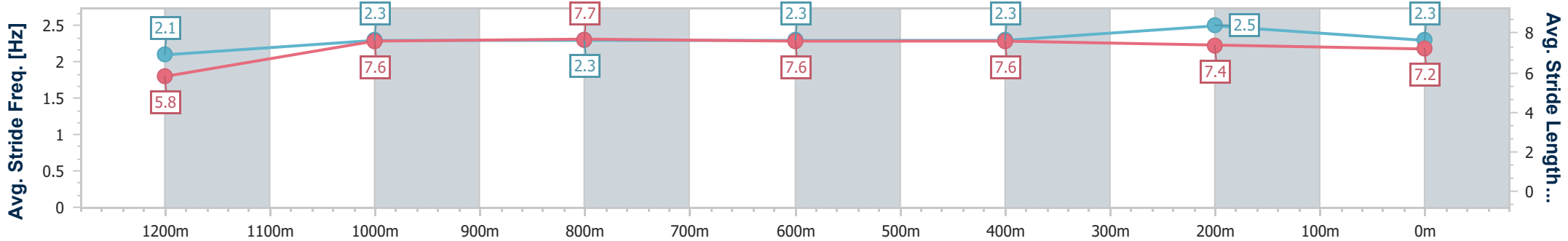
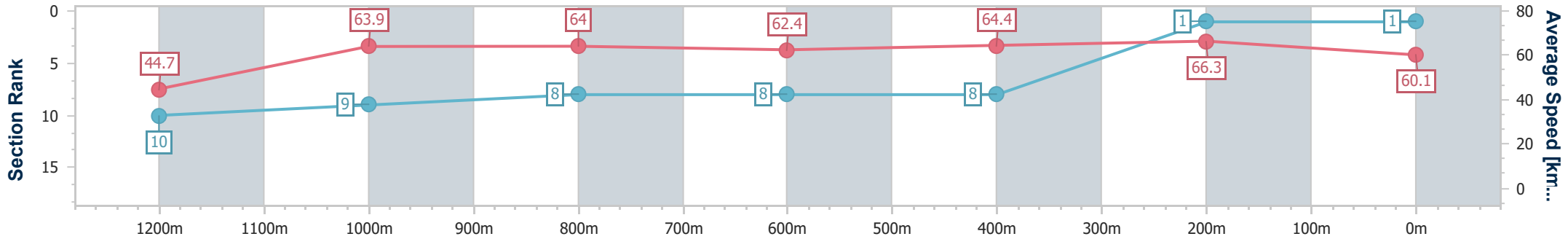


Eagle Farm QLD Professional
 Race 9: GIRLS DAY OUT 4 MARCH BENCHMARK 72 Handicap - 1300m
 04 February 2023 - 17:48
 Track Rating: Good 4, Weather: Fine, Rail Position: True Entire Course



BRISBANE RACING CLUB

Section	Overall	1200m	1000m	800m	600m	400m	200m
Section Times	1:16.91 [1] (0:08.22)	1:08.69 [10] (0:11.29)	0:57.40 [9] (0:11.49)	0:45.91 [8] (0:11.72)	0:34.19 [8] (0:11.36)	0:22.83 [8] (0:10.85)	0:11.98 [1] (0:11.98)
Average Speed [km/h]	44.7	63.9	64.0	62.4	64.4	66.3	60.1
Top Speed [km/h]	59.5	65.4	65.1	64.5	66.5	68.2	64.3
Avg. Dist. to Rail [m]	16.4	4.0	4.0	3.6	3.4	8.2	8.7
Avg. Stride Freq. [Hz]	2.1	2.3	2.3	2.3	2.3	2.5	2.3
Avg. Stride Length [m]	5.8	7.6	7.7	7.6	7.6	7.4	7.2



- [] Ranking at each section and finish
- .-.- No data available at this section
- NA No data available



Horse/Jockey Name	Collay's Spirit
Final Rank	2
Fastest Section Time (Section)	0:07.76 (Overall)
Top Speed [km/h] (Section)	65.7 (400m)
Race State	Finished

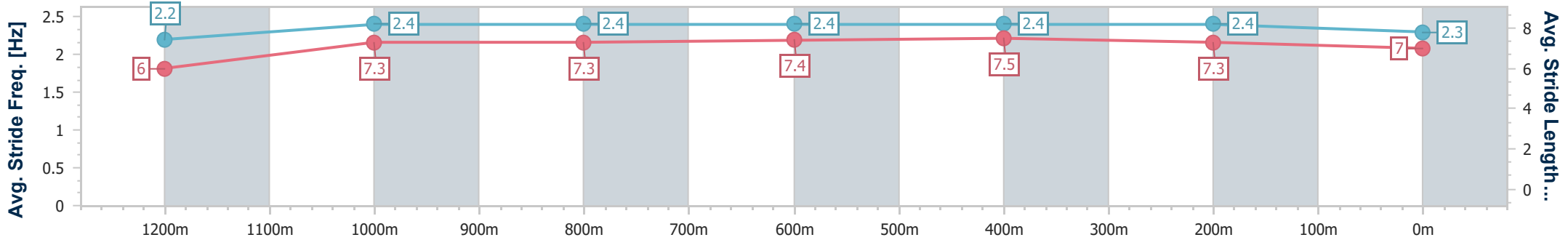
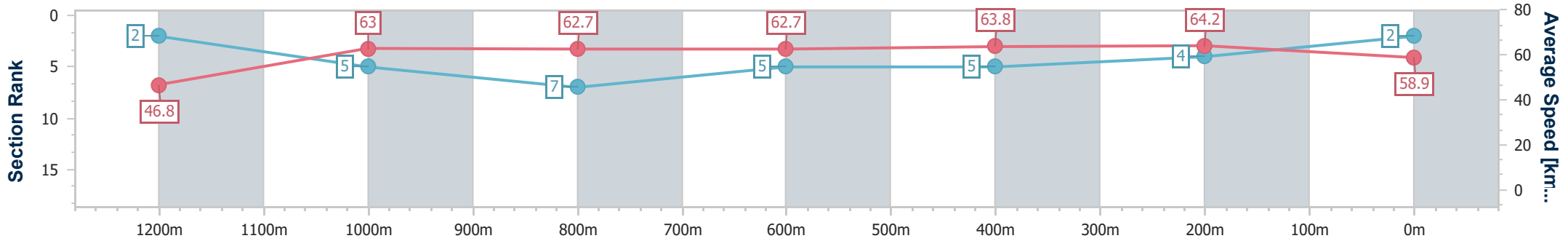


Eagle Farm QLD Professional
 Race 9: GIRLS DAY OUT 4 MARCH BENCHMARK 72 Handicap - 1300m
 04 February 2023 - 17:48
 Track Rating: Good 4, Weather: Fine, Rail Position: True Entire Course



BRISBANE RACING CLUB

Section	Overall	1200m	1000m	800m	600m	400m	200m
Section Times	1:17.33 [2] (0:07.76)	1:09.57 [2] (0:11.44)	0:58.13 [5] (0:11.60)	0:46.53 [7] (0:11.65)	0:34.88 [5] (0:11.45)	0:23.43 [5] (0:11.22)	0:12.21 [4] (0:12.21)
Average Speed [km/h]	46.8	63.0	62.7	62.7	63.8	64.2	58.9
Top Speed [km/h]	60.7	63.9	64.0	63.9	65.5	65.7	62.3
Avg. Dist. to Rail [m]	7.6	0.5	2.2	3.3	3.0	6.1	6.3
Avg. Stride Freq. [Hz]	2.2	2.4	2.4	2.4	2.4	2.4	2.3
Avg. Stride Length [m]	6.0	7.3	7.3	7.4	7.5	7.3	7.0



- [] Ranking at each section and finish
- .-.- No data available at this section
- NA No data available



Horse/Jockey Name	Pentito
Final Rank	3
Fastest Section Time (Section)	0:08.04 (Overall)
Top Speed [km/h] (Section)	66.1 (1200m)
Race State	Finished

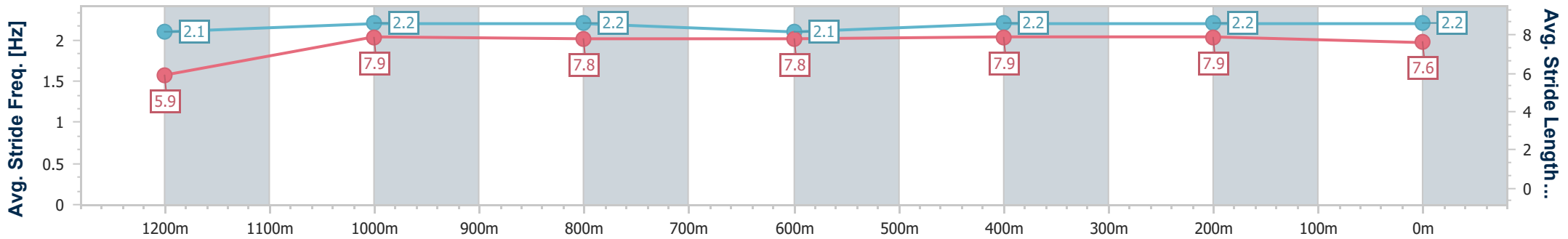
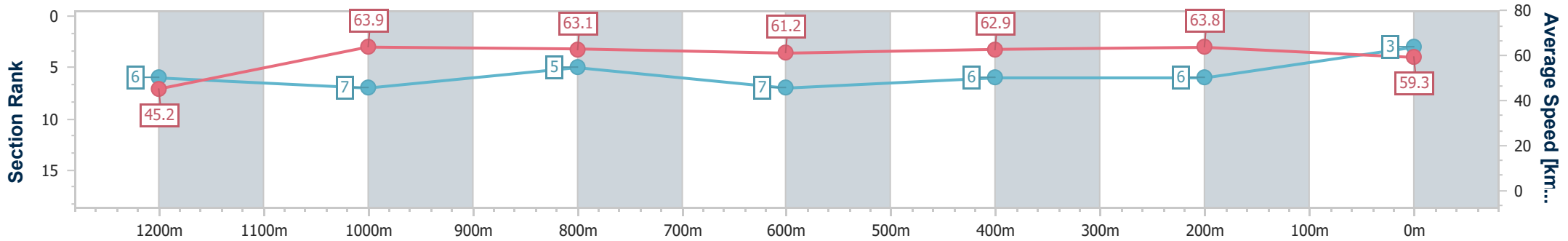


Eagle Farm QLD Professional
 Race 9: GIRLS DAY OUT 4 MARCH BENCHMARK 72 Handicap - 1300m
 04 February 2023 - 17:48
 Track Rating: Good 4, Weather: Fine, Rail Position: True Entire Course



BRISBANE RACING CLUB

Section	Overall	1200m	1000m	800m	600m	400m	200m
Section Times	1:17.38 [3] (0:08.04)	1:09.34 [6] (0:11.30)	0:58.04 [7] (0:11.43)	0:46.61 [5] (0:11.76)	0:34.85 [7] (0:11.43)	0:23.42 [6] (0:11.29)	0:12.13 [6] (0:12.13)
Average Speed [km/h]	45.2	63.9	63.1	61.2	62.9	63.8	59.3
Top Speed [km/h]	60.5	66.1	63.8	62.6	64.8	64.9	62.1
Avg. Dist. to Rail [m]	10.1	1.8	0.4	0.1	0.3	1.9	2.3
Avg. Stride Freq. [Hz]	2.1	2.2	2.2	2.1	2.2	2.2	2.2
Avg. Stride Length [m]	5.9	7.9	7.8	7.8	7.9	7.9	7.6



- [] Ranking at each section and finish
- .-.- No data available at this section
- NA No data available



Horse/Jockey Name	Charge On
Final Rank	4
Fastest Section Time (Section)	0:08.10 (Overall)
Top Speed [km/h] (Section)	65.9 (1200m)
Race State	Finished

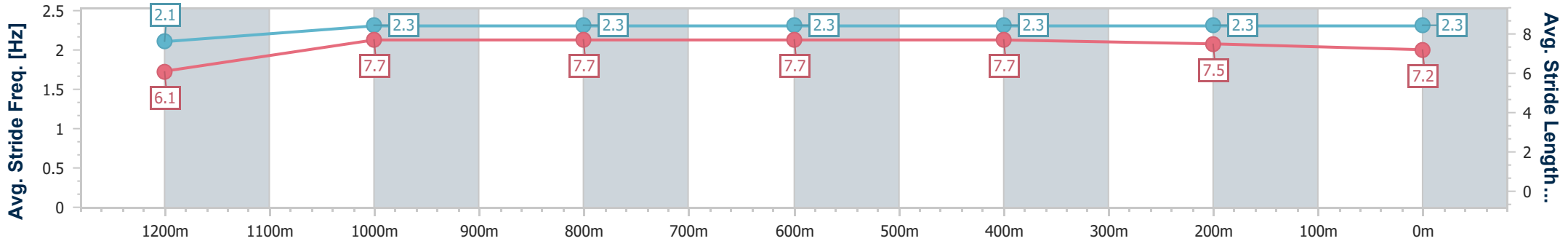
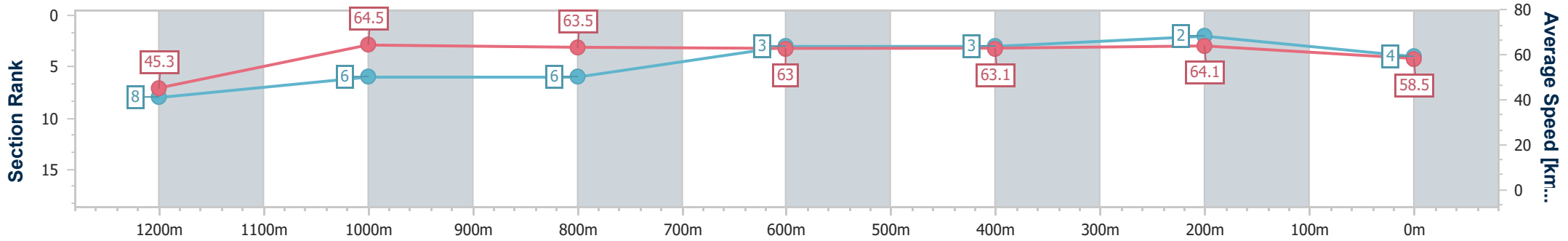


Eagle Farm QLD Professional
 Race 9: GIRLS DAY OUT 4 MARCH BENCHMARK 72 Handicap - 1300m
 04 February 2023 - 17:48
 Track Rating: Good 4, Weather: Fine, Rail Position: True Entire Course



BRISBANE RACING CLUB

Section	Overall	1200m	1000m	800m	600m	400m	200m
Section Times	1:17.38 [4] (0:08.10)	1:09.28 [8] (0:11.16)	0:58.12 [6] (0:11.53)	0:46.59 [6] (0:11.53)	0:35.06 [3] (0:11.51)	0:23.55 [3] (0:11.24)	0:12.31 [2] (0:12.31)
Average Speed [km/h]	45.3	64.5	63.5	63.0	63.1	64.1	58.5
Top Speed [km/h]	62.2	65.9	65.2	64.7	64.2	65.8	61.8
Avg. Dist. to Rail [m]	16.9	3.6	2.8	2.2	1.8	5.1	5.5
Avg. Stride Freq. [Hz]	2.1	2.3	2.3	2.3	2.3	2.3	2.3
Avg. Stride Length [m]	6.1	7.7	7.7	7.7	7.7	7.5	7.2



- [] Ranking at each section and finish
- .-.- No data available at this section
- NA No data available



Horse/Jockey Name	Whitewater
Final Rank	5
Fastest Section Time (Section)	0:07.78 (Overall)
Top Speed [km/h] (Section)	66.6 (1200m)
Race State	Finished

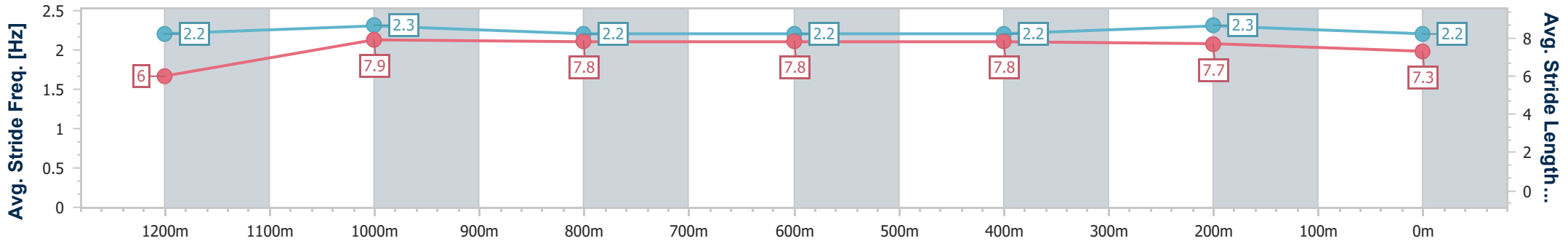
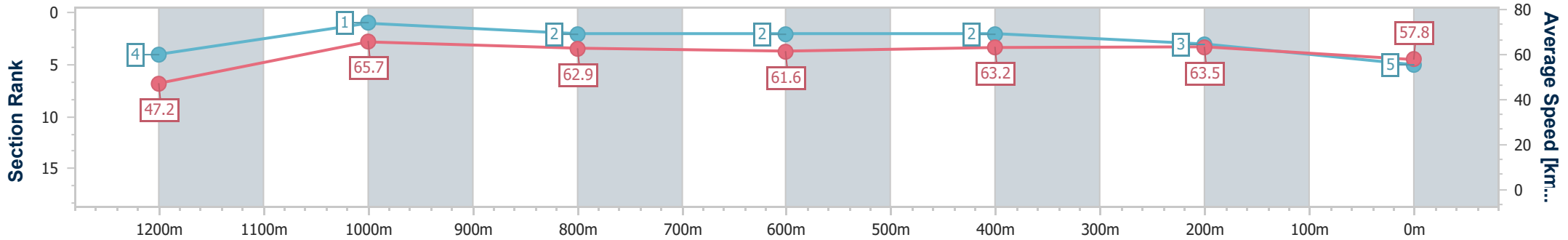


Eagle Farm QLD Professional
 Race 9: GIRLS DAY OUT 4 MARCH BENCHMARK 72 Handicap - 1300m
 04 February 2023 - 17:48
 Track Rating: Good 4, Weather: Fine, Rail Position: True Entire Course



BRISBANE RACING CLUB

Section	Overall	1200m	1000m	800m	600m	400m	200m
Section Times	1:17.45 [5] (0:07.78)	1:09.67 [4] (0:10.99)	0:58.68 [1] (0:11.62)	0:47.06 [2] (0:11.80)	0:35.26 [2] (0:11.47)	0:23.79 [2] (0:11.35)	0:12.44 [3] (0:12.44)
Average Speed [km/h]	47.2	65.7	62.9	61.6	63.2	63.5	57.8
Top Speed [km/h]	63.7	66.6	65.3	62.2	64.0	64.6	61.9
Avg. Dist. to Rail [m]	18.0	4.7	3.2	1.9	1.6	4.7	3.7
Avg. Stride Freq. [Hz]	2.2	2.3	2.2	2.2	2.2	2.3	2.2
Avg. Stride Length [m]	6.0	7.9	7.8	7.8	7.8	7.7	7.3



- [] Ranking at each section and finish
- .-.- No data available at this section
- NA No data available



Horse/Jockey Name	Overseas
Final Rank	6
Fastest Section Time (Section)	0:07.78 (Overall)
Top Speed [km/h] (Section)	65.6 (1200m)
Race State	Finished

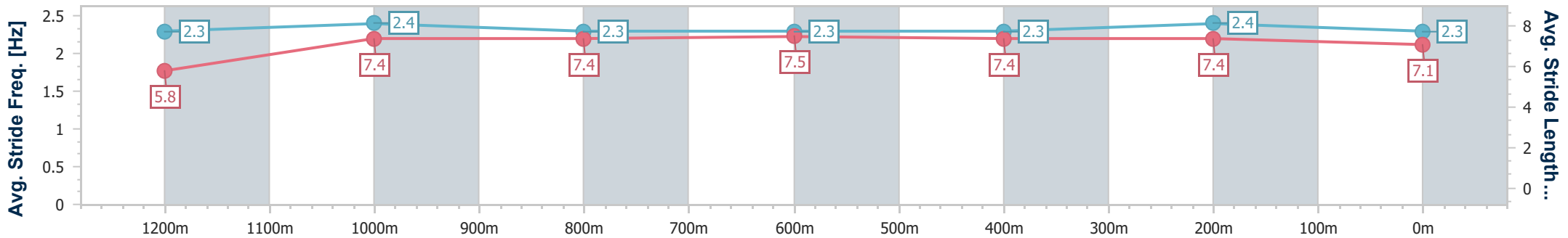
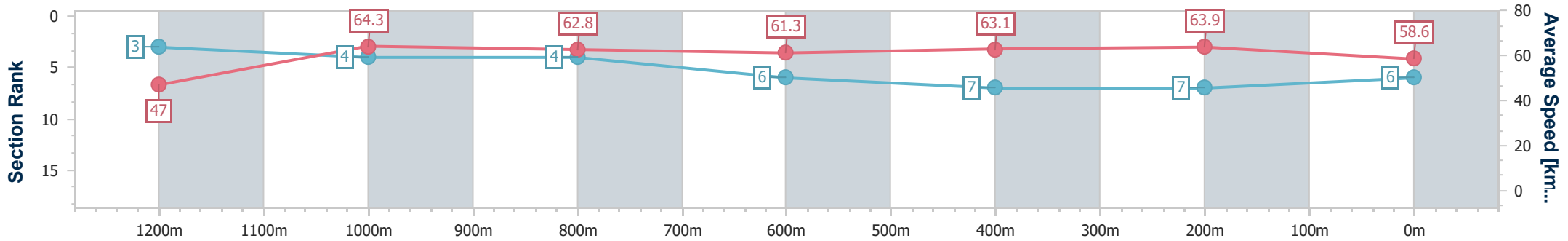


Eagle Farm QLD Professional
 Race 9: GIRLS DAY OUT 4 MARCH BENCHMARK 72 Handicap - 1300m
 04 February 2023 - 17:48
 Track Rating: Good 4, Weather: Fine, Rail Position: True Entire Course



BRISBANE RACING CLUB

Section	Overall	1200m	1000m	800m	600m	400m	200m
Section Times	1:17.63 [6] (0:07.78)	1:09.85 [3] (0:11.23)	0:58.62 [4] (0:11.61)	0:47.01 [4] (0:11.90)	0:35.11 [6] (0:11.54)	0:23.57 [7] (0:11.27)	0:12.30 [7] (0:12.30)
Average Speed [km/h]	47.0	64.3	62.8	61.3	63.1	63.9	58.6
Top Speed [km/h]	62.6	65.6	63.8	62.8	65.0	65.2	61.4
Avg. Dist. to Rail [m]	16.0	2.9	2.7	2.9	2.0	2.6	3.7
Avg. Stride Freq. [Hz]	2.3	2.4	2.3	2.3	2.3	2.4	2.3
Avg. Stride Length [m]	5.8	7.4	7.4	7.5	7.4	7.4	7.1



- [] Ranking at each section and finish
- .-.- No data available at this section
- NA No data available



Horse/Jockey Name	Michigan
Final Rank	7
Fastest Section Time (Section)	0:07.32 (Overall)
Top Speed [km/h] (Section)	65.2 (1200m)
Race State	Finished

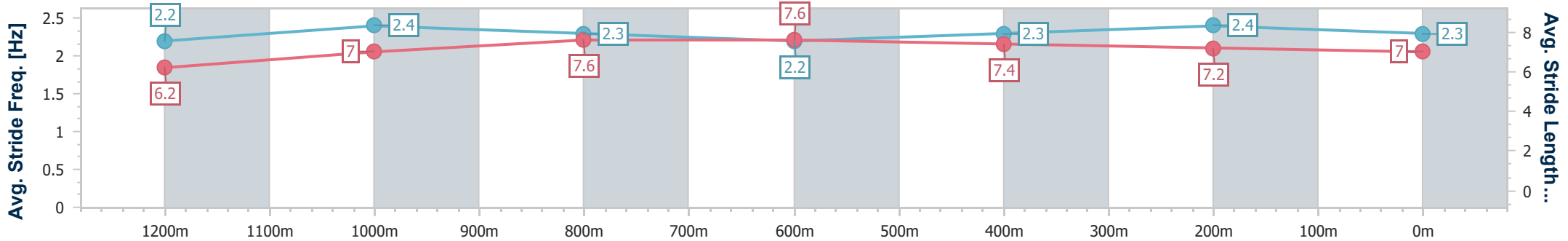
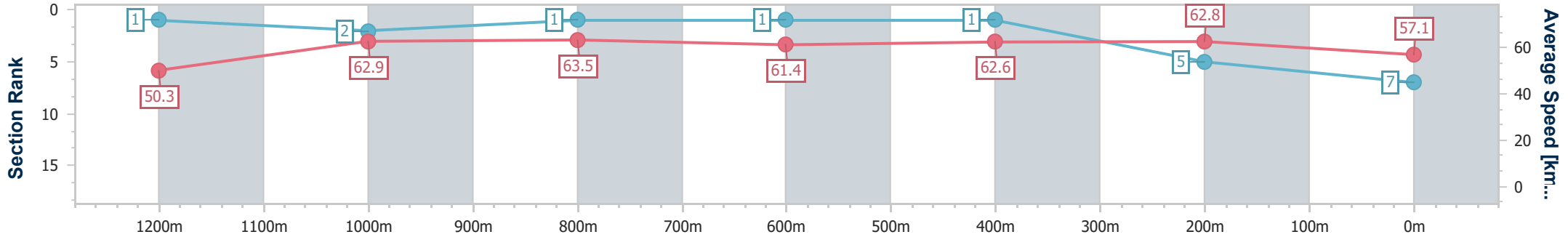


Eagle Farm QLD Professional
 Race 9: GIRLS DAY OUT 4 MARCH BENCHMARK 72 Handicap - 1300m
 04 February 2023 - 17:48
 Track Rating: Good 4, Weather: Fine, Rail Position: True Entire Course



BRISBANE RACING CLUB

Section	Overall	1200m	1000m	800m	600m	400m	200m
Section Times	1:17.68 [7] (0:07.32)	1:10.36 [1] (0:11.47)	0:58.89 [2] (0:11.45)	0:47.44 [1] (0:11.78)	0:35.66 [1] (0:11.57)	0:24.09 [1] (0:11.45)	0:12.64 [5] (0:12.64)
Average Speed [km/h]	50.3	62.9	63.5	61.4	62.6	62.8	57.1
Top Speed [km/h]	58.0	65.2	65.1	61.9	63.5	63.8	60.7
Avg. Dist. to Rail [m]	17.4	5.7	2.0	1.0	1.1	3.6	3.6
Avg. Stride Freq. [Hz]	2.2	2.4	2.3	2.2	2.3	2.4	2.3
Avg. Stride Length [m]	6.2	7.0	7.6	7.6	7.4	7.2	7.0



- [] Ranking at each section and finish
- .-.- No data available at this section
- NA No data available



Horse/Jockey Name	Wolff Boss
Final Rank	8
Fastest Section Time (Section)	0:07.84 (Overall)
Top Speed [km/h] (Section)	67.2 (1200m)
Race State	Finished

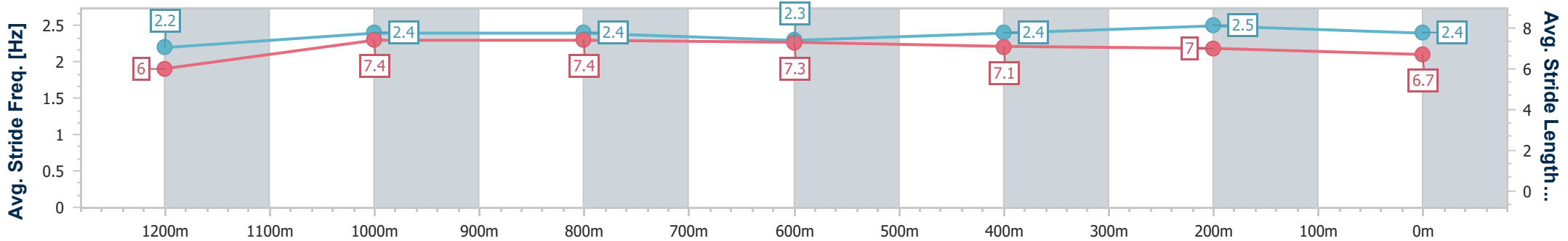
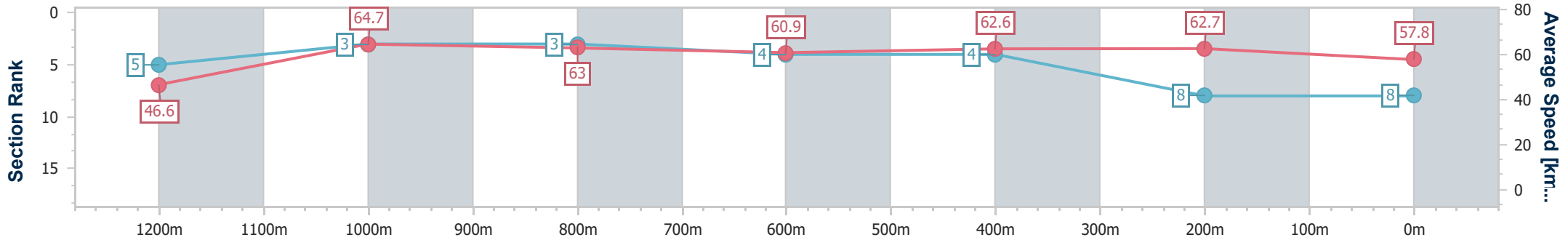


Eagle Farm QLD Professional
 Race 9: GIRLS DAY OUT 4 MARCH BENCHMARK 72 Handicap - 1300m
 04 February 2023 - 17:48
 Track Rating: Good 4, Weather: Fine, Rail Position: True Entire Course



BRISBANE RACING CLUB

Section	Overall	1200m	1000m	800m	600m	400m	200m
Section Times	1:17.77 [8] (0:07.84)	1:09.93 [5] (0:11.13)	0:58.80 [3] (0:11.50)	0:47.30 [3] (0:11.82)	0:35.48 [4] (0:11.52)	0:23.96 [4] (0:11.47)	0:12.49 [8] (0:12.49)
Average Speed [km/h]	46.6	64.7	63.0	60.9	62.6	62.7	57.8
Top Speed [km/h]	60.8	67.2	65.1	61.6	64.0	64.3	61.2
Avg. Dist. to Rail [m]	12.7	2.2	1.0	0.3	0.6	2.2	1.4
Avg. Stride Freq. [Hz]	2.2	2.4	2.4	2.3	2.4	2.5	2.4
Avg. Stride Length [m]	6.0	7.4	7.4	7.3	7.1	7.0	6.7



- [] Ranking at each section and finish
- .-.- No data available at this section
- NA No data available



Horse/Jockey Name	Flybridge
Final Rank	9
Fastest Section Time (Section)	0:08.21 (Overall)
Top Speed [km/h] (Section)	65.6 (400m)
Race State	Finished

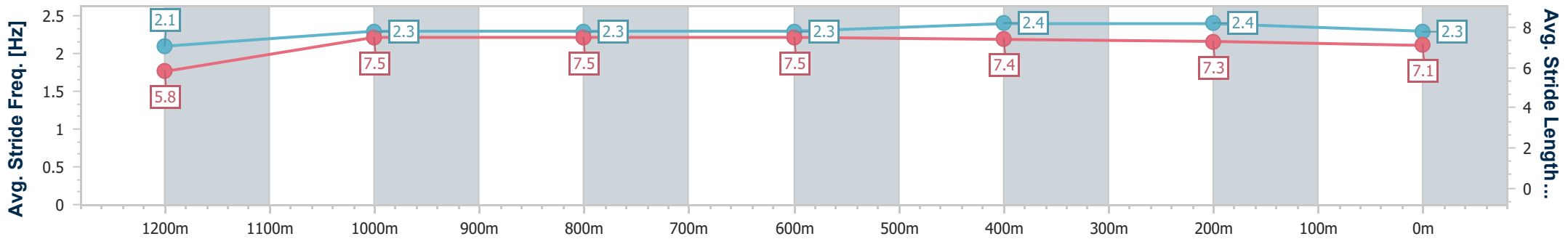
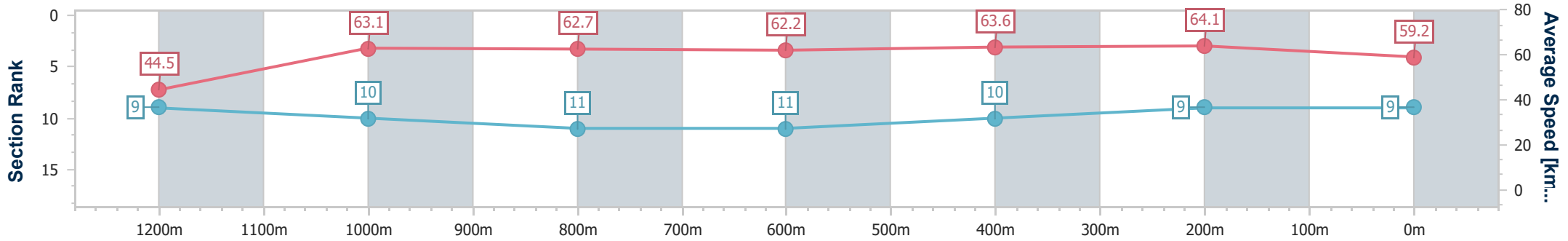


Eagle Farm QLD Professional
 Race 9: GIRLS DAY OUT 4 MARCH BENCHMARK 72 Handicap - 1300m
 04 February 2023 - 17:48
 Track Rating: Good 4, Weather: Fine, Rail Position: True Entire Course



BRISBANE RACING CLUB

Section	Overall	1200m	1000m	800m	600m	400m	200m
Section Times	1:17.78 [9] (0:08.21)	1:09.57 [9] (0:11.44)	0:58.13 [10] (0:11.65)	0:46.48 [11] (0:11.67)	0:34.81 [11] (0:11.42)	0:23.39 [10] (0:11.22)	0:12.17 [9] (0:12.17)
Average Speed [km/h]	44.5	63.1	62.7	62.2	63.6	64.1	59.2
Top Speed [km/h]	58.7	65.3	63.9	63.2	64.7	65.6	62.6
Avg. Dist. to Rail [m]	15.0	3.3	2.8	2.0	1.7	6.0	8.1
Avg. Stride Freq. [Hz]	2.1	2.3	2.3	2.3	2.4	2.4	2.3
Avg. Stride Length [m]	5.8	7.5	7.5	7.5	7.4	7.3	7.1



- [] Ranking at each section and finish
- .-.- No data available at this section
- NA No data available



Horse/Jockey Name	A Big Chance
Final Rank	10
Fastest Section Time (Section)	0:08.48 (Overall)
Top Speed [km/h] (Section)	66.9 (400m)
Race State	Finished

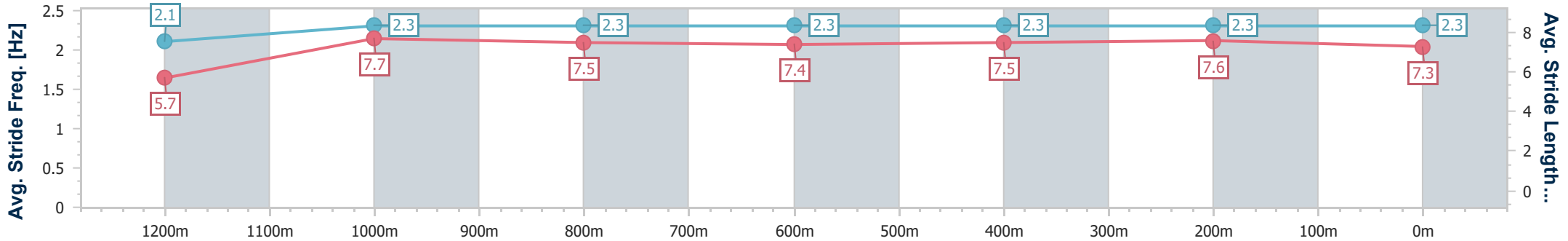
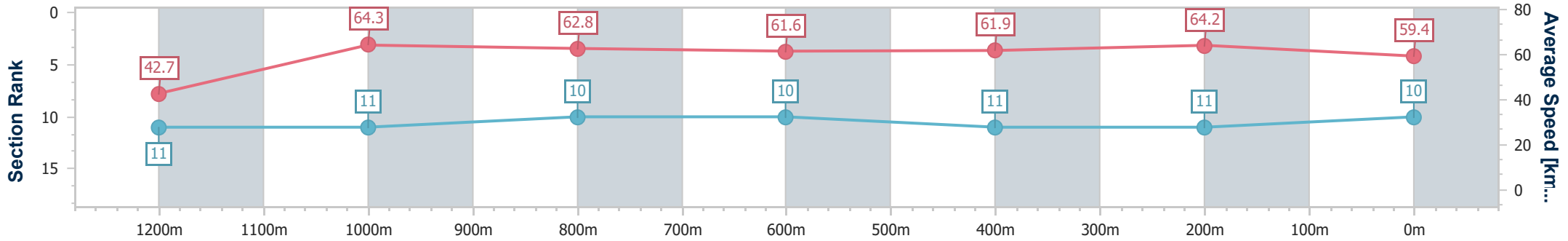


Eagle Farm QLD Professional
 Race 9: GIRLS DAY OUT 4 MARCH BENCHMARK 72 Handicap - 1300m
 04 February 2023 - 17:48
 Track Rating: Good 4, Weather: Fine, Rail Position: True Entire Course



BRISBANE RACING CLUB

Section	Overall	1200m	1000m	800m	600m	400m	200m
Section Times	1:17.80 [10] (0:08.48)	1:09.32 [11] (0:11.20)	0:58.12 [11] (0:11.50)	0:46.62 [10] (0:11.65)	0:34.97 [10] (0:11.64)	0:23.33 [11] (0:11.22)	0:12.11 [11] (0:12.11)
Average Speed [km/h]	42.7	64.3	62.8	61.6	61.9	64.2	59.4
Top Speed [km/h]	60.9	66.3	63.8	63.1	65.1	66.9	61.3
Avg. Dist. to Rail [m]	11.1	1.0	0.6	0.3	0.6	2.3	1.6
Avg. Stride Freq. [Hz]	2.1	2.3	2.3	2.3	2.3	2.3	2.3
Avg. Stride Length [m]	5.7	7.7	7.5	7.4	7.5	7.6	7.3



- [] Ranking at each section and finish
- .-.- No data available at this section
- NA No data available



Horse/Jockey Name	Fire King
Final Rank	11
Fastest Section Time (Section)	0:08.02 (Overall)
Top Speed [km/h] (Section)	65.6 (1200m)
Race State	Finished

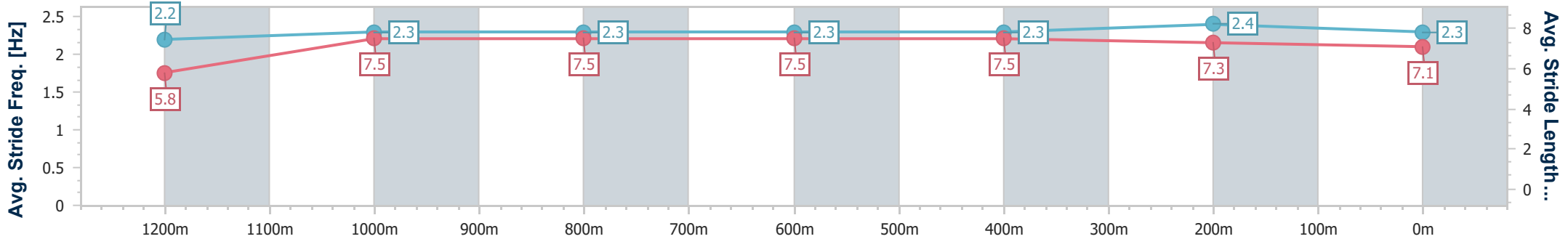
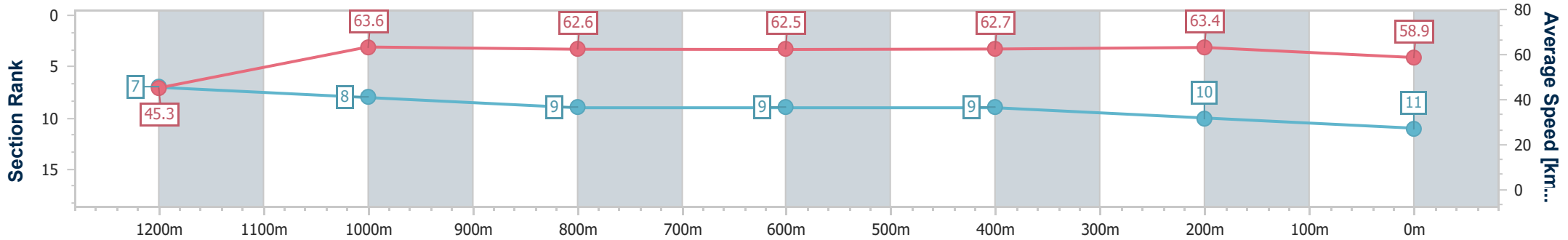


Eagle Farm QLD Professional
 Race 9: GIRLS DAY OUT 4 MARCH BENCHMARK 72 Handicap - 1300m
 04 February 2023 - 17:48
 Track Rating: Good 4, Weather: Fine, Rail Position: True Entire Course



BRISBANE RACING CLUB

Section	Overall	1200m	1000m	800m	600m	400m	200m
Section Times	1:17.84 [11] (0:08.02)	1:09.82 [7] (0:11.34)	0:58.48 [8] (0:11.68)	0:46.80 [9] (0:11.65)	0:35.15 [9] (0:11.55)	0:23.60 [9] (0:11.36)	0:12.24 [10] (0:12.24)
Average Speed [km/h]	45.3	63.6	62.6	62.5	62.7	63.4	58.9
Top Speed [km/h]	60.4	65.6	63.5	63.5	64.6	64.4	62.1
Avg. Dist. to Rail [m]	11.6	2.7	3.0	2.6	1.3	4.5	5.0
Avg. Stride Freq. [Hz]	2.2	2.3	2.3	2.3	2.3	2.4	2.3
Avg. Stride Length [m]	5.8	7.5	7.5	7.5	7.5	7.3	7.1



- [] Ranking at each section and finish
- .-.- No data available at this section
- NA No data available