



Toowoomba QLD Professional

Race 2: CARPET ONE TOOWOOMBA BENCHMARK 70 Handicap - 1100m

04 February 2023 - 17:57



Track Rating: Good 4, Weather: Fine, Rail Position: True Entire Course

Section		Field Times										Last 600m				
		Overall	1000m	800m	600m	400m	200m						0:36.72			
		(0:07.68)	(0:10.54)	(0:11.25)	(0:11.98)	(0:12.37)	(0:12.37)									
Rank	TAB	Horse/Jockey	Barrier	Top Speed [km/h]	Fastest Section											Distance Travelled [m]
1	6	HAMILTON HILL Adin Thompson	10	67.1 800m	0:07.81 Overall	1:06.19 [1] (0:07.81)	0:58.38 [3] (0:11.15)	0:47.23 [4] (0:11.11)	0:36.12 [4] (0:11.75)	0:24.37 [3] (0:12.08)	0:12.29 [1] (0:12.29)	0:36.12				
2	5	SPENDING MY TIME Josh Adams	4	65.9 800m	0:08.18 Overall	1:06.63 [2] (0:08.18)	0:58.45 [11] (0:11.49)	0:46.96 [11] (0:11.10)	0:35.86 [11] (0:11.59)	0:24.27 [10] (0:12.02)	0:12.25 [9] (0:12.25)	0:35.86 -4				
3	9	INCOMPARABLE Karl Zechner	7	66.3 800m	0:08.16 Overall	1:06.66 [3] (0:08.16)	0:58.50 [10] (0:11.22)	0:47.28 [9] (0:11.02)	0:36.26 [8] (0:11.54)	0:24.72 [5] (0:12.34)	0:12.38 [6] (0:12.38)	0:36.26 -4				
4	13	SEE FOR YOURSELF Tessa Townsend	2	67.7 1000m	0:07.68 Overall	1:06.75 [4] (0:07.68)	0:59.07 [1] (0:10.80)	0:48.27 [2] (0:11.30)	0:36.97 [2] (0:11.73)	0:25.24 [2] (0:12.31)	0:12.93 [2] (0:12.93)	0:36.97 -5				
5	2	VAST KAMA Alisha Donald	12	65.6 800m	0:08.00 Overall	1:06.76 [5] (0:08.00)	0:58.76 [7] (0:11.15)	0:47.61 [7] (0:11.14)	0:36.47 [6] (0:11.76)	0:24.71 [7] (0:12.15)	0:12.56 [5] (0:12.56)	0:36.47 +1				
6	7	WINTER RAIN Cody Collis	11	66.0 800m	0:08.07 Overall	1:06.95 [6] (0:08.07)	0:58.88 [8] (0:11.53)	0:47.35 [10] (0:11.19)	0:36.16 [10] (0:11.68)	0:24.48 [11] (0:12.05)	0:12.43 [10] (0:12.43)	0:36.16 +3				
7	8	XERRI Isabella Rabjones	8	67.1 1000m	0:07.87 Overall	1:07.05 [7] (0:07.87)	0:59.18 [4] (0:11.12)	0:48.06 [5] (0:11.12)	0:36.94 [5] (0:11.84)	0:25.10 [6] (0:12.22)	0:12.88 [3] (0:12.88)	0:36.94 +1				
8	1	GIDGEE GUY Nathan Fazackerley	3	66.4 1000m	0:07.89 Overall	1:07.12 [8] (0:07.89)	0:59.23 [6] (0:11.10)	0:48.13 [6] (0:11.28)	0:36.85 [7] (0:11.78)	0:25.07 [8] (0:12.18)	0:12.89 [8] (0:12.89)	0:36.85 -3				
9	3	ATLANTIC WAY Jake Molloy	5	66.9 1000m	0:07.87 Overall	1:07.27 [9] (0:07.87)	0:59.40 [5] (0:10.85)	0:48.55 [3] (0:11.13)	0:37.42 [3] (0:11.95)	0:25.47 [4] (0:12.37)	0:13.10 [7] (0:13.10)	0:37.42 -7				
10	11	FOREVER VOLO Kenji Yoshida	1	66.4 1000m	0:08.07 Overall	1:07.39 [10] (0:08.07)	0:59.32 [9] (0:11.17)	0:48.15 [8] (0:11.25)	0:36.90 [9] (0:11.68)	0:25.22 [9] (0:12.23)	0:12.99 [11] (0:12.99)	0:36.90 -8				

Scratched: Few Too Many (#10), Secret Cash (#12)

[] Ranking at each section and finish
 -:-:- No data available at this section
 NA No data available

SCN Saddle cloth number
 DNF Did not finish
 DNT Did not track



Toowoomba QLD Professional

Race 2: CARPET ONE TOOWOOMBA BENCHMARK 70 Handicap - 1100m

04 February 2023 - 17:57



Track Rating: Good 4, Weather: Fine, Rail Position: True Entire Course

Section	Overall	1000m	800m	600m	400m	200m	Last 600m
Field Times	1:06.19 (0:07.68)	0:58.51 (0:10.54)	0:47.97 (0:11.25)	0:36.72 (0:11.98)	0:24.74 (0:12.37)	0:12.37 (0:12.37)	0:36.72

Rank	TAB	Horse/Jockey	Barrier	Top Speed [km/h]	Fastest Section	Overall	1000m	800m	600m	400m	200m	Last 600m	Distance Travelled [m]
11	4	SINGLE DIZIRE	6	69.4	0:07.69	1:07.91 [11]	1:00.22 [2]	0:49.69 [1]	0:38.44 [1]	0:26.46 [1]	0:13.76 [4]	0:38.44	-7
		Sariah Champkin		1000m	Overall	(0:07.69)	(0:10.53)	(0:11.25)	(0:11.98)	(0:12.70)	(0:13.76)		

Scratched: Few Too Many (#10), Secret Cash (#12)



Horse/Jockey Name	Hamilton Hill
Final Rank	1
Fastest Section Time (Section)	0:07.81 (Overall)
Top Speed [km/h] (Section)	67.1 (800m)
Race State	Finished



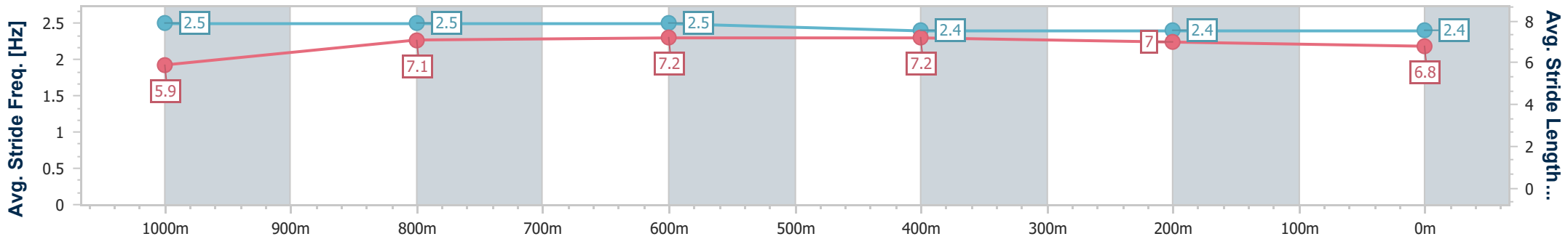
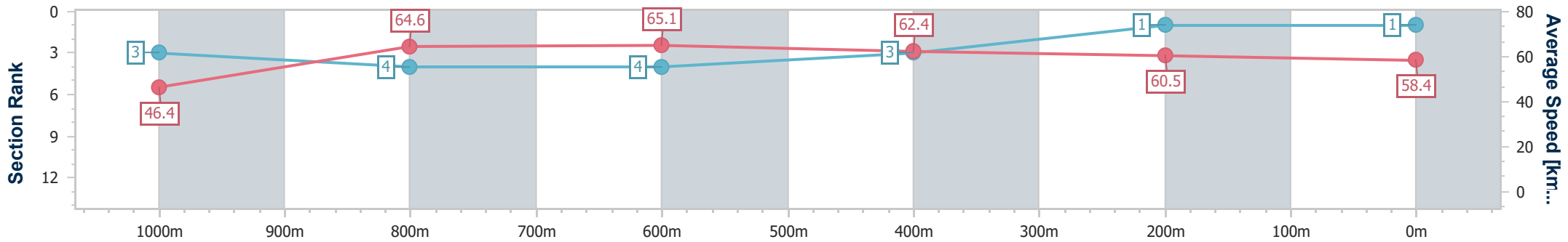
Toowoomba QLD Professional
Race 2: CARPET ONE TOWOOMBA BENCHMARK 70
Handicap - 1100m



04 February 2023 - 17:57

Track Rating: Good 4, Weather: Fine, Rail Position: True Entire Course

Section	Overall	1000m	800m	600m	400m	200m
Section Times	1:06.19 [1] (0:07.81)	0:58.38 [3] (0:11.15)	0:47.23 [4] (0:11.11)	0:36.12 [4] (0:11.75)	0:24.37 [3] (0:12.08)	0:12.29 [1] (0:12.29)
Average Speed [km/h]	46.4	64.6	65.1	62.4	60.5	58.4
Top Speed [km/h]	64.1	66.2	67.1	63.7	61.7	60.4
Avg. Dist. to Rail [m]	7.7	1.6	2.2	3.2	3.9	3.8
Avg. Stride Freq. [Hz]	2.5	2.5	2.5	2.4	2.4	2.4
Avg. Stride Length [m]	5.9	7.1	7.2	7.2	7.0	6.8



- [] Ranking at each section and finish
- .-.- No data available at this section
- NA No data available



Horse/Jockey Name	Spending My Time
Final Rank	2
Fastest Section Time (Section)	0:08.18 (Overall)
Top Speed [km/h] (Section)	65.9 (800m)
Race State	Finished



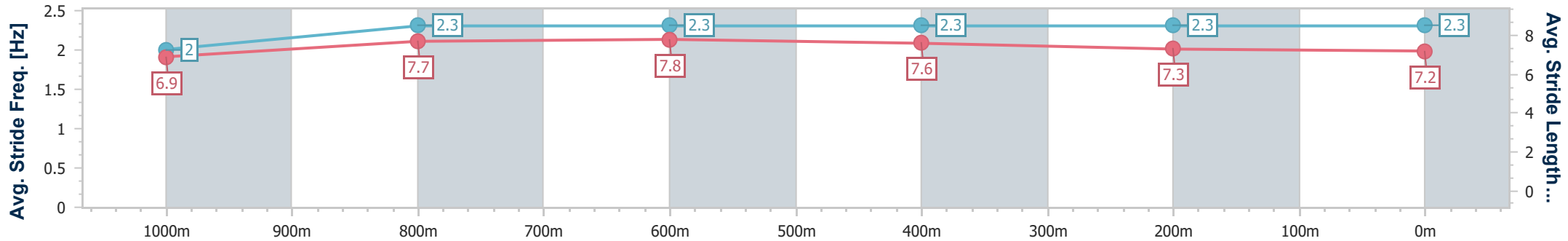
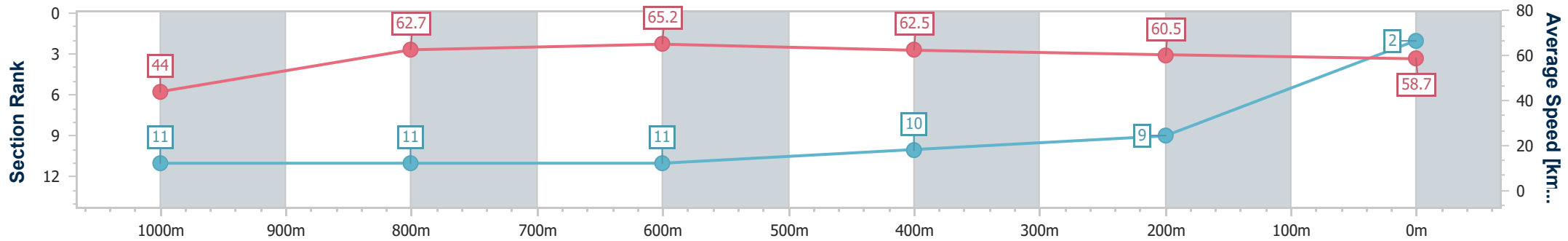
Toowoomba QLD Professional
Race 2: CARPET ONE TOOWOOMBA BENCHMARK 70
Handicap - 1100m



04 February 2023 - 17:57

Track Rating: Good 4, Weather: Fine, Rail Position: True Entire Course

Section	Overall	1000m	800m	600m	400m	200m
Section Times	1:06.63 [2] (0:08.18)	0:58.45 [11] (0:11.49)	0:46.96 [11] (0:11.10)	0:35.86 [11] (0:11.59)	0:24.27 [10] (0:12.02)	0:12.25 [9] (0:12.25)
Average Speed [km/h]	44.0	62.7	65.2	62.5	60.5	58.7
Top Speed [km/h]	60.1	64.1	65.9	65.2	61.3	60.5
Avg. Dist. to Rail [m]	4.8	1.2	0.7	1.7	3.9	5.1
Avg. Stride Freq. [Hz]	2.0	2.3	2.3	2.3	2.3	2.3
Avg. Stride Length [m]	6.9	7.7	7.8	7.6	7.3	7.2



- [] Ranking at each section and finish
- .-.- No data available at this section
- NA No data available



Horse/Jockey Name	Incomparable
Final Rank	3
Fastest Section Time (Section)	0:08.16 (Overall)
Top Speed [km/h] (Section)	66.3 (800m)
Race State	Finished



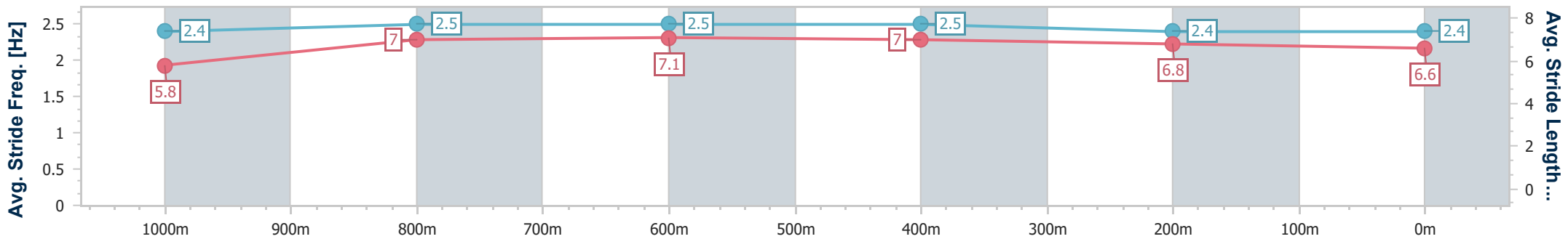
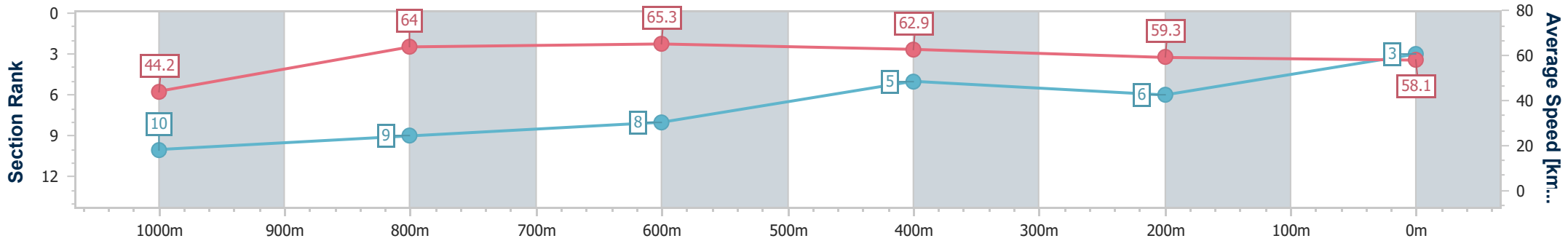
Toowoomba QLD Professional
Race 2: CARPET ONE TOOWOOMBA BENCHMARK 70
Handicap - 1100m



04 February 2023 - 17:57

Track Rating: Good 4, Weather: Fine, Rail Position: True Entire Course

Section	Overall	1000m	800m	600m	400m	200m								
Section Times	1:06.66 [3] (0:08.16)	0:58.50 [10] (0:11.22)	0:47.28 [9] (0:11.02)	0:36.26 [8] (0:11.54)	0:24.72 [5] (0:12.34)	0:12.38 [6] (0:12.38)								
Average Speed [km/h]	44.2	64.0	65.3	62.9	59.3	58.1								
Top Speed [km/h]	61.2	66.3	66.3	65.7	61.4	58.9								
Avg. Dist. to Rail [m]	3.4	0.5	1.3	1.8	4.9	4.9								
Avg. Stride Freq. [Hz]	2.4	2.5	2.5	2.5	2.4	2.4								
Avg. Stride Length [m]	5.8	7.0	7.1	7.0	6.8	6.6								



- [] Ranking at each section and finish
- .-.- No data available at this section
- NA No data available



Horse/Jockey Name	See for Yourself
Final Rank	4
Fastest Section Time (Section)	0:07.68 (Overall)
Top Speed [km/h] (Section)	67.7 (1000m)
Race State	Finished



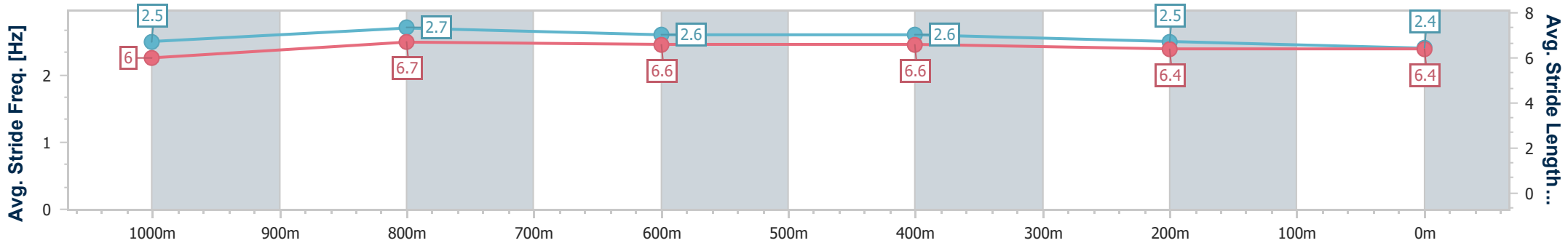
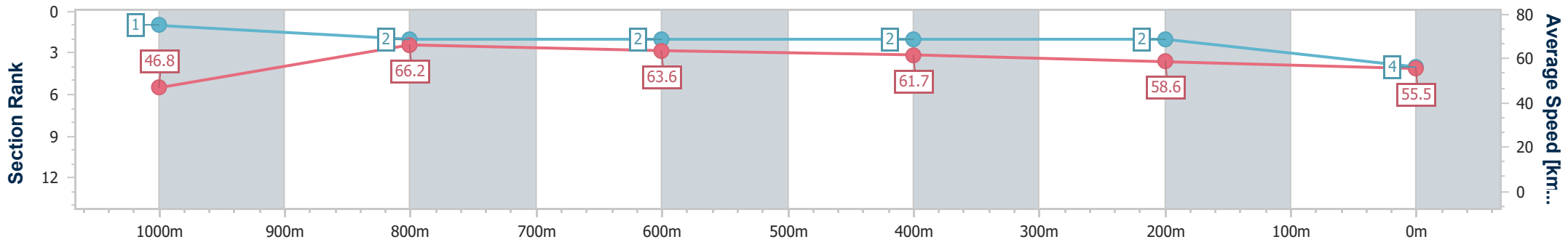
Toowoomba QLD Professional
 Race 2: CARPET ONE TOWOOMBA BENCHMARK 70
 Handicap - 1100m



04 February 2023 - 17:57

Track Rating: Good 4, Weather: Fine, Rail Position: True Entire Course

Section	Overall	1000m	800m	600m	400m	200m
Section Times	1:06.75 [4] (0:07.68)	0:59.07 [1] (0:10.80)	0:48.27 [2] (0:11.30)	0:36.97 [2] (0:11.73)	0:25.24 [2] (0:12.31)	0:12.93 [2] (0:12.93)
Average Speed [km/h]	46.8	66.2	63.6	61.7	58.6	55.5
Top Speed [km/h]	64.4	67.7	66.1	63.2	60.3	57.9
Avg. Dist. to Rail [m]	2.0	1.7	1.2	1.1	0.8	4.1
Avg. Stride Freq. [Hz]	2.5	2.7	2.6	2.6	2.5	2.4
Avg. Stride Length [m]	6.0	6.7	6.6	6.6	6.4	6.4



- [] Ranking at each section and finish
- .-.- No data available at this section
- NA No data available



Horse/Jockey Name	Vast Kama
Final Rank	5
Fastest Section Time (Section)	0:08.00 (Overall)
Top Speed [km/h] (Section)	65.6 (800m)
Race State	Finished



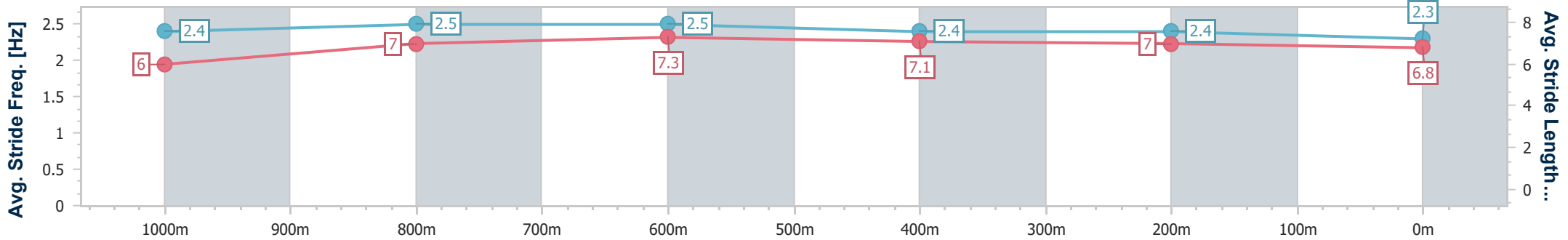
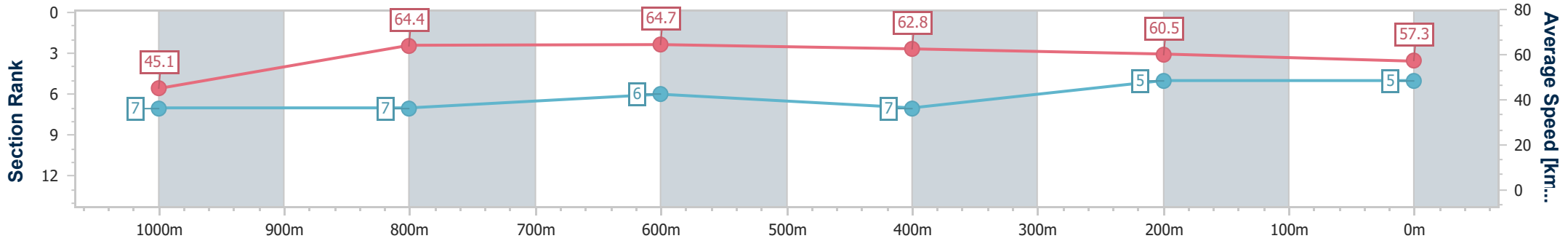
Toowoomba QLD Professional
Race 2: CARPET ONE TOWOOMBA BENCHMARK 70
Handicap - 1100m



04 February 2023 - 17:57

Track Rating: Good 4, Weather: Fine, Rail Position: True Entire Course

Section	Overall	1000m	800m	600m	400m	200m
Section Times	1:06.76 [5] (0:08.00)	0:58.76 [7] (0:11.15)	0:47.61 [7] (0:11.14)	0:36.47 [6] (0:11.76)	0:24.71 [7] (0:12.15)	0:12.56 [5] (0:12.56)
Average Speed [km/h]	45.1	64.4	64.7	62.8	60.5	57.3
Top Speed [km/h]	62.2	65.5	65.6	65.1	61.6	59.4
Avg. Dist. to Rail [m]	5.5	0.9	1.5	4.6	5.8	4.2
Avg. Stride Freq. [Hz]	2.4	2.5	2.5	2.4	2.4	2.3
Avg. Stride Length [m]	6.0	7.0	7.3	7.1	7.0	6.8



- [] Ranking at each section and finish
- .-.- No data available at this section
- NA No data available



Horse/Jockey Name	Winter Rain
Final Rank	6
Fastest Section Time (Section)	0:08.07 (Overall)
Top Speed [km/h] (Section)	66.0 (800m)
Race State	Finished



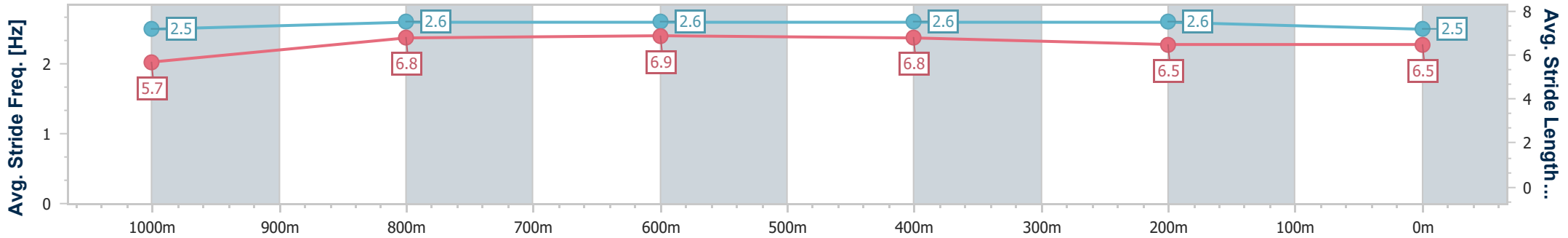
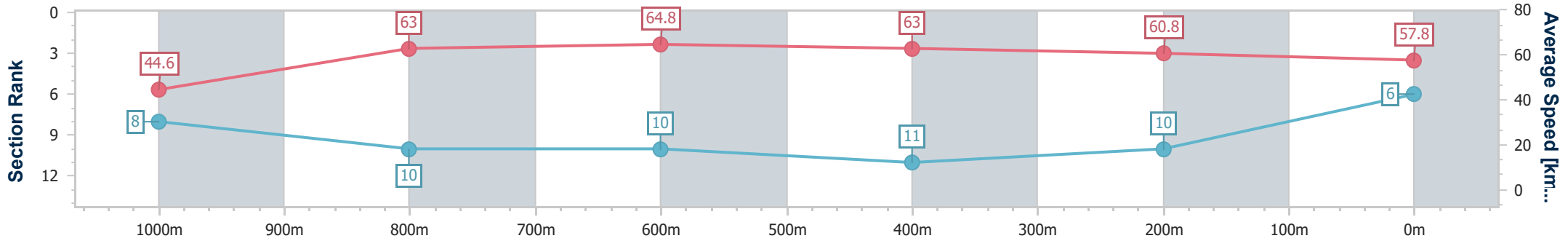
Toowoomba QLD Professional
Race 2: CARPET ONE TOWOOMBA BENCHMARK 70
Handicap - 1100m



04 February 2023 - 17:57

Track Rating: Good 4, Weather: Fine, Rail Position: True Entire Course

Section	Overall	1000m	800m	600m	400m	200m							
Section Times	1:06.95 [6] (0:08.07)	0:58.88 [8] (0:11.53)	0:47.35 [10] (0:11.19)	0:36.16 [10] (0:11.68)	0:24.48 [11] (0:12.05)	0:12.43 [10] (0:12.43)							
Average Speed [km/h]	44.6	63.0	64.8	63.0	60.8	57.8							
Top Speed [km/h]	59.6	65.6	66.0	64.5	62.0	60.3							
Avg. Dist. to Rail [m]	7.9	2.8	2.9	4.4	5.4	7.1							
Avg. Stride Freq. [Hz]	2.5	2.6	2.6	2.6	2.6	2.5							
Avg. Stride Length [m]	5.7	6.8	6.9	6.8	6.5	6.5							



- [] Ranking at each section and finish
- .-.-.- No data available at this section
- NA No data available



Horse/Jockey Name	Xerri
Final Rank	7
Fastest Section Time (Section)	0:07.87 (Overall)
Top Speed [km/h] (Section)	67.1 (1000m)
Race State	Finished



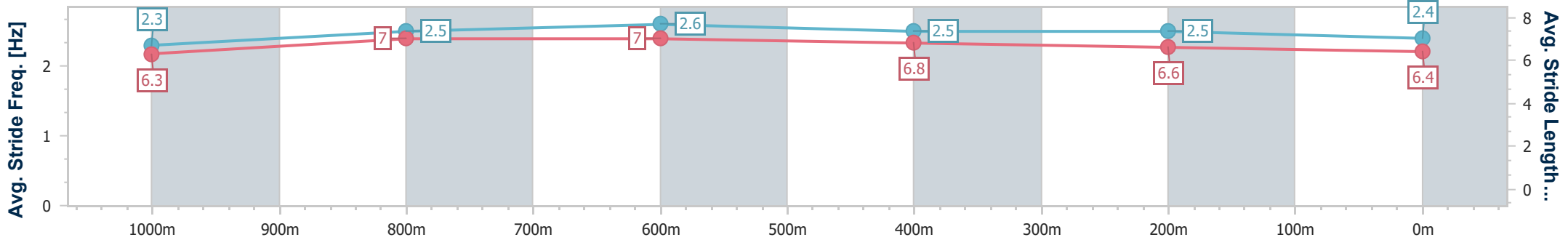
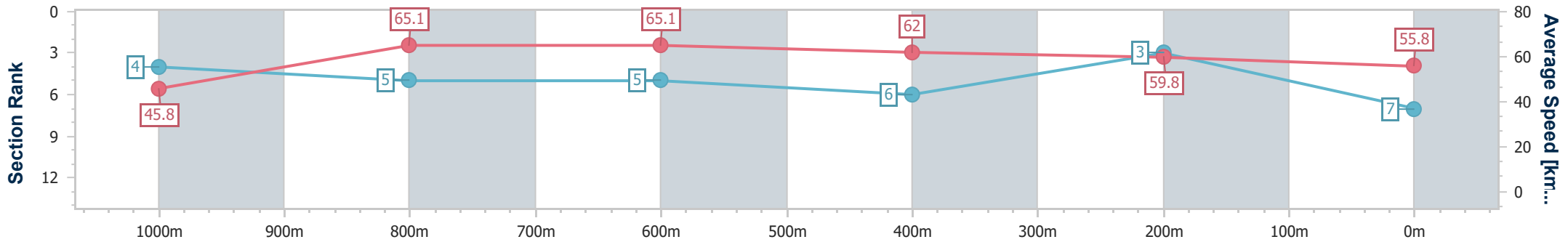
Toowoomba QLD Professional
Race 2: CARPET ONE TOWOOMBA BENCHMARK 70
Handicap - 1100m



04 February 2023 - 17:57

Track Rating: Good 4, Weather: Fine, Rail Position: True Entire Course

Section	Overall	1000m	800m	600m	400m	200m
Section Times	1:07.05 [7] (0:07.87)	0:59.18 [4] (0:11.12)	0:48.06 [5] (0:11.12)	0:36.94 [5] (0:11.84)	0:25.10 [6] (0:12.22)	0:12.88 [3] (0:12.88)
Average Speed [km/h]	45.8	65.1	65.1	62.0	59.8	55.8
Top Speed [km/h]	64.6	67.1	66.1	65.2	60.7	59.3
Avg. Dist. to Rail [m]	9.0	2.7	1.9	3.6	4.4	1.7
Avg. Stride Freq. [Hz]	2.3	2.5	2.6	2.5	2.5	2.4
Avg. Stride Length [m]	6.3	7.0	7.0	6.8	6.6	6.4



- [] Ranking at each section and finish
- .-.- No data available at this section
- NA No data available



Horse/Jockey Name	Gidgee Guy
Final Rank	8
Fastest Section Time (Section)	0:07.89 (Overall)
Top Speed [km/h] (Section)	66.4 (1000m)
Race State	Finished



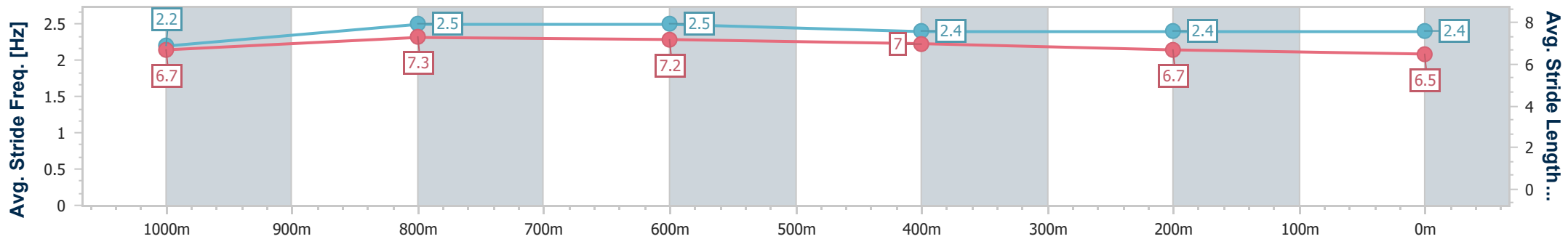
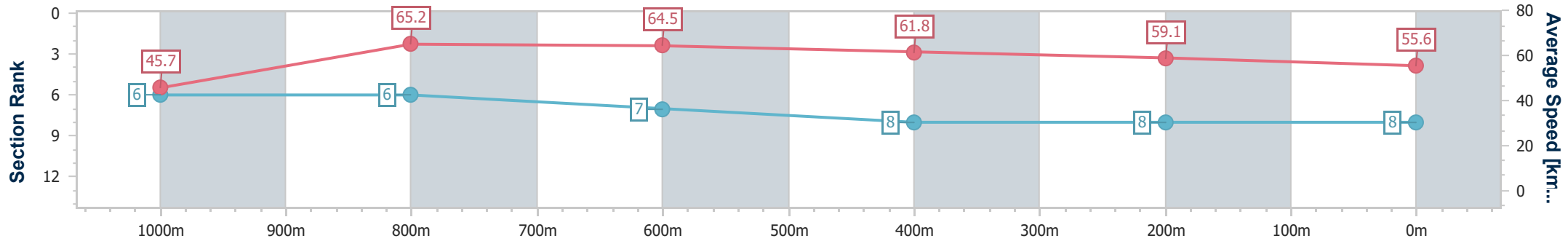
Toowoomba QLD Professional
Race 2: CARPET ONE TOWOOMBA BENCHMARK 70
Handicap - 1100m



04 February 2023 - 17:57

Track Rating: Good 4, Weather: Fine, Rail Position: True Entire Course

Section	Overall	1000m	800m	600m	400m	200m							
Section Times	1:07.12 [8] (0:07.89)	0:59.23 [6] (0:11.10)	0:48.13 [6] (0:11.28)	0:36.85 [7] (0:11.78)	0:25.07 [8] (0:12.18)	0:12.89 [8] (0:12.89)							
Average Speed [km/h]	45.7	65.2	64.5	61.8	59.1	55.6							
Top Speed [km/h]	61.3	66.4	66.1	64.2	60.0	58.9							
Avg. Dist. to Rail [m]	5.0	1.8	2.8	1.9	0.6	0.9							
Avg. Stride Freq. [Hz]	2.2	2.5	2.5	2.4	2.4	2.4							
Avg. Stride Length [m]	6.7	7.3	7.2	7.0	6.7	6.5							



- [] Ranking at each section and finish
- .-.- No data available at this section
- NA No data available



Horse/Jockey Name	Atlantic Way
Final Rank	9
Fastest Section Time (Section)	0:07.87 (Overall)
Top Speed [km/h] (Section)	66.9 (1000m)
Race State	Finished



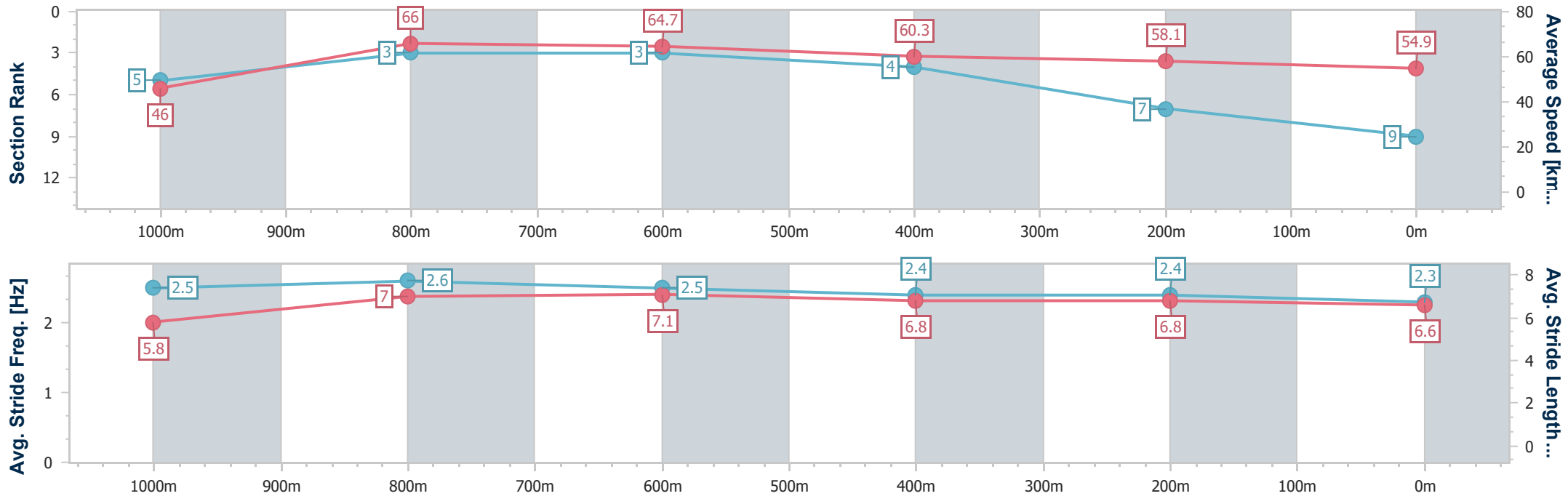
Toowoomba QLD Professional
Race 2: CARPET ONE TOWOOMBA BENCHMARK 70
Handicap - 1100m



04 February 2023 - 17:57

Track Rating: Good 4, Weather: Fine, Rail Position: True Entire Course

Section	Overall	1000m	800m	600m	400m	200m							
Section Times	1:07.27 [9] (0:07.87)	0:59.40 [5] (0:10.85)	0:48.55 [3] (0:11.13)	0:37.42 [3] (0:11.95)	0:25.47 [4] (0:12.37)	0:13.10 [7]							
Average Speed [km/h]	46.0	66.0	64.7	60.3	58.1	54.9							
Top Speed [km/h]	62.7	66.9	66.3	63.0	58.9	56.5							
Avg. Dist. to Rail [m]	4.4	1.0	0.4	0.4	0.8	1.7							
Avg. Stride Freq. [Hz]	2.5	2.6	2.5	2.4	2.4	2.3							
Avg. Stride Length [m]	5.8	7.0	7.1	6.8	6.8	6.6							



- [] Ranking at each section and finish
- .-.- No data available at this section
- NA No data available



Horse/Jockey Name	Forever Volo
Final Rank	10
Fastest Section Time (Section)	0:08.07 (Overall)
Top Speed [km/h] (Section)	66.4 (1000m)
Race State	Finished

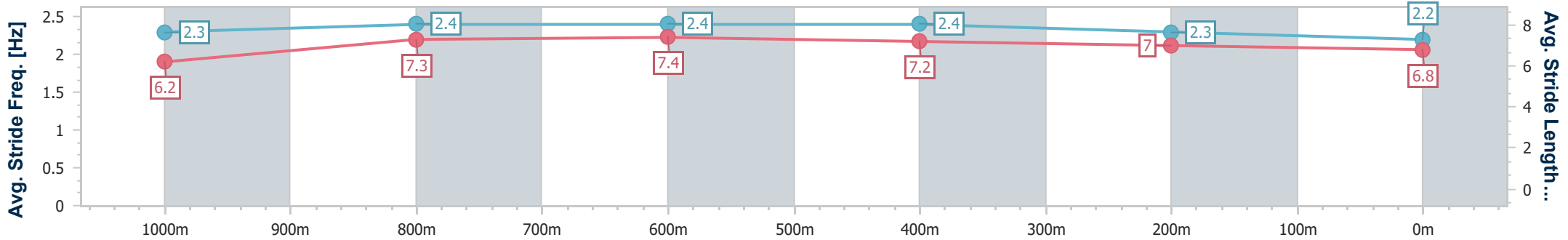
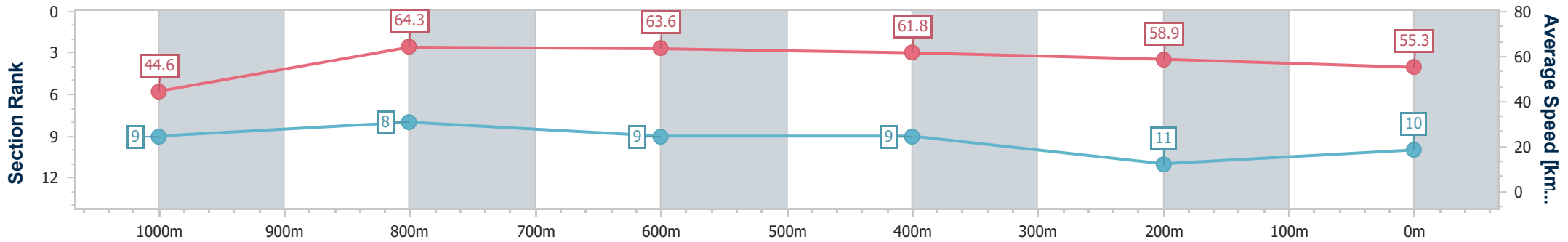


Toowoomba QLD Professional
Race 2: CARPET ONE TOWOOMBA BENCHMARK 70
Handicap - 1100m



04 February 2023 - 17:57
Track Rating: Good 4, Weather: Fine, Rail Position: True Entire Course

Section	Overall	1000m	800m	600m	400m	200m
Section Times	1:07.39 [10] (0:08.07)	0:59.32 [9] (0:11.17)	0:48.15 [8] (0:11.25)	0:36.90 [9] (0:11.68)	0:25.22 [9] (0:12.23)	0:12.99 [11] (0:12.99)
Average Speed [km/h]	44.6	64.3	63.6	61.8	58.9	55.3
Top Speed [km/h]	61.1	66.4	65.9	64.0	61.3	58.1
Avg. Dist. to Rail [m]	1.3	0.4	1.3	0.4	0.6	0.3
Avg. Stride Freq. [Hz]	2.3	2.4	2.4	2.4	2.3	2.2
Avg. Stride Length [m]	6.2	7.3	7.4	7.2	7.0	6.8



- [] Ranking at each section and finish
- .-.- No data available at this section
- NA No data available



Horse/Jockey Name	Single Dizire
Final Rank	11
Fastest Section Time (Section)	0:07.69 (Overall)
Top Speed [km/h] (Section)	69.4 (1000m)
Race State	Finished



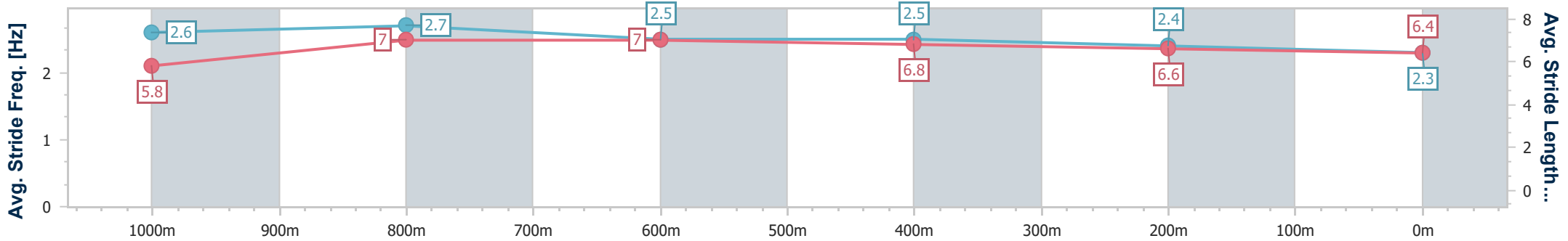
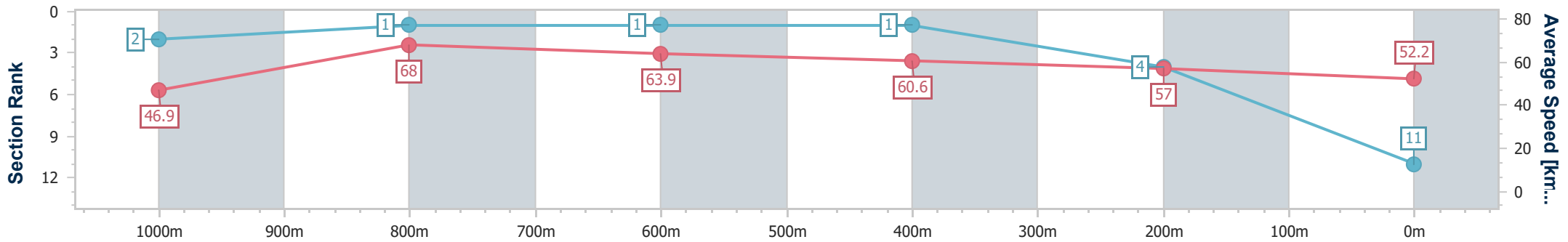
Toowoomba QLD Professional
Race 2: CARPET ONE TOWOOMBA BENCHMARK 70
Handicap - 1100m



04 February 2023 - 17:57

Track Rating: Good 4, Weather: Fine, Rail Position: True Entire Course

Section	Overall	1000m	800m	600m	400m	200m
Section Times	1:07.91 [11] (0:07.69)	1:00.22 [2] (0:10.53)	0:49.69 [1] (0:11.25)	0:38.44 [1] (0:11.98)	0:26.46 [1] (0:12.70)	0:13.76 [4] (0:13.76)
Average Speed [km/h]	46.9	68.0	63.9	60.6	57.0	52.2
Top Speed [km/h]	64.9	69.4	66.4	62.9	59.8	54.8
Avg. Dist. to Rail [m]	3.0	1.2	1.1	1.6	1.3	1.6
Avg. Stride Freq. [Hz]	2.6	2.7	2.5	2.5	2.4	2.3
Avg. Stride Length [m]	5.8	7.0	7.0	6.8	6.6	6.4



- [] Ranking at each section and finish
- .-.- No data available at this section
- NA No data available