



Eagle Farm QLD Professional

Race 7: LADBROKES MARKET CONTROL BENCHMARK 68 Handicap - 1840m

08 February 2023 - 16:34



BRISBANE
RACING CLUB

Track Rating: Good 4, Weather: Fine, Rail Position: +8m Entire

Section		Overall	1600m	1400m	1200m	1000m	800m	600m	Last 600m				
Field Times		1:51.88 (0:16.31)	1:35.57 (0:11.32)	1:24.25 (0:11.40)	1:12.85 (0:11.71)	1:01.14 (0:12.05)	0:49.09 (0:12.27)	0:36.82 (0:12.33)	0:36.82				
Rank	TAB Horse/Jockey	Barrier	Top Speed [km/h]	Fastest Section	Distance Travelled [m]								
1	5 WARP SPEED Michael Cahill	3	63.9 1600m	0:11.51 1600m	1:51.88 [1] (0:16.58)	1:35.30 [4] (0:11.51)	1:23.79 [6] (0:11.55)	1:12.24 [6] (0:11.78)	1:00.46 [6] (0:12.01)	0:48.45 [6] (0:12.32)	0:36.13 [5] (0:12.00)	0:36.13	
2	11 KOPANGI Ryan Maloney	4	64.0 1600m	0:11.65 1600m	1:52.02 [2] (0:17.18)	1:34.84 [10] (0:11.65)	1:23.19 [10] (0:11.70)	1:11.49 [11] (0:11.78)	0:59.71 [11] (0:11.94)	0:47.77 [10] (0:12.10)	0:35.67 [11] (0:11.95)	0:35.67	-11
3	4 RUBY'S LAD Justin Stanley	2	63.0 1400m	0:11.55 1600m	1:52.03 [3] (0:16.92)	1:35.11 [8] (0:11.55)	1:23.56 [8] (0:11.60)	1:11.96 [8] (0:11.79)	1:00.17 [8] (0:11.99)	0:48.18 [8] (0:12.15)	0:36.03 [8] (0:12.01)	0:36.03	-7
4	6 TWO SMOKIN BARRELS Ryan Wiggins	14	64.3 Overall	0:11.57 1400m	1:52.08 [4] (0:16.76)	1:35.32 [7] (0:11.59)	1:23.73 [7] (0:11.57)	1:12.16 [7] (0:11.73)	1:00.43 [7] (0:12.08)	0:48.35 [7] (0:12.22)	0:36.13 [7] (0:11.96)	0:36.13	+1
5	12 NAUGHTY HARRY Ben Thompson	12	63.4 400m	0:11.60 1600m	1:52.94 [5] (0:17.54)	1:35.40 [12] (0:11.60)	1:23.80 [12] (0:11.63)	1:12.17 [12] (0:11.71)	1:00.46 [12] (0:11.79)	0:48.67 [11] (0:12.12)	0:36.55 [12] (0:11.95)	0:36.55	+0
6	9 PEEKAYS LEGACY Angela Jones	1	64.1 1400m	0:11.44 1600m	1:52.96 [6] (0:16.60)	1:36.36 [6] (0:11.44)	1:24.92 [5] (0:11.48)	1:13.44 [5] (0:11.80)	1:01.64 [5] (0:12.09)	0:49.55 [5] (0:12.36)	0:37.19 [6] (0:12.19)	0:37.19	-7
7	14 I PONDER Larry Cassidy	11	63.3 1400m	0:11.55 1400m	1:53.12 [7] (0:17.26)	1:35.86 [11] (0:11.69)	1:24.17 [11] (0:11.55)	1:12.62 [10] (0:11.75)	1:00.87 [10] (0:12.02)	0:48.85 [12] (0:12.08)	0:36.77 [10] (0:12.15)	0:36.77	+0
8	2 HOLSTEIN Brodie Loy	7	64.8 1600m	0:11.37 1400m	1:53.48 [8] (0:16.32)	1:37.16 [2] (0:11.42)	1:25.74 [2] (0:11.37)	1:14.37 [2] (0:11.63)	1:02.74 [1] (0:12.05)	0:50.69 [1] (0:12.27)	0:38.42 [1] (0:12.33)	0:38.42	-6
9	7 SIR WILLIAM BRUCE James Orman	8	64.8 Overall	0:11.47 1600m	1:53.56 [9] (0:16.36)	1:37.20 [3] (0:11.47)	1:25.73 [4] (0:11.55)	1:14.18 [4] (0:11.69)	1:02.49 [4] (0:12.10)	0:50.39 [4] (0:12.27)	0:38.12 [3] (0:12.19)	0:38.12	-3
10	8 AUSBRED COOEE Taylor Marshall	10	64.9 1600m	0:11.24 1600m	1:54.60 [10] (0:16.59)	1:38.01 [5] (0:11.24)	1:26.77 [3] (0:11.40)	1:15.37 [3] (0:11.77)	1:03.60 [3] (0:12.07)	0:51.53 [3] (0:12.39)	0:39.14 [4] (0:12.40)	0:39.14	+0

Scratched: Kureder (#13), General Dubai (#1)

[] Ranking at each section and finish
 -:-:- No data available at this section
 NA No data available

SCN Saddle cloth number
 DNF Did not finish
 DNT Did not track



Eagle Farm QLD Professional
Race 7: LADBROKES MARKET CONTROL BENCHMARK 68 Handicap - 1840m
08 February 2023 - 16:34



Track Rating: Good 4, Weather: Fine, Rail Position: +8m Entire

Section	Overall	1600m	1400m	1200m	1000m	800m	600m	Last 600m
Field Times	1:51.88 (0:16.31)	1:35.57 (0:11.32)	1:24.25 (0:11.40)	1:12.85 (0:11.71)	1:01.14 (0:12.05)	0:49.09 (0:12.27)	0:36.82 (0:12.33)	0:36.82

Rank	TAB	Horse/Jockey	Barrier	Top Speed [km/h]	Fastest Section	Overall	1600m	1400m	1200m	1000m	800m	600m	Last 600m	Distance Travelled [m]
11	10	VYNER Jaden Lloyd	9	65.4	0:11.32	1:54.81 [11] (0:16.31)	1:38.50 [1] (0:11.32)	1:27.18 [1] (0:11.40)	1:15.78 [1] (0:11.73)	1:04.05 [2] (0:12.13)	0:51.92 [2] (0:12.41)	0:39.51 [2] (0:12.32)	0:39.51	+1
12	3	CONTRITION Andrew Mallyon	5	63.2	0:11.59	1:54.87 [12] (0:16.98)	1:37.89 [9] (0:11.62)	1:26.27 [9] (0:11.59)	1:14.68 [9] (0:11.74)	1:02.94 [9] (0:12.10)	0:50.84 [9] (0:12.19)	0:38.65 [9] (0:12.22)	0:38.65	+1

Scratched: Kureder (#13), General Dubai (#1)

[] Ranking at each section and finish
 -:-:-:- No data available at this section
 NA No data available

SCN Saddle cloth number
 DNF Did not finish
 DNT Did not track



Eagle Farm QLD Professional

Race 7: LADBROKES MARKET CONTROL BENCHMARK 68 Handicap - 1840m

08 February 2023 - 16:34



BRISBANE
RACING CLUB

Track Rating: Good 4, Weather: Fine, Rail Position: +8m Entire

Section				400m	200m			Last 600m
Field Times				0:24.49 (0:12.11)	0:12.38 (0:12.38)			0:36.82
Rank	TAB Horse/Jockey	Barrier	Top Speed [km/h]	Fastest Section	Margin		Distance Travelled [m]	
1	5 WARP SPEED Michael Cahill	3	63.9 1600m	0:11.51 1600m	0:24.13 [4] (0:11.75)	0:12.38 [1] (0:12.38)	1:51.88	0:36.13
2	11 KOPANGI Ryan Maloney	4	64.0 1600m	0:11.65 1600m	0:23.72 [9] (0:11.70)	0:12.02 [5] (0:12.02)	0.8L	0:35.67 -11
3	4 RUBY'S LAD Justin Stanley	2	63.0 1400m	0:11.55 1600m	0:24.02 [8] (0:11.87)	0:12.15 [3] (0:12.15)	0L	0:36.03 -7
4	6 TWO SMOKIN BARRELS Ryan Wiggins	14	64.3 Overall	0:11.57 1400m	0:24.17 [6] (0:11.74)	0:12.43 [2] (0:12.43)	0.3L	0:36.13 +1
5	12 NAUGHTY HARRY Ben Thompson	12	63.4 400m	0:11.60 1600m	0:24.60 [10] (0:11.96)	0:12.64 [8] (0:12.64)	5.1L	0:36.55 +0
6	9 PEEKAYS LEGACY Angela Jones	1	64.1 1400m	0:11.44 1600m	0:25.00 [7] (0:12.20)	0:12.80 [6] (0:12.80)	0L	0:37.19 -7
7	14 I PONDER Larry Cassidy	11	63.3 1400m	0:11.55 1400m	0:24.62 [12] (0:12.03)	0:12.59 [11] (0:12.59)	0.9L	0:36.77 +0
8	2 HOLSTEIN Brodie Loy	7	64.8 1600m	0:11.37 1400m	0:26.09 [1] (0:12.57)	0:13.52 [4] (0:13.52)	2.1L	0:38.42 -6
9	7 SIR WILLIAM BRUCE James Orman	8	64.8 Overall	0:11.47 1600m	0:25.93 [3] (0:12.58)	0:13.35 [7] (0:13.35)	0.5L	0:38.12 -3
10	8 AUSBRED COOEE Taylor Marshall	10	64.9 1600m	0:11.24 1600m	0:26.74 [5] (0:12.53)	0:14.21 [10] (0:14.21)	6.1L	0:39.14 +0

Scratched: Kureder (#13), General Dubai (#1)

[] Ranking at each section and finish
 -:-:- No data available at this section
 NA No data available

SCN Saddle cloth number
 DNF Did not finish
 DNT Did not track



Eagle Farm QLD Professional
Race 7: LADBROKES MARKET CONTROL BENCHMARK 68 Handicap - 1840m

08 February 2023 - 16:34



BRISBANE
RACING CLUB

Track Rating: Good 4, Weather: Fine, Rail Position: +8m Entire

Section			400m	200m			Last 600m			
Field Times			0:24.49 (0:12.11)	0:12.38 (0:12.38)			0:36.82			
Rank	TAB	Horse/Jockey	Barrier	Top Speed [km/h]	Fastest Section	Margin	Distance Travelled [m]			
11	10	VYNER	9	65.4	0:11.32	0:27.19 [2]	0:14.45 [9]	1.3L	0:39.51	+1
		Jaden Lloyd		Overall	1600m	(0:12.74)	(0:14.45)			
12	3	CONTRITION	5	63.2	0:11.59	0:26.43 [11]	0:14.15 [12]	0.4L	0:38.65	+1
		Andrew Mallyon		1400m	1400m	(0:12.28)	(0:14.15)			

Scratched: Kureder (#13), General Dubai (#1)

[] Ranking at each section and finish
 -:-:-:- No data available at this section
 NA No data available

SCN Saddle cloth number
 DNF Did not finish
 DNT Did not track



Horse/Jockey Name	Warp Speed
Final Rank	1
Fastest Section Time (Section)	0:11.51 (1600m)
Top Speed [km/h] (Section)	63.9 (1600m)
Race State	Finished

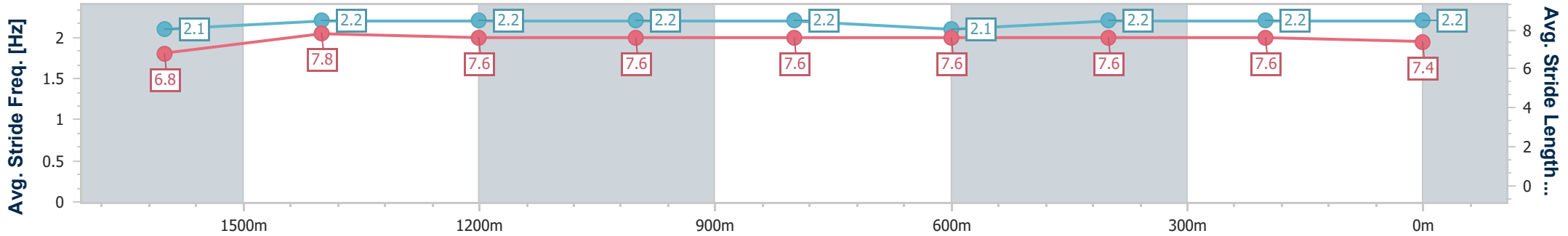
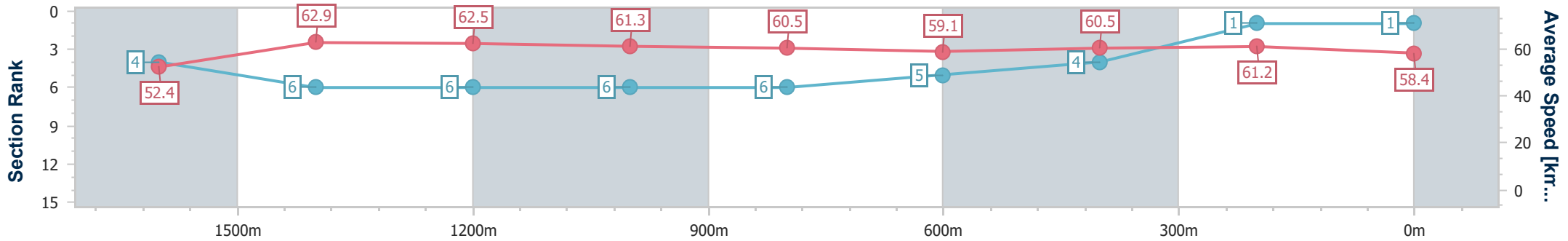


Eagle Farm QLD Professional
 Race 7: LADBROKES MARKET CONTROL BENCHMARK 68
 Handicap - 1840m
 08 February 2023 - 16:34
 Track Rating: Good 4, Weather: Fine, Rail Position: +8m Entire



BRISBANE
 RACING CLUB

Section	Overall	1600m	1400m	1200m	1000m	800m	600m	400m	200m
Section Times	1:51.88 [1] (0:16.58)	1:35.30 [4] (0:11.51)	1:23.79 [6] (0:11.55)	1:12.24 [6] (0:11.78)	1:00.46 [6] (0:12.01)	0:48.45 [6] (0:12.32)	0:36.13 [5] (0:12.00)	0:24.13 [4] (0:11.75)	0:12.38 [1] (0:12.38)
Average Speed [km/h]	52.4	62.9	62.5	61.3	60.5	59.1	60.5	61.2	58.4
Top Speed [km/h]	62.3	63.9	63.9	62.5	61.1	60.8	61.3	61.9	60.6
Avg. Dist. to Rail [m]	2.2	2.1	2.5	2.6	2.1	2.0	1.8	3.3	3.0
Avg. Stride Freq. [Hz]	2.1	2.2	2.2	2.2	2.2	2.1	2.2	2.2	2.2
Avg. Stride Length [m]	6.8	7.8	7.6	7.6	7.6	7.6	7.6	7.6	7.4



- [] Ranking at each section and finish
- .-.- No data available at this section
- NA No data available



Horse/Jockey Name	Kopangi
Final Rank	2
Fastest Section Time (Section)	0:11.65 (1600m)
Top Speed [km/h] (Section)	64.0 (1600m)
Race State	Finished

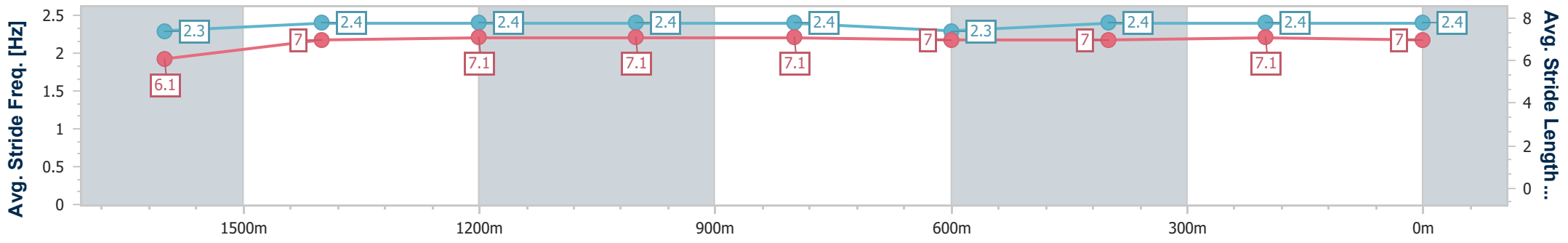
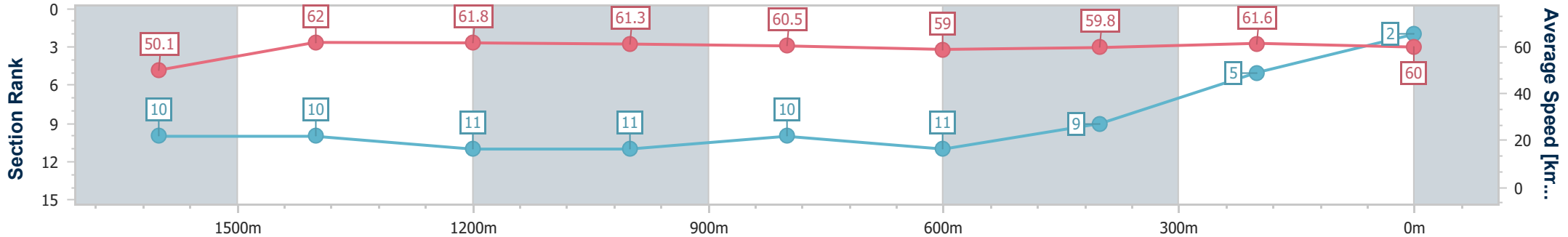


Eagle Farm QLD Professional
 Race 7: LADBROKES MARKET CONTROL BENCHMARK 68
 Handicap - 1840m
 08 February 2023 - 16:34
 Track Rating: Good 4, Weather: Fine, Rail Position: +8m Entire



BRISBANE
 RACING CLUB

Section	Overall	1600m	1400m	1200m	1000m	800m	600m	400m	200m			
Section Times	1:52.02 [2] (0:17.18)	1:34.84 [10] (0:11.65)	1:23.19 [10] (0:11.70)	1:11.49 [11] (0:11.78)	0:59.71 [11] (0:11.94)	0:47.77 [10] (0:12.10)	0:35.67 [11] (0:11.95)	0:23.72 [9] (0:11.70)	0:12.02 [5] (0:12.02)			
Average Speed [km/h]	50.1	62.0	61.8	61.3	60.5	59.0	59.8	61.6	60.0			
Top Speed [km/h]	62.8	64.0	64.0	62.5	62.0	60.7	61.4	62.7	61.3			
Avg. Dist. to Rail [m]	2.3	1.2	2.4	2.2	0.7	1.2	1.4	4.1	7.0			
Avg. Stride Freq. [Hz]	2.3	2.4	2.4	2.4	2.4	2.3	2.4	2.4	2.4			
Avg. Stride Length [m]	6.1	7.0	7.1	7.1	7.1	7.0	7.0	7.1	7.0			



- [] Ranking at each section and finish
- .-.- No data available at this section
- NA No data available



Horse/Jockey Name	Ruby's Lad
Final Rank	3
Fastest Section Time (Section)	0:11.55 (1600m)
Top Speed [km/h] (Section)	63.0 (1400m)
Race State	Finished

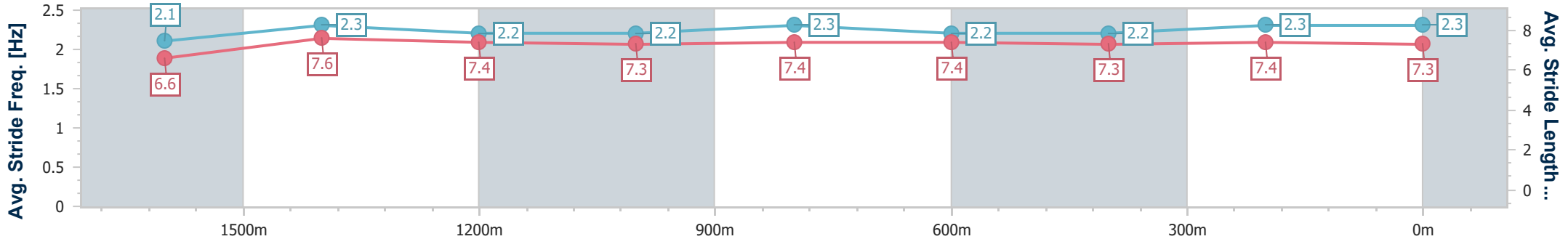
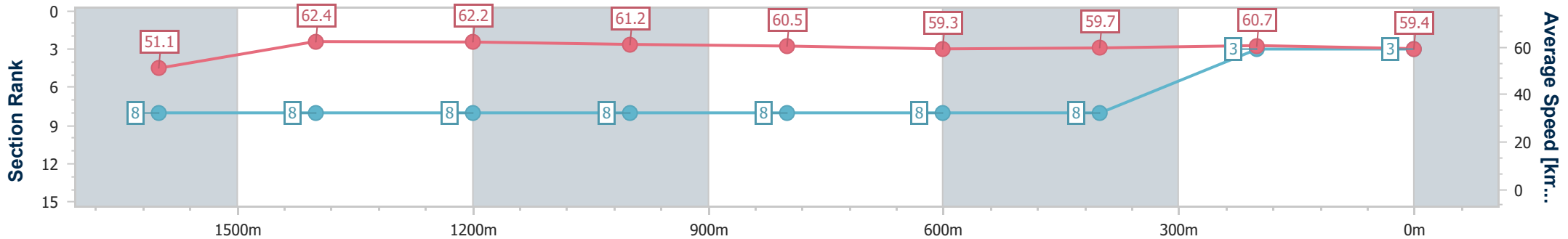


Eagle Farm QLD Professional
 Race 7: LADBROKES MARKET CONTROL BENCHMARK 68
 Handicap - 1840m
 08 February 2023 - 16:34
 Track Rating: Good 4, Weather: Fine, Rail Position: +8m Entire



BRISBANE
 RACING CLUB

Section	Overall	1600m	1400m	1200m	1000m	800m	600m	400m	200m
Section Times	1:52.03 [3] (0:16.92)	1:35.11 [8] (0:11.55)	1:23.56 [8] (0:11.60)	1:11.96 [8] (0:11.79)	1:00.17 [8] (0:11.99)	0:48.18 [8] (0:12.15)	0:36.03 [8] (0:12.01)	0:24.02 [8] (0:11.87)	0:12.15 [3] (0:12.15)
Average Speed [km/h]	51.1	62.4	62.2	61.2	60.5	59.3	59.7	60.7	59.4
Top Speed [km/h]	62.8	63.0	63.0	61.7	61.6	60.0	60.2	61.3	60.2
Avg. Dist. to Rail [m]	1.4	0.9	1.7	1.8	1.6	0.6	1.1	4.1	5.9
Avg. Stride Freq. [Hz]	2.1	2.3	2.2	2.2	2.3	2.2	2.2	2.3	2.3
Avg. Stride Length [m]	6.6	7.6	7.4	7.3	7.4	7.4	7.3	7.4	7.3



- [] Ranking at each section and finish
- .-.- No data available at this section
- NA No data available



Horse/Jockey Name	Two Smokin Barrels
Final Rank	4
Fastest Section Time (Section)	0:11.57 (1400m)
Top Speed [km/h] (Section)	64.3 (Overall)
Race State	Finished

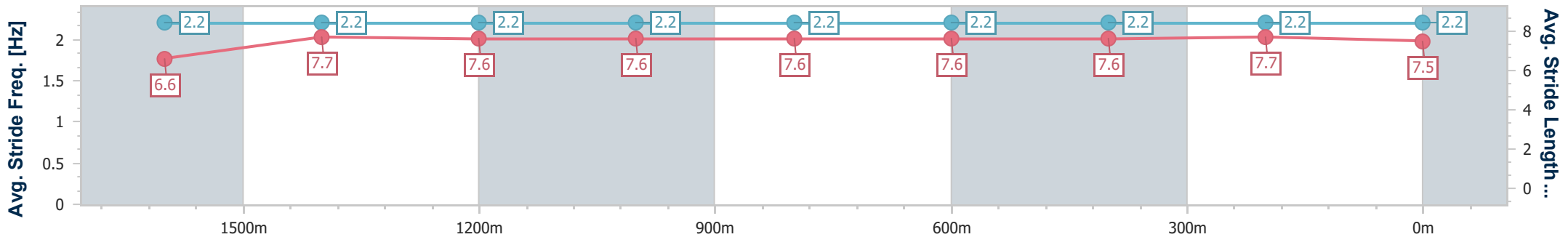
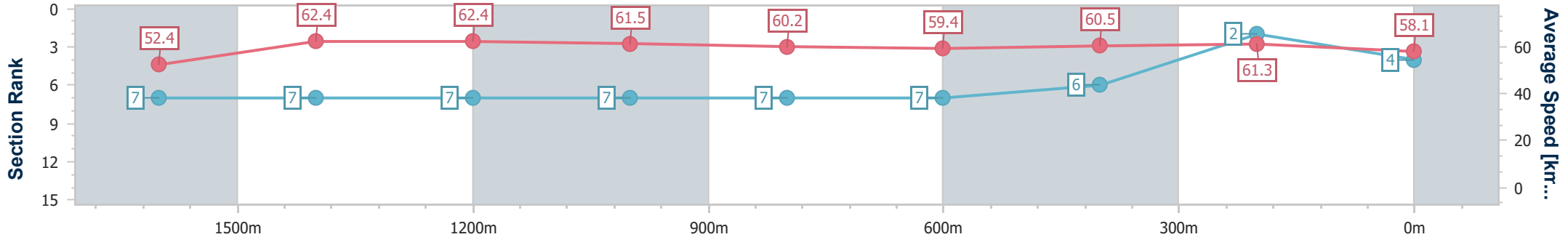


Eagle Farm QLD Professional
 Race 7: LADBROKES MARKET CONTROL BENCHMARK 68
 Handicap - 1840m
 08 February 2023 - 16:34
 Track Rating: Good 4, Weather: Fine, Rail Position: +8m Entire



BRISBANE
RACING CLUB

Section	Overall	1600m	1400m	1200m	1000m	800m	600m	400m	200m
Section Times	1:52.08 [4] (0:16.76)	1:35.32 [7] (0:11.59)	1:23.73 [7] (0:11.57)	1:12.16 [7] (0:11.73)	1:00.43 [7] (0:12.08)	0:48.35 [7] (0:12.22)	0:36.13 [7] (0:11.96)	0:24.17 [6] (0:11.74)	0:12.43 [2] (0:12.43)
Average Speed [km/h]	52.4	62.4	62.4	61.5	60.2	59.4	60.5	61.3	58.1
Top Speed [km/h]	64.3	63.0	64.1	62.3	60.8	61.1	61.6	61.8	59.7
Avg. Dist. to Rail [m]	6.6	1.9	2.6	2.6	2.1	1.8	1.1	4.3	4.5
Avg. Stride Freq. [Hz]	2.2	2.2	2.2	2.2	2.2	2.2	2.2	2.2	2.2
Avg. Stride Length [m]	6.6	7.7	7.6	7.6	7.6	7.6	7.6	7.7	7.5



- [] Ranking at each section and finish
- .-.- No data available at this section
- NA No data available



Horse/Jockey Name	Naughty Harry
Final Rank	5
Fastest Section Time (Section)	0:11.60 (1600m)
Top Speed [km/h] (Section)	63.4 (400m)
Race State	Finished

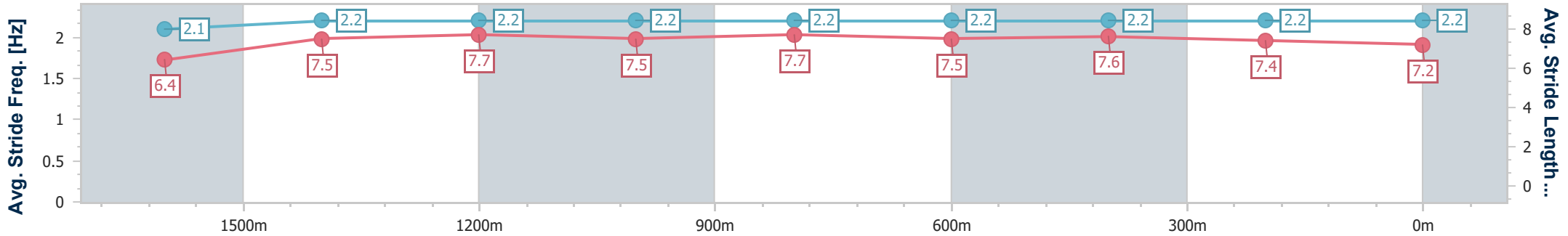
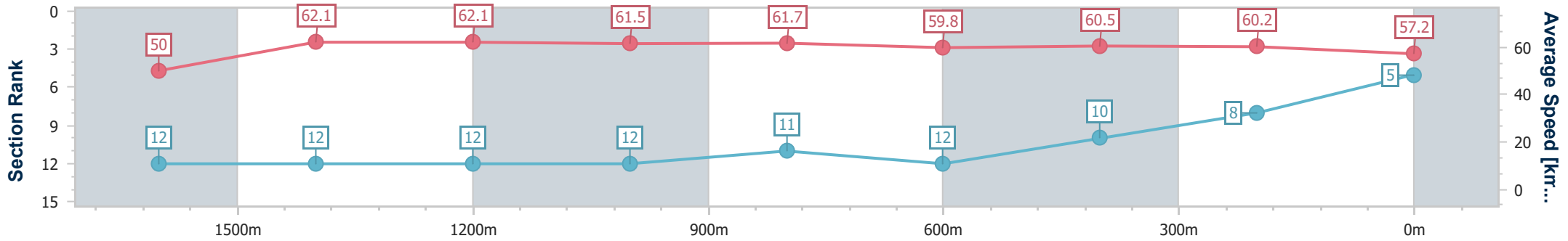


Eagle Farm QLD Professional
 Race 7: LADBROKES MARKET CONTROL BENCHMARK 68
 Handicap - 1840m
 08 February 2023 - 16:34
 Track Rating: Good 4, Weather: Fine, Rail Position: +8m Entire



BRISBANE
 RACING CLUB

Section	Overall	1600m	1400m	1200m	1000m	800m	600m	400m	200m
Section Times	1:52.94 [5] (0:17.54)	1:35.40 [12] (0:11.60)	1:23.80 [12] (0:11.63)	1:12.17 [12] (0:11.71)	1:00.46 [12] (0:11.79)	0:48.67 [11] (0:12.12)	0:36.55 [12] (0:11.95)	0:24.60 [10] (0:11.96)	0:12.64 [8] (0:12.64)
Average Speed [km/h]	50.0	62.1	62.1	61.5	61.7	59.8	60.5	60.2	57.2
Top Speed [km/h]	61.1	63.2	62.8	62.0	62.0	60.8	63.2	63.4	57.4
Avg. Dist. to Rail [m]	6.4	0.7	1.1	1.9	1.8	1.8	0.8	0.4	1.6
Avg. Stride Freq. [Hz]	2.1	2.2	2.2	2.2	2.2	2.2	2.2	2.2	2.2
Avg. Stride Length [m]	6.4	7.5	7.7	7.5	7.7	7.5	7.6	7.4	7.2



- [] Ranking at each section and finish
- .-.- No data available at this section
- NA No data available



Horse/Jockey Name	Peekays Legacy
Final Rank	6
Fastest Section Time (Section)	0:11.44 (1600m)
Top Speed [km/h] (Section)	64.1 (1400m)
Race State	Finished

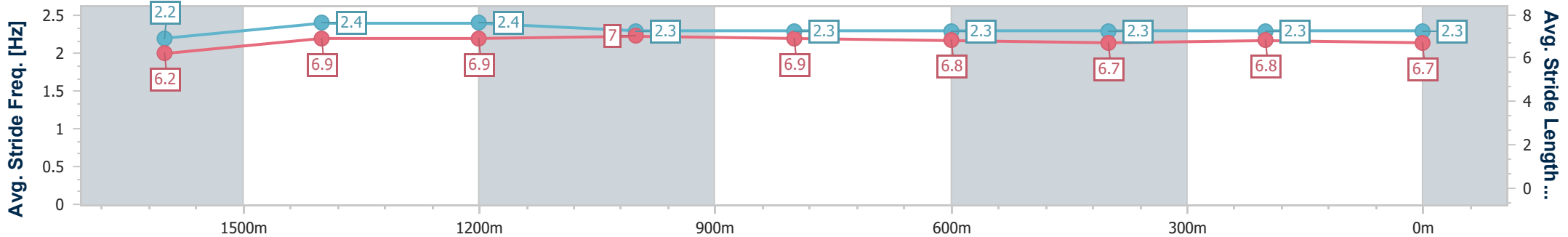
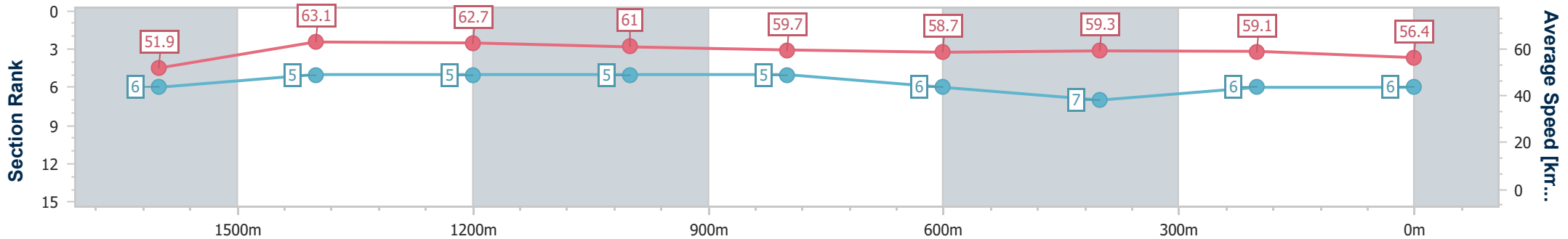


Eagle Farm QLD Professional
 Race 7: LADBROKES MARKET CONTROL BENCHMARK 68
 Handicap - 1840m
 08 February 2023 - 16:34
 Track Rating: Good 4, Weather: Fine, Rail Position: +8m Entire



BRISBANE
 RACING CLUB

Section	Overall	1600m	1400m	1200m	1000m	800m	600m	400m	200m
Section Times	1:52.96 [6] (0:16.60)	1:36.36 [6] (0:11.44)	1:24.92 [5] (0:11.48)	1:13.44 [5] (0:11.80)	1:01.64 [5] (0:12.09)	0:49.55 [5] (0:12.36)	0:37.19 [6] (0:12.19)	0:25.00 [7] (0:12.20)	0:12.80 [6] (0:12.80)
Average Speed [km/h]	51.9	63.1	62.7	61.0	59.7	58.7	59.3	59.1	56.4
Top Speed [km/h]	62.3	64.0	64.1	61.8	60.3	59.9	60.6	60.8	56.7
Avg. Dist. to Rail [m]	1.3	0.2	0.3	0.5	0.9	1.2	1.0	0.5	1.7
Avg. Stride Freq. [Hz]	2.2	2.4	2.4	2.3	2.3	2.3	2.3	2.3	2.3
Avg. Stride Length [m]	6.2	6.9	6.9	7.0	6.9	6.8	6.7	6.8	6.7



- [] Ranking at each section and finish
- .-.- No data available at this section
- NA No data available



Horse/Jockey Name	I Ponder
Final Rank	7
Fastest Section Time (Section)	0:11.55 (1400m)
Top Speed [km/h] (Section)	63.3 (1400m)
Race State	Finished

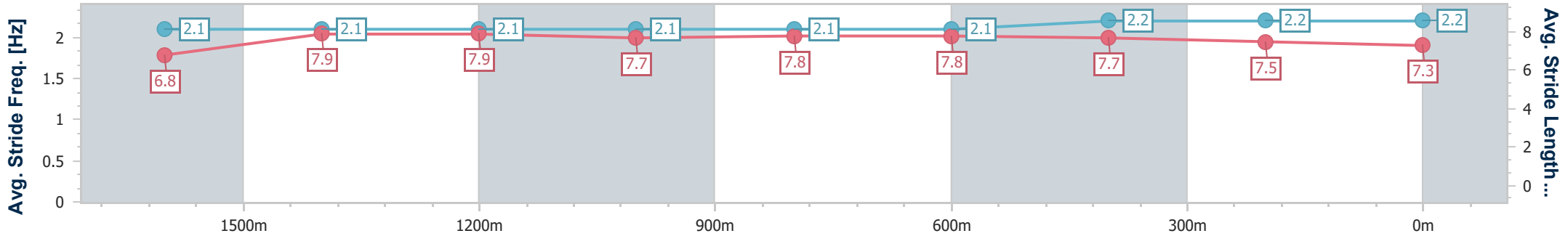
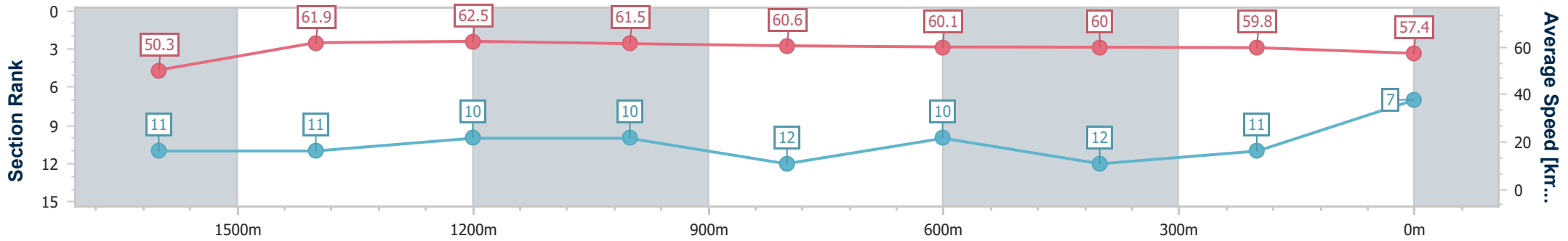


Eagle Farm QLD Professional
 Race 7: LADBROKES MARKET CONTROL BENCHMARK 68
 Handicap - 1840m
 08 February 2023 - 16:34
 Track Rating: Good 4, Weather: Fine, Rail Position: +8m Entire



BRISBANE
 RACING CLUB

Section	Overall	1600m	1400m	1200m	1000m	800m	600m	400m	200m
Section Times	1:53.12 [7] (0:17.26)	1:35.86 [11] (0:11.69)	1:24.17 [11] (0:11.55)	1:12.62 [10] (0:11.75)	1:00.87 [10] (0:12.02)	0:48.85 [12] (0:12.08)	0:36.77 [10] (0:12.15)	0:24.62 [12] (0:12.03)	0:12.59 [11] (0:12.59)
Average Speed [km/h]	50.3	61.9	62.5	61.5	60.6	60.1	60.0	59.8	57.4
Top Speed [km/h]	63.0	62.9	63.3	61.9	61.3	60.5	60.4	60.3	58.9
Avg. Dist. to Rail [m]	4.6	1.4	2.0	2.9	2.5	2.0	2.3	5.9	5.2
Avg. Stride Freq. [Hz]	2.1	2.1	2.1	2.1	2.1	2.1	2.2	2.2	2.2
Avg. Stride Length [m]	6.8	7.9	7.9	7.7	7.8	7.8	7.7	7.5	7.3



- [] Ranking at each section and finish
- .-.- No data available at this section
- NA No data available



Horse/Jockey Name	Holstein
Final Rank	8
Fastest Section Time (Section)	0:11.37 (1400m)
Top Speed [km/h] (Section)	64.8 (1600m)
Race State	Finished

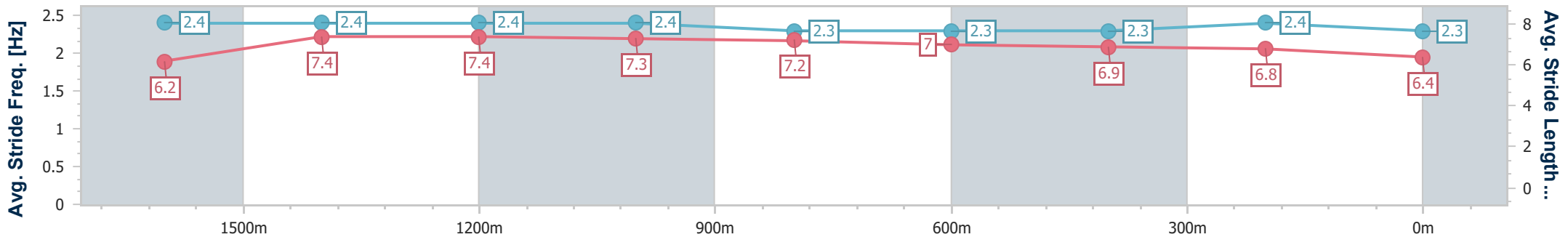
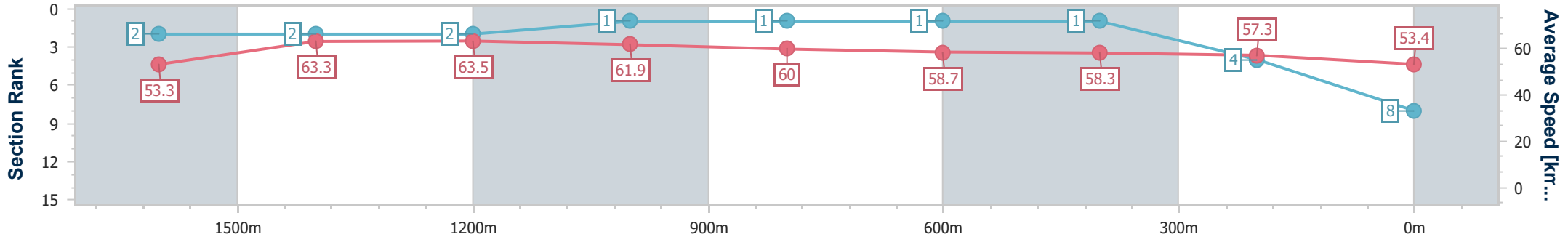


Eagle Farm QLD Professional
 Race 7: LADBROKES MARKET CONTROL BENCHMARK 68
 Handicap - 1840m
 08 February 2023 - 16:34
 Track Rating: Good 4, Weather: Fine, Rail Position: +8m Entire



BRISBANE
 RACING CLUB

Section	Overall	1600m	1400m	1200m	1000m	800m	600m	400m	200m
Section Times	1:53.48 [8] (0:16.32)	1:37.16 [2] (0:11.42)	1:25.74 [2] (0:11.37)	1:14.37 [2] (0:11.63)	1:02.74 [1] (0:12.05)	0:50.69 [1] (0:12.27)	0:38.42 [1] (0:12.33)	0:26.09 [1] (0:12.57)	0:13.52 [4] (0:13.52)
Average Speed [km/h]	53.3	63.3	63.5	61.9	60.0	58.7	58.3	57.3	53.4
Top Speed [km/h]	64.3	64.8	64.4	63.3	61.1	60.0	59.1	59.2	56.0
Avg. Dist. to Rail [m]	3.9	1.4	1.6	1.2	0.7	0.2	0.5	0.3	0.2
Avg. Stride Freq. [Hz]	2.4	2.4	2.4	2.4	2.3	2.3	2.3	2.4	2.3
Avg. Stride Length [m]	6.2	7.4	7.4	7.3	7.2	7.0	6.9	6.8	6.4



- [] Ranking at each section and finish
- .-.- No data available at this section
- NA No data available



Horse/Jockey Name	Sir William Bruce
Final Rank	9
Fastest Section Time (Section)	0:11.47 (1600m)
Top Speed [km/h] (Section)	64.8 (Overall)
Race State	Finished

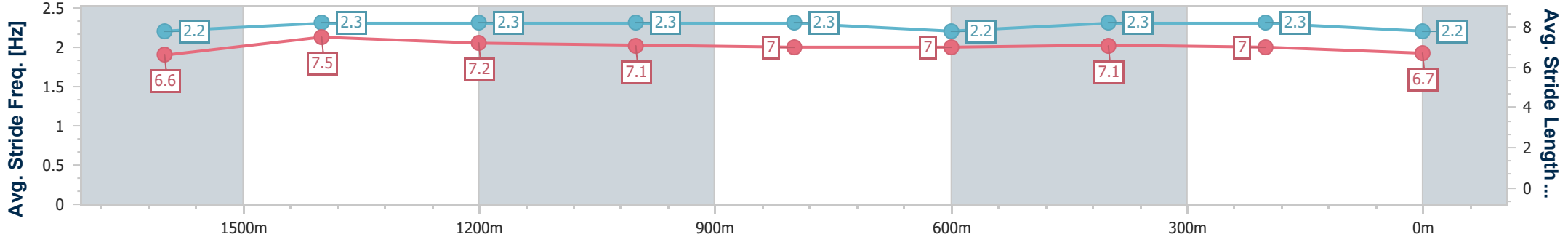
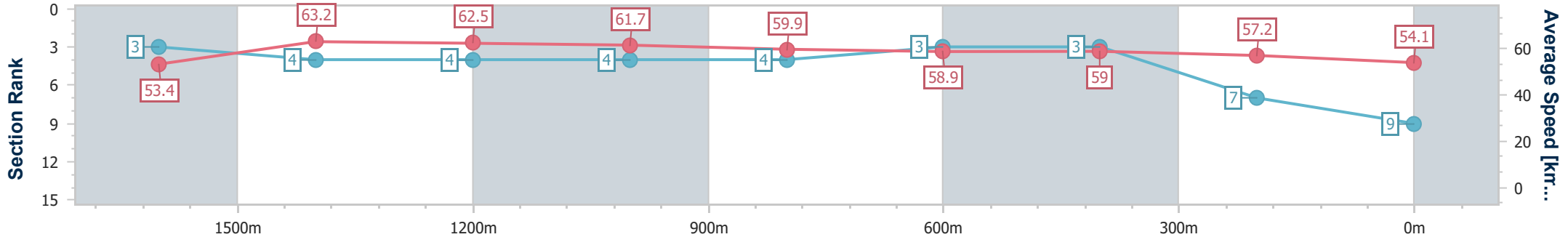


Eagle Farm QLD Professional
 Race 7: LADBROKES MARKET CONTROL BENCHMARK 68
 Handicap - 1840m
 08 February 2023 - 16:34
 Track Rating: Good 4, Weather: Fine, Rail Position: +8m Entire



BRISBANE
 RACING CLUB

Section	Overall	1600m	1400m	1200m	1000m	800m	600m	400m	200m
Section Times	1:53.56 [9] (0:16.36)	1:37.20 [3] (0:11.47)	1:25.73 [4] (0:11.55)	1:14.18 [4] (0:11.69)	1:02.49 [4] (0:12.10)	0:50.39 [4] (0:12.27)	0:38.12 [3] (0:12.19)	0:25.93 [3] (0:12.58)	0:13.35 [7] (0:13.35)
Average Speed [km/h]	53.4	63.2	62.5	61.7	59.9	58.9	59.0	57.2	54.1
Top Speed [km/h]	64.8	63.8	63.7	62.5	60.4	60.0	59.9	59.0	55.7
Avg. Dist. to Rail [m]	4.8	1.9	2.5	1.8	1.4	0.6	0.3	1.4	3.4
Avg. Stride Freq. [Hz]	2.2	2.3	2.3	2.3	2.3	2.2	2.3	2.3	2.2
Avg. Stride Length [m]	6.6	7.5	7.2	7.1	7.0	7.0	7.1	7.0	6.7



- [] Ranking at each section and finish
- .-.- No data available at this section
- NA No data available



Horse/Jockey Name	Ausbred Cooee
Final Rank	10
Fastest Section Time (Section)	0:11.24 (1600m)
Top Speed [km/h] (Section)	64.9 (1600m)
Race State	Finished

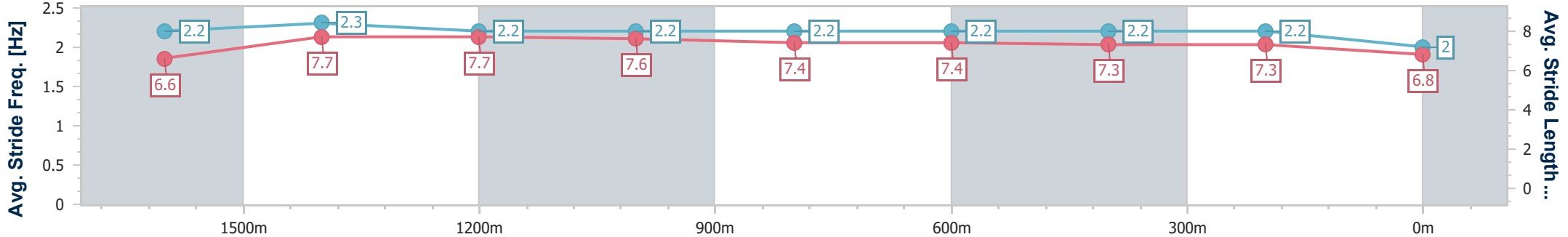
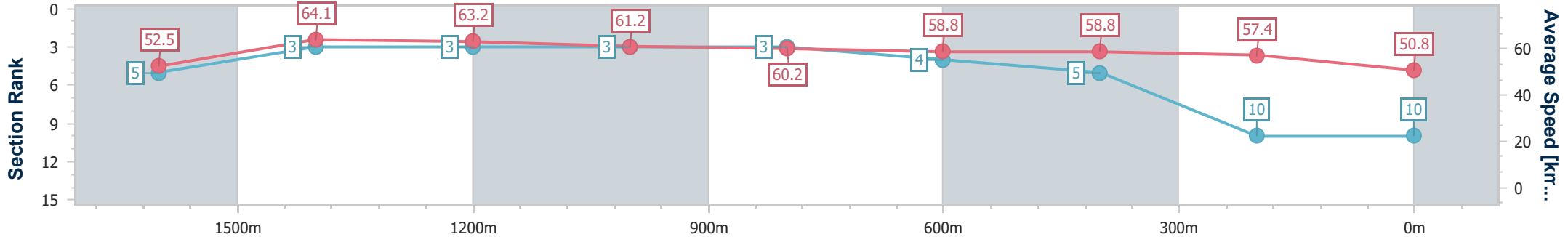


Eagle Farm QLD Professional
 Race 7: LADBROKES MARKET CONTROL BENCHMARK 68
 Handicap - 1840m
 08 February 2023 - 16:34
 Track Rating: Good 4, Weather: Fine, Rail Position: +8m Entire



BRISBANE
 RACING CLUB

Section	Overall	1600m	1400m	1200m	1000m	800m	600m	400m	200m
Section Times	1:54.60 [10] (0:16.59)	1:38.01 [5] (0:11.24)	1:26.77 [3] (0:11.40)	1:15.37 [3] (0:11.77)	1:03.60 [3] (0:12.07)	0:51.53 [3] (0:12.39)	0:39.14 [4] (0:12.40)	0:26.74 [5] (0:12.53)	0:14.21 [10] (0:14.21)
Average Speed [km/h]	52.5	64.1	63.2	61.2	60.2	58.8	58.8	57.4	50.8
Top Speed [km/h]	64.7	64.9	64.1	61.9	60.9	60.4	59.6	58.8	55.3
Avg. Dist. to Rail [m]	4.8	0.2	0.8	0.9	2.0	2.8	2.6	4.5	5.6
Avg. Stride Freq. [Hz]	2.2	2.3	2.2	2.2	2.2	2.2	2.2	2.2	2.0
Avg. Stride Length [m]	6.6	7.7	7.7	7.6	7.4	7.4	7.3	7.3	6.8



- [] Ranking at each section and finish
- .-.- No data available at this section
- NA No data available



Horse/Jockey Name	Vyner
Final Rank	11
Fastest Section Time (Section)	0:11.32 (1600m)
Top Speed [km/h] (Section)	65.4 (Overall)
Race State	Finished

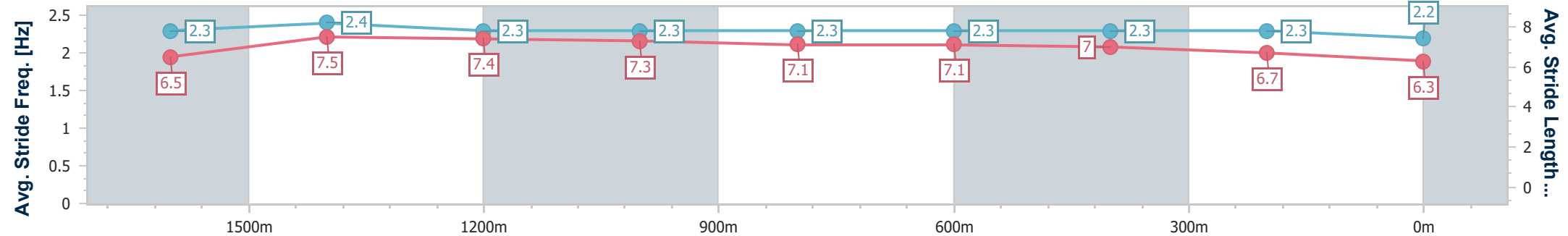
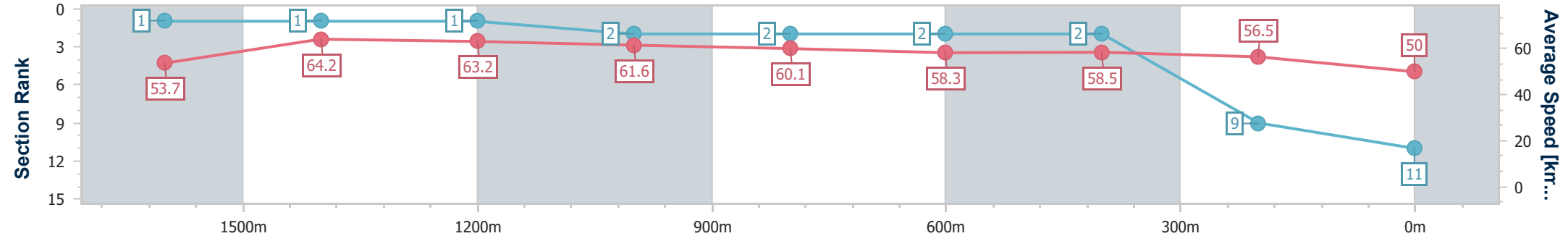


Eagle Farm QLD Professional
 Race 7: LADBROKES MARKET CONTROL BENCHMARK 68
 Handicap - 1840m
 08 February 2023 - 16:34
 Track Rating: Good 4, Weather: Fine, Rail Position: +8m Entire



BRISBANE
 RACING CLUB

Section	Overall	1600m	1400m	1200m	1000m	800m	600m	400m	200m
Section Times	1:54.81 [11] (0:16.31)	1:38.50 [1] (0:11.32)	1:27.18 [1] (0:11.40)	1:15.78 [1] (0:11.73)	1:04.05 [2] (0:12.13)	0:51.92 [2] (0:12.41)	0:39.51 [2] (0:12.32)	0:27.19 [2] (0:12.74)	0:14.45 [9] (0:14.45)
Average Speed [km/h]	53.7	64.2	63.2	61.6	60.1	58.3	58.5	56.5	50.0
Top Speed [km/h]	65.4	65.4	64.5	62.3	60.8	59.4	59.3	59.1	53.3
Avg. Dist. to Rail [m]	5.5	2.4	2.7	2.6	2.4	1.4	0.3	2.2	2.9
Avg. Stride Freq. [Hz]	2.3	2.4	2.3	2.3	2.3	2.3	2.3	2.3	2.2
Avg. Stride Length [m]	6.5	7.5	7.4	7.3	7.1	7.1	7.0	6.7	6.3



- [] Ranking at each section and finish
- .-.- No data available at this section
- NA No data available



Horse/Jockey Name	Contribution
Final Rank	12
Fastest Section Time (Section)	0:11.59 (1400m)
Top Speed [km/h] (Section)	63.2 (1400m)
Race State	Finished

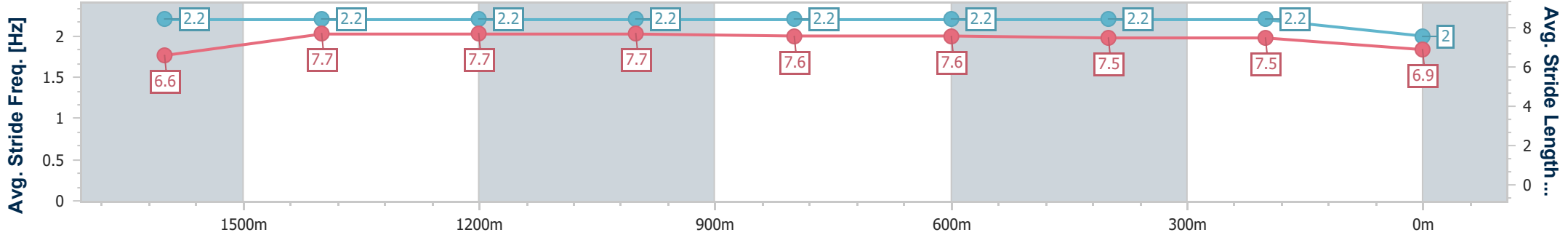
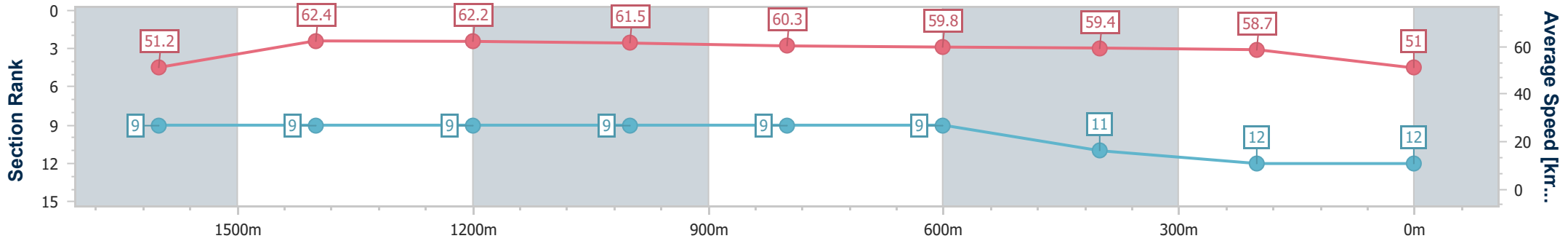


Eagle Farm QLD Professional
 Race 7: LADBROKES MARKET CONTROL BENCHMARK 68
 Handicap - 1840m
 08 February 2023 - 16:34
 Track Rating: Good 4, Weather: Fine, Rail Position: +8m Entire



BRISBANE
 RACING CLUB

Section	Overall	1600m	1400m	1200m	1000m	800m	600m	400m	200m
Section Times	1:54.87 [12] (0:16.98)	1:37.89 [9] (0:11.62)	1:26.27 [9] (0:11.59)	1:14.68 [9] (0:11.74)	1:02.94 [9] (0:12.10)	0:50.84 [9] (0:12.19)	0:38.65 [9] (0:12.22)	0:26.43 [11] (0:12.28)	0:14.15 [12] (0:14.15)
Average Speed [km/h]	51.2	62.4	62.2	61.5	60.3	59.8	59.4	58.7	51.0
Top Speed [km/h]	62.4	63.2	63.2	62.2	61.1	61.1	60.0	60.2	55.8
Avg. Dist. to Rail [m]	3.4	2.3	2.3	2.6	2.7	2.7	1.9	4.3	4.9
Avg. Stride Freq. [Hz]	2.2	2.2	2.2	2.2	2.2	2.2	2.2	2.2	2.0
Avg. Stride Length [m]	6.6	7.7	7.7	7.7	7.6	7.6	7.5	7.5	6.9



- [] Ranking at each section and finish
- .-.- No data available at this section
- NA No data available