



# Doomben QLD Professional

## Race 7: LADBROKES SAME RACE MULTI BENCHMARK 75 Handicap - 1110m

11 February 2023 - 16:32



BRISBANE  
RACING CLUB

Track Rating: Good 4, Weather: Fine, Rail Position: True Entire

Section												Last 600m	
Field Times		Overall	1000m	800m	600m	400m	200m						0:33.51
		1:03.36 (0:08.37)	0:54.99 (0:10.52)	0:44.47 (0:10.96)	0:33.51 (0:11.24)	0:22.27 (0:10.81)	0:11.46 (0:11.46)						
Rank	TAB Horse/Jockey	Barrier	Top Speed [km/h]	Fastest Section								Margin	Distance Travelled [m]
1	15 DEEPOUR Elione Chaves	4	67.5 800m	0:08.80 Overall	1:03.36 [1] (0:08.80)	0:54.56 [7] (0:10.92)	0:43.64 [9] (0:10.87)	0:32.77 [9] (0:11.02)	0:21.75 [9] (0:10.82)	0:10.93 [8] (0:10.93)	1:03.36	0:32.77	
2	5 QUEEN BELLISSIMO James Orman	7	70.0 1000m	0:08.37 Overall	1:03.50 [2] (0:08.37)	0:55.13 [1] (0:10.52)	0:44.61 [1] (0:10.96)	0:33.65 [1] (0:11.24)	0:22.41 [2] (0:10.81)	0:11.60 [1] (0:11.60)	0.8L	0:33.65	+0
3	7 MAXIMUM OUTPUT Tiffani Brooker	1	68.4 1000m	0:08.40 Overall	1:03.64 [3] (0:08.40)	0:55.24 [2] (0:10.87)	0:44.37 [3] (0:10.88)	0:33.49 [3] (0:11.01)	0:22.48 [3] (0:10.83)	0:11.65 [2] (0:11.65)	1.63L	0:33.49	+0
4	16 BARISTASISTA Samantha Collett	5	68.4 800m	0:08.55 Overall	1:03.66 [4] (0:08.55)	0:55.11 [4] (0:10.90)	0:44.21 [5] (0:10.85)	0:33.36 [5] (0:10.93)	0:22.43 [5] (0:11.01)	0:11.42 [6] (0:11.42)	1.75L	0:33.36	+2
5	3 HIGH COST Marnu Potgieter	11	69.2 1000m	0:08.64 Overall	1:03.76 [5] (0:08.64)	0:55.12 [5] (0:10.80)	0:44.32 [4] (0:10.78)	0:33.54 [4] (0:11.03)	0:22.51 [4] (0:10.99)	0:11.52 [4] (0:11.52)	2.33L	0:33.54	+6
6	1 LET'S PARTY MARTY Yvette Lewis	10	68.0 1000m	0:08.87 Overall	1:04.14 [6] (0:08.87)	0:55.27 [8] (0:10.78)	0:44.49 [8] (0:10.83)	0:33.66 [7] (0:10.97)	0:22.69 [7] (0:10.95)	0:11.74 [5] (0:11.74)	4.58L	0:33.66	+5
7	6 LIZA WITH A ZEE Angela Jones	3	69.4 1000m	0:08.84 Overall	1:04.15 [7] (0:08.84)	0:55.31 [9] (0:10.68)	0:44.63 [6] (0:10.85)	0:33.78 [6] (0:10.98)	0:22.80 [6] (0:10.99)	0:11.81 [7] (0:11.81)	4.66L	0:33.78	+1
8	12 ADONISEA Taylor Marshall	13	67.7 800m	0:08.95 Overall	1:04.23 [8] (0:08.95)	0:55.28 [10] (0:11.12)	0:44.16 [10] (0:10.72)	0:33.44 [10] (0:10.95)	0:22.49 [10] (0:10.90)	0:11.59 [9] (0:11.59)	5.08L	0:33.44	+0
9	4 PRINCESS BOJACK Isabella Rabjones	2	68.9 1000m	0:08.48 Overall	1:04.24 [9] (0:08.48)	0:55.76 [3] (0:10.75)	0:45.01 [2] (0:10.89)	0:34.12 [2] (0:11.15)	0:22.97 [1] (0:11.06)	0:11.91 [3] (0:11.91)	5.16L	0:34.12	+1
10	10 ZINGALONG Tegan Harrison	12	69.2 1000m	0:08.72 Overall	1:05.44 [10] (0:08.72)	0:56.72 [6] (0:10.80)	0:45.92 [7] (0:10.91)	0:35.01 [8] (0:11.07)	0:23.94 [8] (0:11.28)	0:12.66 [10] (0:12.66)	12.24L	0:35.01	+8

Scratched: Alpha Go (#13), Mort Doyle (#2), Beau Ideal (#9), Dark Horse (#14), Groovin' The Moo (#17), Coco Rox (#8), I Promise You (#11)



Horse/Jockey Name	Deepour
Final Rank	1
Fastest Section Time (Section)	0:08.80 (Overall)
Top Speed [km/h] (Section)	67.5 (800m)
Race State	Finished

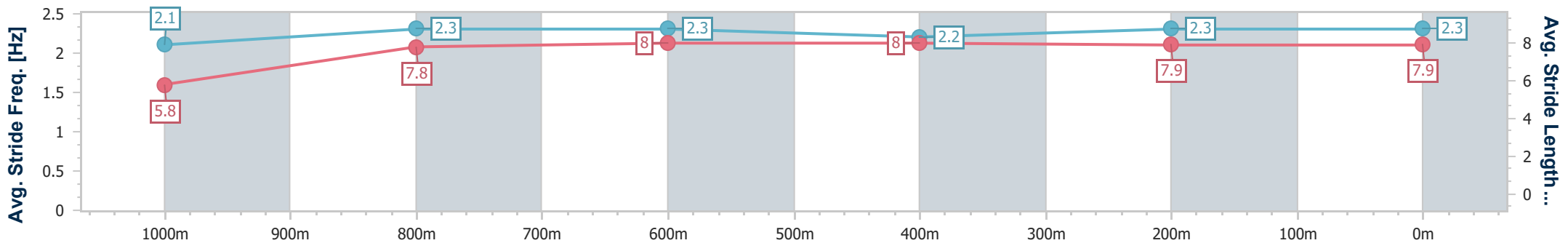
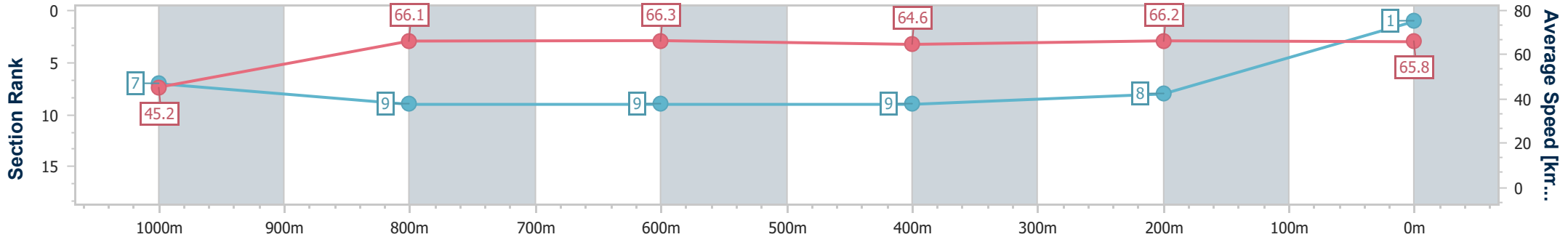


**Doomben QLD Professional**  
**Race 7: LADBROKES SAME RACE MULTI BENCHMARK 75**  
**Handicap - 1110m**  
**11 February 2023 - 16:32**  
**Track Rating: Good 4, Weather: Fine, Rail Position: True Entire**



**BRISBANE**  
**RACING CLUB**

Section	Overall	1000m	800m	600m	400m	200m
Section Times	1:03.36 [1] (0:08.80)	0:54.56 [7] (0:10.92)	0:43.64 [9] (0:10.87)	0:32.77 [9] (0:11.02)	0:21.75 [9] (0:10.82)	0:10.93 [8] (0:10.93)
Average Speed [km/h]	45.2	66.1	66.3	64.6	66.2	65.8
Top Speed [km/h]	63.1	67.4	67.5	66.9	67.1	67.0
Avg. Dist. to Rail [m]	4.4	1.7	0.4	1.9	2.1	3.6
Avg. Stride Freq. [Hz]	2.1	2.3	2.3	2.2	2.3	2.3
Avg. Stride Length [m]	5.8	7.8	8.0	8.0	7.9	7.9



- [ ] Ranking at each section and finish
- .-.- No data available at this section
- NA No data available



Horse/Jockey Name	Queen Bellissimo
Final Rank	2
Fastest Section Time (Section)	0:08.37 (Overall)
Top Speed [km/h] (Section)	70.0 (1000m)
Race State	Finished

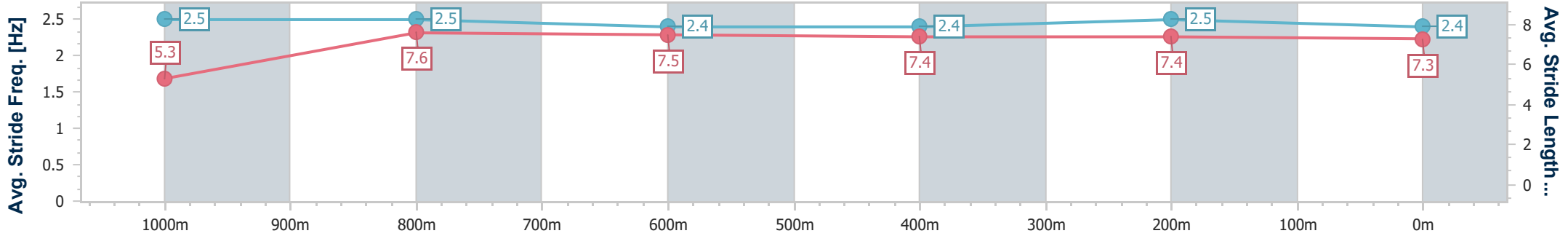
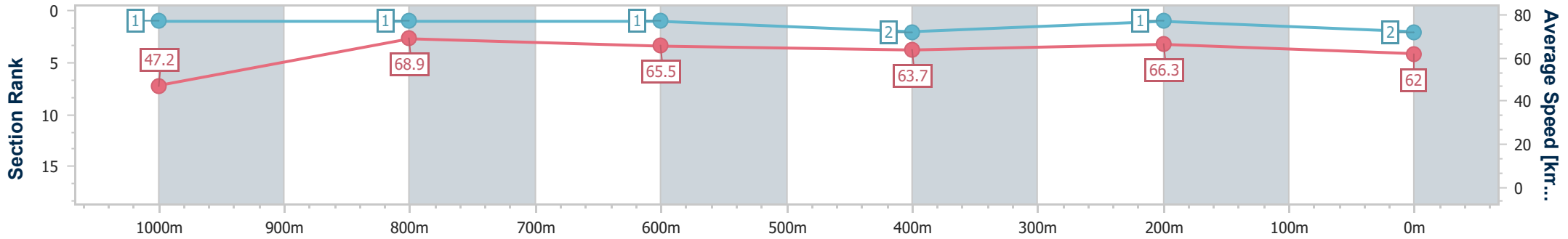


**Doomben QLD Professional**  
**Race 7: LADBROKES SAME RACE MULTI BENCHMARK 75**  
**Handicap - 1110m**  
**11 February 2023 - 16:32**  
**Track Rating: Good 4, Weather: Fine, Rail Position: True Entire**



**BRISBANE**  
**RACING CLUB**

Section	Overall	1000m	800m	600m	400m	200m
Section Times	1:03.50 [2] (0:08.37)	0:55.13 [1] (0:10.52)	0:44.61 [1] (0:10.96)	0:33.65 [1] (0:11.24)	0:22.41 [2] (0:10.81)	0:11.60 [1] (0:11.60)
Average Speed [km/h]	47.2	68.9	65.5	63.7	66.3	62.0
Top Speed [km/h]	66.5	70.0	68.3	65.5	67.8	65.4
Avg. Dist. to Rail [m]	6.2	3.1	0.7	0.9	2.8	3.1
Avg. Stride Freq. [Hz]	2.5	2.5	2.4	2.4	2.5	2.4
Avg. Stride Length [m]	5.3	7.6	7.5	7.4	7.4	7.3



- [ ] Ranking at each section and finish
- .-.- No data available at this section
- NA No data available



Horse/Jockey Name	Maximum Output
Final Rank	3
Fastest Section Time (Section)	0:08.40 (Overall)
Top Speed [km/h] (Section)	68.4 (1000m)
Race State	Finished

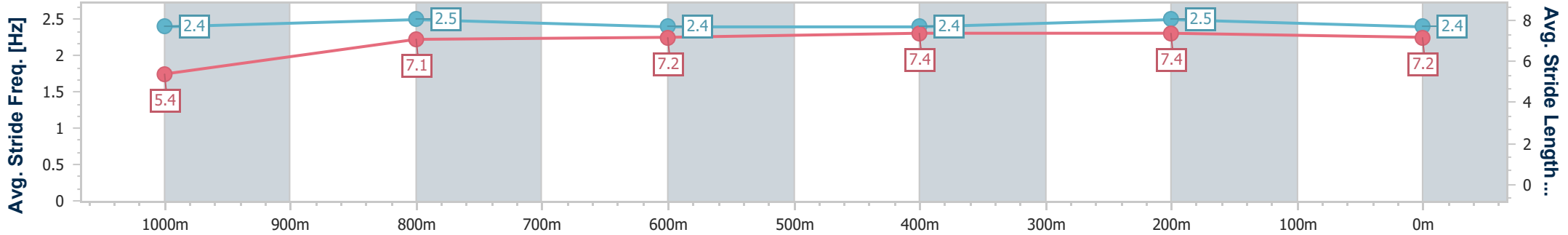
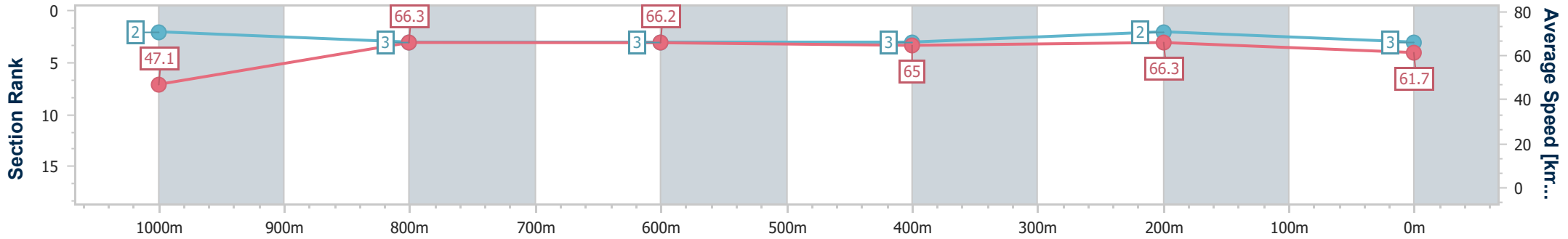


**Doomben QLD Professional**  
**Race 7: LADBROKES SAME RACE MULTI BENCHMARK 75**  
**Handicap - 1110m**  
**11 February 2023 - 16:32**  
**Track Rating: Good 4, Weather: Fine, Rail Position: True Entire**



**BRISBANE**  
**RACING CLUB**

Section	Overall	1000m	800m	600m	400m	200m
Section Times	1:03.64 [3] (0:08.40)	0:55.24 [2] (0:10.87)	0:44.37 [3] (0:10.88)	0:33.49 [3] (0:11.01)	0:22.48 [3] (0:10.83)	0:11.65 [2] (0:11.65)
Average Speed [km/h]	47.1	66.3	66.2	65.0	66.3	61.7
Top Speed [km/h]	65.6	68.4	66.8	66.9	67.5	65.0
Avg. Dist. to Rail [m]	2.0	1.0	0.1	0.9	1.0	0.5
Avg. Stride Freq. [Hz]	2.4	2.5	2.4	2.4	2.5	2.4
Avg. Stride Length [m]	5.4	7.1	7.2	7.4	7.4	7.2



- [ ] Ranking at each section and finish
- .-.- No data available at this section
- NA No data available



Horse/Jockey Name	Baristasista
Final Rank	4
Fastest Section Time (Section)	0:08.55 (Overall)
Top Speed [km/h] (Section)	68.4 (800m)
Race State	Finished

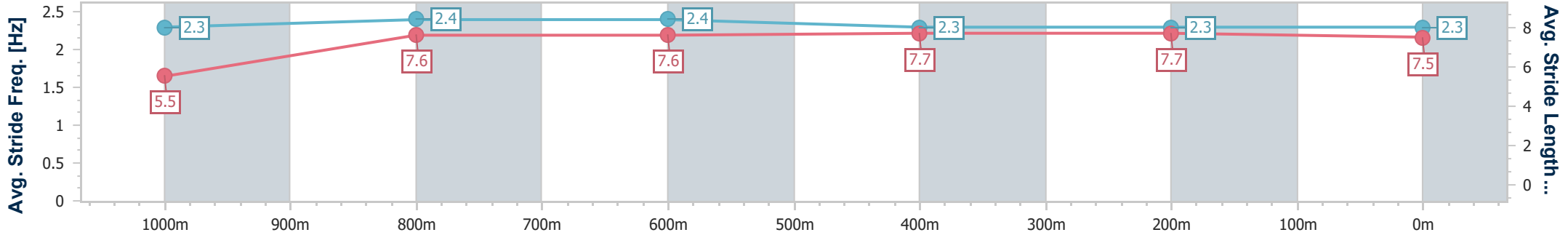
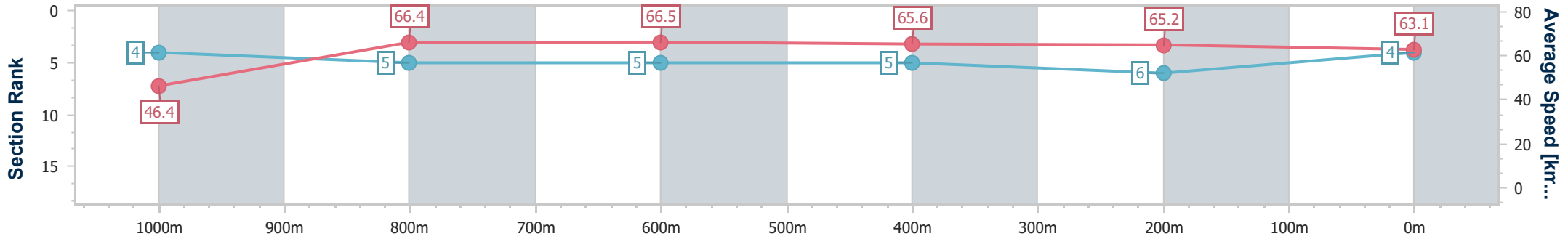


**Doomben QLD Professional**  
**Race 7: LADBROKES SAME RACE MULTI BENCHMARK 75**  
**Handicap - 1110m**  
**11 February 2023 - 16:32**  
**Track Rating: Good 4, Weather: Fine, Rail Position: True Entire**



**BRISBANE**  
**RACING CLUB**

Section	Overall	1000m	800m	600m	400m	200m
Section Times	1:03.66 [4] (0:08.55)	0:55.11 [4] (0:10.90)	0:44.21 [5] (0:10.85)	0:33.36 [5] (0:10.93)	0:22.43 [5] (0:11.01)	0:11.42 [6] (0:11.42)
Average Speed [km/h]	46.4	66.4	66.5	65.6	65.2	63.1
Top Speed [km/h]	63.6	68.0	68.4	67.2	68.0	66.6
Avg. Dist. to Rail [m]	4.6	2.1	0.7	0.9	1.2	1.0
Avg. Stride Freq. [Hz]	2.3	2.4	2.4	2.3	2.3	2.3
Avg. Stride Length [m]	5.5	7.6	7.6	7.7	7.7	7.5



- [ ] Ranking at each section and finish
- .-.- No data available at this section
- NA No data available



Horse/Jockey Name	High Cost
Final Rank	5
Fastest Section Time (Section)	0:08.64 (Overall)
Top Speed [km/h] (Section)	69.2 (1000m)
Race State	Finished

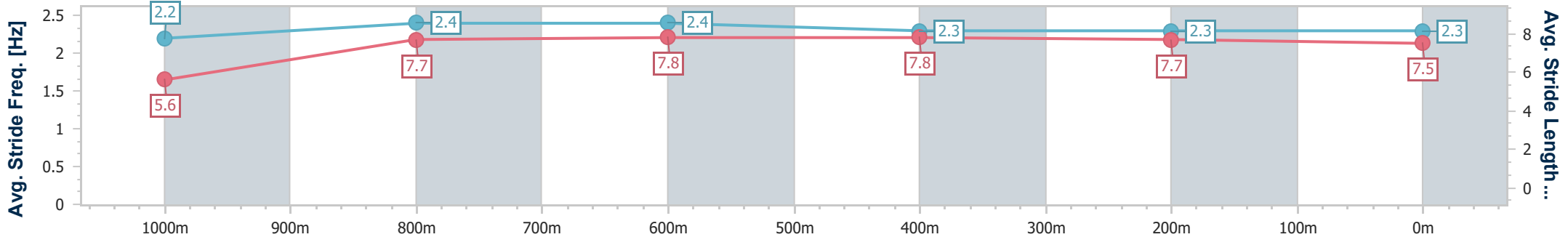
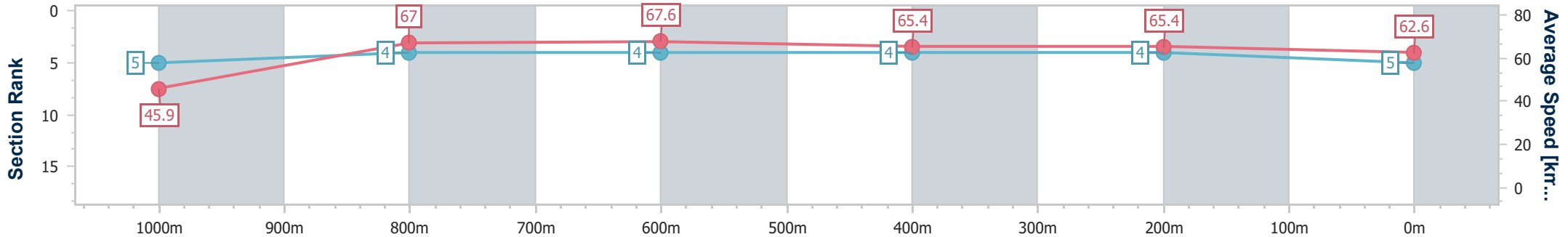


**Doomben QLD Professional**  
**Race 7: LADBROKES SAME RACE MULTI BENCHMARK 75**  
**Handicap - 1110m**  
**11 February 2023 - 16:32**  
**Track Rating: Good 4, Weather: Fine, Rail Position: True Entire**



**BRISBANE**  
**RACING CLUB**

Section	Overall	1000m	800m	600m	400m	200m
Section Times	1:03.76 [5] (0:08.64)	0:55.12 [5] (0:10.80)	0:44.32 [4] (0:10.78)	0:33.54 [4] (0:11.03)	0:22.51 [4] (0:10.99)	0:11.52 [4] (0:11.52)
Average Speed [km/h]	45.9	67.0	67.6	65.4	65.4	62.6
Top Speed [km/h]	63.4	69.2	69.2	67.2	66.5	65.4
Avg. Dist. to Rail [m]	7.9	3.0	2.0	0.8	1.2	3.1
Avg. Stride Freq. [Hz]	2.2	2.4	2.4	2.3	2.3	2.3
Avg. Stride Length [m]	5.6	7.7	7.8	7.8	7.7	7.5



- [ ] Ranking at each section and finish
- .-.- No data available at this section
- NA No data available



Horse/Jockey Name	Let's Party Marty
Final Rank	6
Fastest Section Time (Section)	0:08.87 (Overall)
Top Speed [km/h] (Section)	68.0 (1000m)
Race State	Finished

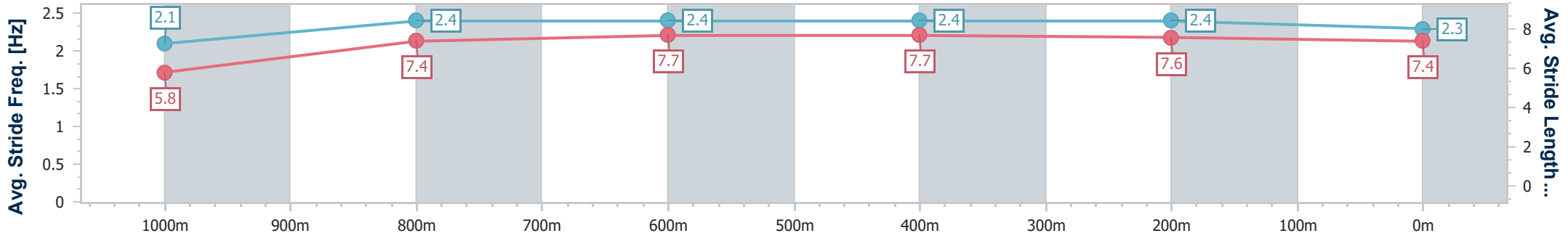
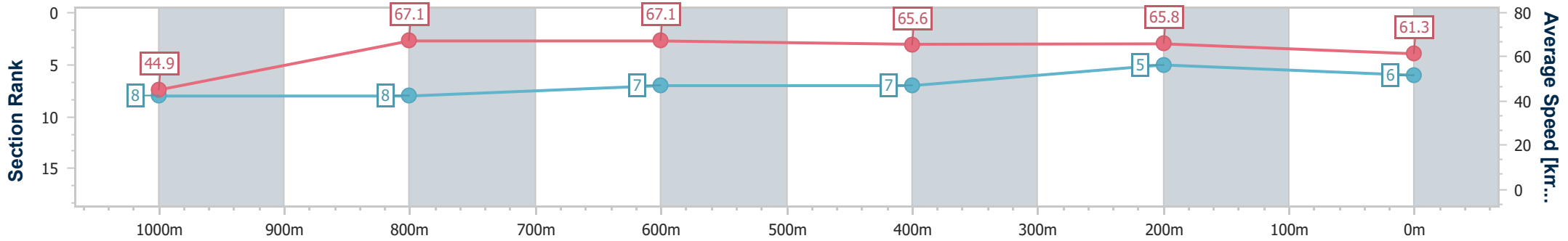


**Doomben QLD Professional**  
**Race 7: LADBROKES SAME RACE MULTI BENCHMARK 75**  
**Handicap - 1110m**  
**11 February 2023 - 16:32**  
**Track Rating: Good 4, Weather: Fine, Rail Position: True Entire**



**BRISBANE**  
 RACING CLUB

Section	Overall	1000m	800m	600m	400m	200m
Section Times	1:04.14 [6] (0:08.87)	0:55.27 [8] (0:10.78)	0:44.49 [8] (0:10.83)	0:33.66 [7] (0:10.97)	0:22.69 [7] (0:10.95)	0:11.74 [5] (0:11.74)
Average Speed [km/h]	44.9	67.1	67.1	65.6	65.8	61.3
Top Speed [km/h]	65.1	68.0	67.7	67.9	66.6	65.3
Avg. Dist. to Rail [m]	6.2	3.0	1.7	0.6	2.3	5.3
Avg. Stride Freq. [Hz]	2.1	2.4	2.4	2.4	2.4	2.3
Avg. Stride Length [m]	5.8	7.4	7.7	7.7	7.6	7.4



- [ ] Ranking at each section and finish
- .-.- No data available at this section
- NA No data available



Horse/Jockey Name	Liza With A Zee
Final Rank	7
Fastest Section Time (Section)	0:08.84 (Overall)
Top Speed [km/h] (Section)	69.4 (1000m)
Race State	Finished

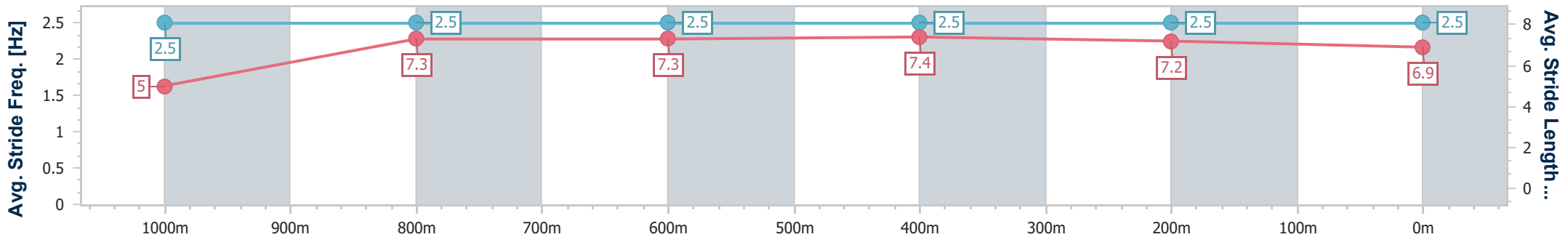
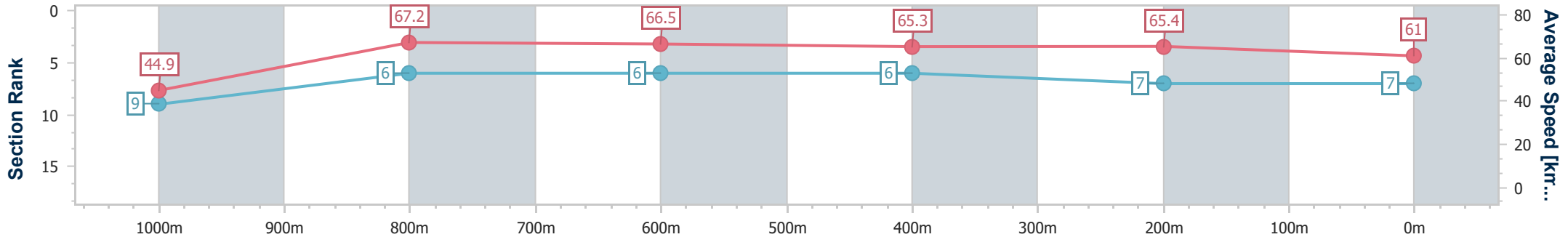


**Doomben QLD Professional**  
**Race 7: LADBROKES SAME RACE MULTI BENCHMARK 75**  
**Handicap - 1110m**  
**11 February 2023 - 16:32**  
**Track Rating: Good 4, Weather: Fine, Rail Position: True Entire**



**BRISBANE**  
**RACING CLUB**

Section	Overall	1000m	800m	600m	400m	200m
Section Times	1:04.15 [7] (0:08.84)	0:55.31 [9] (0:10.68)	0:44.63 [6] (0:10.85)	0:33.78 [6] (0:10.98)	0:22.80 [6] (0:10.99)	0:11.81 [7] (0:11.81)
Average Speed [km/h]	44.9	67.2	66.5	65.3	65.4	61.0
Top Speed [km/h]	66.7	69.4	66.8	66.8	66.8	65.8
Avg. Dist. to Rail [m]	2.2	0.6	0.5	0.5	1.1	0.9
Avg. Stride Freq. [Hz]	2.5	2.5	2.5	2.5	2.5	2.5
Avg. Stride Length [m]	5.0	7.3	7.3	7.4	7.2	6.9



- [ ] Ranking at each section and finish
- .-.- No data available at this section
- NA No data available





Horse/Jockey Name	Adonisea
Final Rank	8
Fastest Section Time (Section)	0:08.95 (Overall)
Top Speed [km/h] (Section)	67.7 (800m)
Race State	Finished

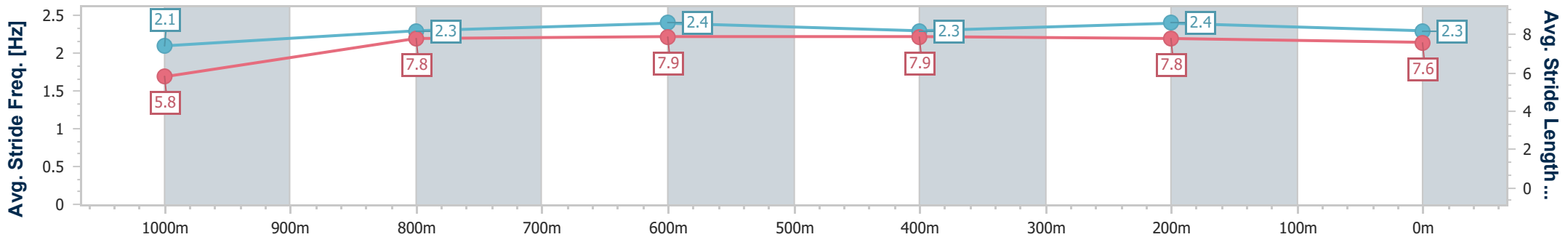
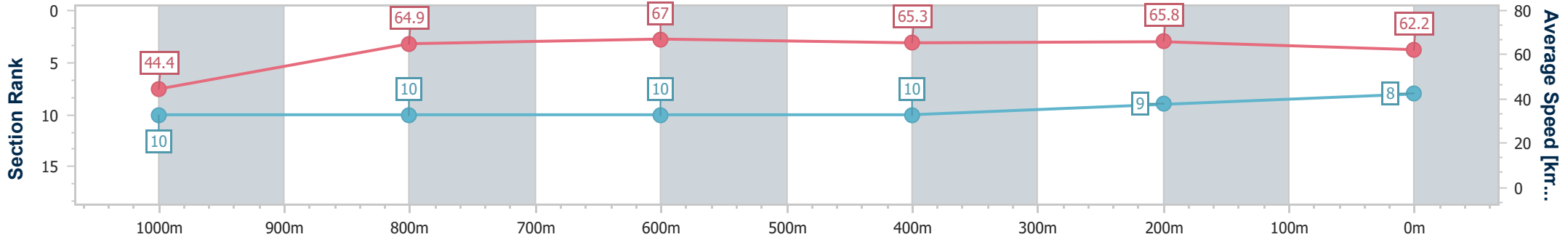


**Doomben QLD Professional**  
**Race 7: LADBROKES SAME RACE MULTI BENCHMARK 75**  
**Handicap - 1110m**  
**11 February 2023 - 16:32**  
**Track Rating: Good 4, Weather: Fine, Rail Position: True Entire**



**BRISBANE**  
**RACING CLUB**

Section	Overall	1000m	800m	600m	400m	200m
Section Times	1:04.23 [8] (0:08.95)	0:55.28 [10] (0:11.12)	0:44.16 [10] (0:10.72)	0:33.44 [10] (0:10.95)	0:22.49 [10] (0:10.90)	0:11.59 [9] (0:11.59)
Average Speed [km/h]	44.4	64.9	67.0	65.3	65.8	62.2
Top Speed [km/h]	61.5	67.2	67.7	67.1	66.8	66.4
Avg. Dist. to Rail [m]	10.1	2.8	0.5	1.2	1.4	3.6
Avg. Stride Freq. [Hz]	2.1	2.3	2.4	2.3	2.4	2.3
Avg. Stride Length [m]	5.8	7.8	7.9	7.9	7.8	7.6



- [ ] Ranking at each section and finish
- .-.- No data available at this section
- NA No data available



Horse/Jockey Name	Princess Bojack
Final Rank	9
Fastest Section Time (Section)	0:08.48 (Overall)
Top Speed [km/h] (Section)	68.9 (1000m)
Race State	Finished

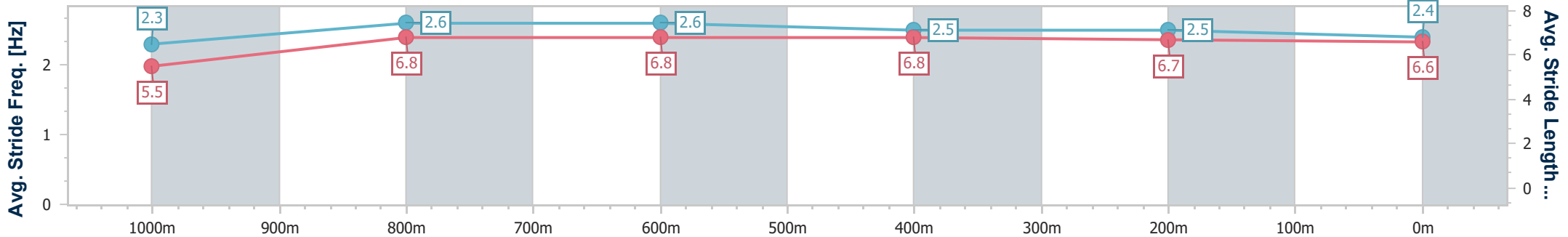
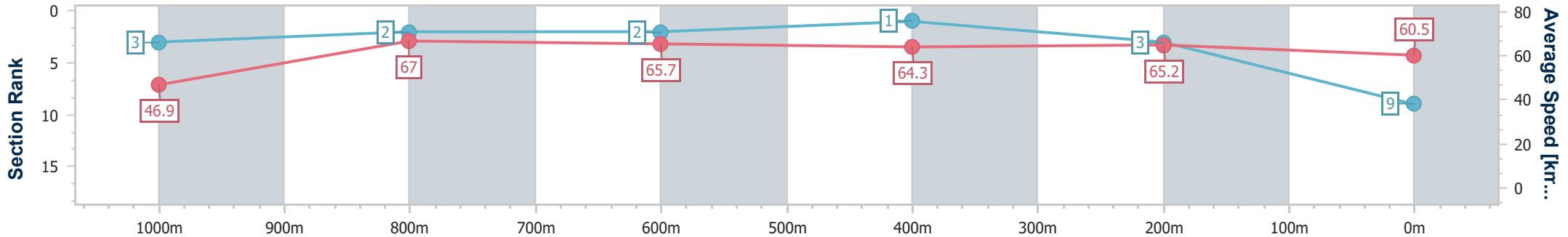


**Doomben QLD Professional**  
**Race 7: LADBROKES SAME RACE MULTI BENCHMARK 75**  
**Handicap - 1110m**  
**11 February 2023 - 16:32**  
**Track Rating: Good 4, Weather: Fine, Rail Position: True Entire**



**BRISBANE**  
 RACING CLUB

Section	Overall	1000m	800m	600m	400m	200m
Section Times	1:04.24 [9] (0:08.48)	0:55.76 [3] (0:10.75)	0:45.01 [2] (0:10.89)	0:34.12 [2] (0:11.15)	0:22.97 [1] (0:11.06)	0:11.91 [3] (0:11.91)
Average Speed [km/h]	46.9	67.0	65.7	64.3	65.2	60.5
Top Speed [km/h]	66.4	68.9	67.2	66.8	65.9	64.6
Avg. Dist. to Rail [m]	3.0	1.2	1.1	0.5	1.6	3.7
Avg. Stride Freq. [Hz]	2.3	2.6	2.6	2.5	2.5	2.4
Avg. Stride Length [m]	5.5	6.8	6.8	6.8	6.7	6.6



- [ ] Ranking at each section and finish
- .-.- No data available at this section
- NA No data available



Horse/Jockey Name	Zingalong
Final Rank	10
Fastest Section Time (Section)	0:08.72 (Overall)
Top Speed [km/h] (Section)	69.2 (1000m)
Race State	Finished

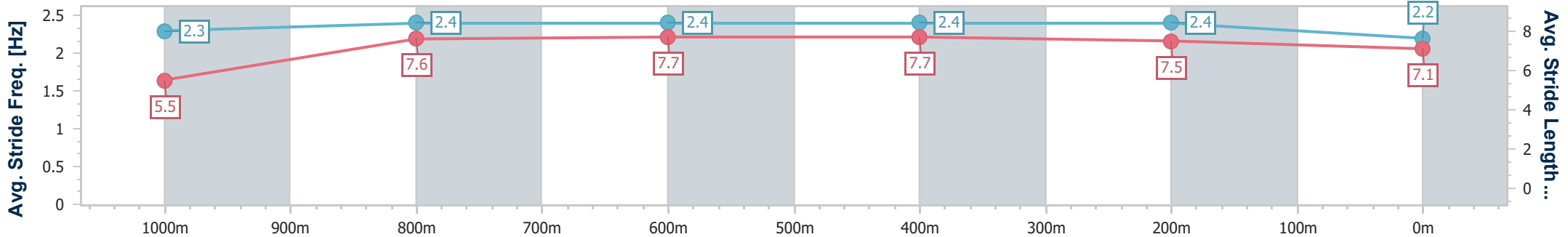
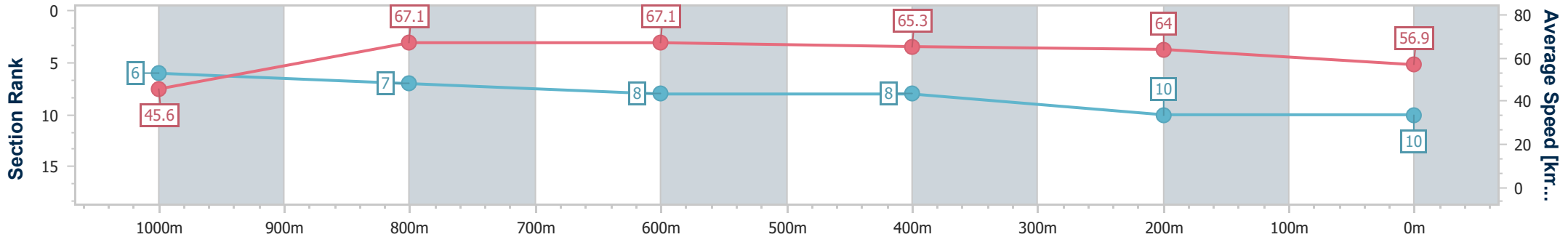


**Doomben QLD Professional**  
**Race 7: LADBROKES SAME RACE MULTI BENCHMARK 75**  
**Handicap - 1110m**  
**11 February 2023 - 16:32**  
**Track Rating: Good 4, Weather: Fine, Rail Position: True Entire**



**BRISBANE**  
**RACING CLUB**

Section	Overall	1000m	800m	600m	400m	200m
Section Times	1:05.44 [10] (0:08.72)	0:56.72 [6] (0:10.80)	0:45.92 [7] (0:10.91)	0:35.01 [8] (0:11.07)	0:23.94 [8] (0:11.28)	0:12.66 [10] (0:12.66)
Average Speed [km/h]	45.6	67.1	67.1	65.3	64.0	56.9
Top Speed [km/h]	62.7	69.2	68.1	67.0	65.0	63.1
Avg. Dist. to Rail [m]	9.4	4.2	2.8	0.9	2.1	3.7
Avg. Stride Freq. [Hz]	2.3	2.4	2.4	2.4	2.4	2.2
Avg. Stride Length [m]	5.5	7.6	7.7	7.7	7.5	7.1



- [ ] Ranking at each section and finish
- .-.- No data available at this section
- NA No data available