



# Toowoomba QLD Professional

## Race 5: TOOWOOMBA PLASTICS QTIS Three-Year-Old Maiden Handicap - 1050m

11 February 2023 - 19:52



Track Rating: Good 4, Weather: Fine, Rail Position: +3m Entire

Section	Field Times	Overall	1000m	800m	600m	400m	200m	Last 600m				
		1:03.95 (0:04.22)	0:59.73 (0:11.38)	0:48.35 (0:11.67)	0:36.68 (0:12.09)	0:24.59 (0:12.31)	0:12.28 (0:12.28)	0:36.68				
Rank	TAB Horse/Jockey	Barrier	Top Speed [km/h]	Fastest Section	Overall	1000m	800m	600m	400m	200m	Last 600m	Distance Travelled [m]
1	6 MORE THAN SUBTLE Anthony Allen	3	63.7 800m	0:04.61 Overall	1:03.95 [1] (0:04.61)	0:59.34 [8] (0:12.21)	0:47.13 [9] (0:11.78)	0:35.35 [8] (0:11.75)	0:23.60 [7] (0:11.77)	0:11.83 [4] (0:11.83)	0:35.35	
2	2 MASTER GEE Nozi Tomizawa	9	66.2 1000m	0:04.22 Overall	1:03.99 [2] (0:04.22)	0:59.77 [1] (0:11.58)	0:48.19 [2] (0:11.81)	0:36.38 [2] (0:11.98)	0:24.40 [2] (0:12.08)	0:12.32 [1] (0:12.32)	0:36.38	+7
3	1 ALL I WANT IS YOU Isabella Rabjones	5	64.7 1000m	0:04.39 Overall	1:04.20 [3] (0:04.39)	0:59.81 [4] (0:11.86)	0:47.95 [5] (0:11.84)	0:36.11 [5] (0:11.94)	0:24.17 [4] (0:11.98)	0:12.19 [3] (0:12.19)	0:36.11	+7
4	3 URBAN ARTIST Adam Sewell	6	63.3 1000m	0:04.56 Overall	1:04.44 [4] (0:04.56)	0:59.88 [7] (0:12.11)	0:47.77 [7] (0:11.74)	0:36.03 [7] (0:12.09)	0:23.94 [8] (0:12.09)	0:11.85 [8] (0:11.85)	0:36.03	+9
5	10 ROSE OF RAHEEN Luke Tarrant	10	63.6 1000m	0:04.48 Overall	1:04.47 [5] (0:04.48)	0:59.99 [6] (0:11.95)	0:48.04 [6] (0:11.83)	0:36.21 [6] (0:12.07)	0:24.14 [6] (0:12.31)	0:11.83 [7] (0:11.83)	0:36.21	+8
6	11 SPUR ME Alisha Donald	1	66.5 1000m	0:04.26 Overall	1:04.57 [6] (0:04.26)	1:00.31 [2] (0:11.34)	0:48.97 [1] (0:11.67)	0:37.30 [1] (0:12.09)	0:25.21 [1] (0:12.39)	0:12.82 [2] (0:12.82)	0:37.30	+0
7	5 GIRLS ABROAD Nathan Fazackerley	11	63.2 1000m	0:04.71 Overall	1:04.60 [7] (0:04.71)	0:59.89 [9] (0:12.08)	0:47.81 [8] (0:11.89)	0:35.92 [9] (0:12.00)	0:23.92 [9] (0:11.97)	0:11.95 [9] (0:11.95)	0:35.92	+4
8	9 YOU BETTER YOU BET Noriyuki Masuda	8	65.4 1000m	0:04.46 Overall	1:04.84 [8] (0:04.46)	1:00.38 [5] (0:11.72)	0:48.66 [4] (0:11.66)	0:37.00 [3] (0:12.04)	0:24.96 [3] (0:12.34)	0:12.62 [5] (0:12.62)	0:37.00	+9
9	7 STEAL A STAR Brooke Ainsworth	2	64.8 1000m	0:04.29 Overall	1:05.36 [9] (0:04.29)	1:01.07 [3] (0:11.77)	0:49.30 [3] (0:11.94)	0:37.36 [4] (0:12.07)	0:25.29 [5] (0:12.41)	0:12.88 [6] (0:12.88)	0:37.36	+3

Scratched: Cottee (#4), Methil (#8), Charose (#12)



Horse/Jockey Name	More Than Subtle
Final Rank	1
Fastest Section Time (Section)	0:04.61 (Overall)
Top Speed [km/h] (Section)	63.7 (800m)
Race State	Finished



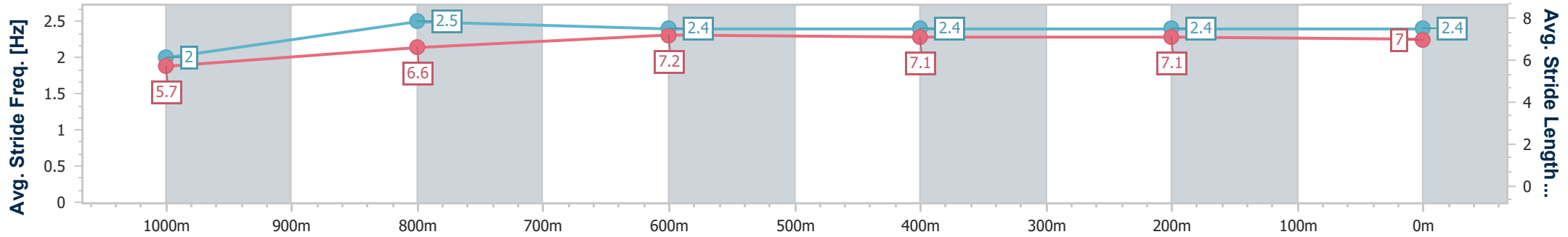
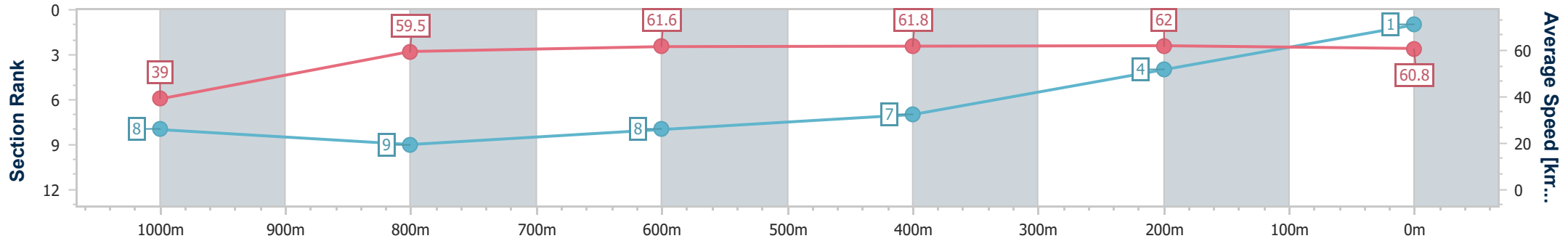
Toowoomba QLD Professional  
Race 5: TOOWOOMBA PLASTICS QTIS Three-Year-Old Maiden Handicap - 1050m



11 February 2023 - 19:52

Track Rating: Good 4, Weather: Fine, Rail Position: +3m Entire

Section	Overall	1000m	800m	600m	400m	200m
Section Times	1:03.95 [1] (0:04.61)	0:59.34 [8] (0:12.21)	0:47.13 [9] (0:11.78)	0:35.35 [8] (0:11.75)	0:23.60 [7] (0:11.77)	0:11.83 [4] (0:11.83)
Average Speed [km/h]	39.0	59.5	61.6	61.8	62.0	60.8
Top Speed [km/h]	49.1	63.6	63.7	62.5	63.2	62.2
Avg. Dist. to Rail [m]	4.4	4.0	2.2	1.5	4.3	6.1
Avg. Stride Freq. [Hz]	2.0	2.5	2.4	2.4	2.4	2.4
Avg. Stride Length [m]	5.7	6.6	7.2	7.1	7.1	7.0



- [ ] Ranking at each section and finish
- .-.- No data available at this section
- NA No data available



Horse/Jockey Name	Master Gee
Final Rank	2
Fastest Section Time (Section)	0:04.22 (Overall)
Top Speed [km/h] (Section)	66.2 (1000m)
Race State	Finished



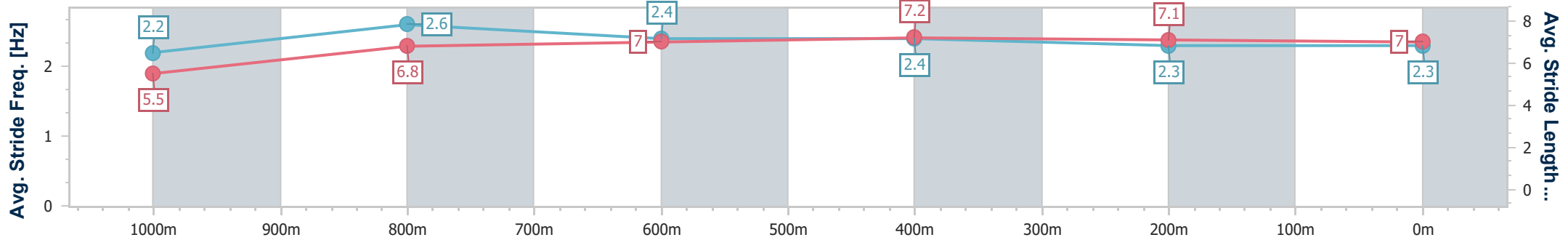
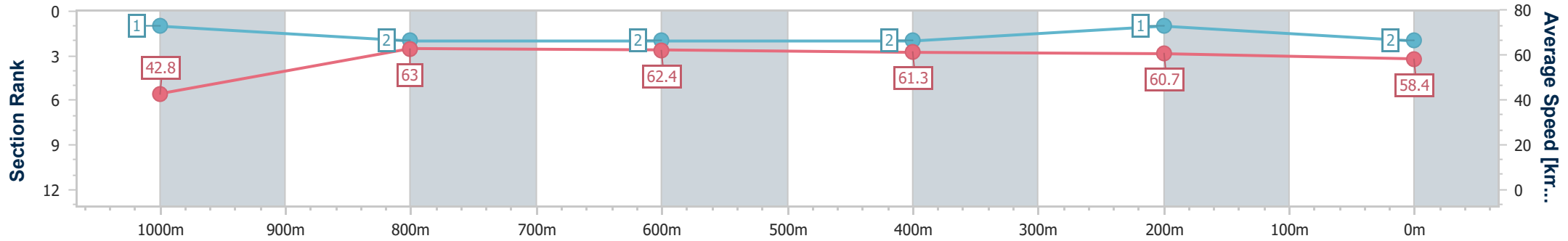
Toowoomba QLD Professional  
 Race 5: TOOWOOMBA PLASTICS QTIS Three-Year-Old Maiden  
 Handicap - 1050m



11 February 2023 - 19:52

Track Rating: Good 4, Weather: Fine, Rail Position: +3m Entire

Section	Overall	1000m	800m	600m	400m	200m
Section Times	1:03.99 [2] (0:04.22)	0:59.77 [1] (0:11.58)	0:48.19 [2] (0:11.81)	0:36.38 [2] (0:11.98)	0:24.40 [2] (0:12.08)	0:12.32 [1] (0:12.32)
Average Speed [km/h]	42.8	63.0	62.4	61.3	60.7	58.4
Top Speed [km/h]	51.7	66.2	63.3	63.2	62.3	59.6
Avg. Dist. to Rail [m]	6.3	5.9	5.4	3.7	5.2	4.9
Avg. Stride Freq. [Hz]	2.2	2.6	2.4	2.4	2.3	2.3
Avg. Stride Length [m]	5.5	6.8	7.0	7.2	7.1	7.0



- [ ] Ranking at each section and finish
- .-.- No data available at this section
- NA No data available



Horse/Jockey Name	All I Want Is You
Final Rank	3
Fastest Section Time (Section)	0:04.39 (Overall)
Top Speed [km/h] (Section)	64.7 (1000m)
Race State	Finished



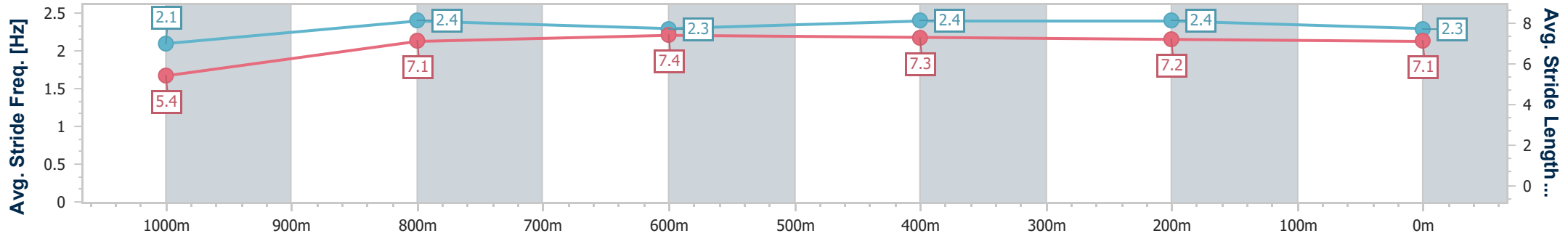
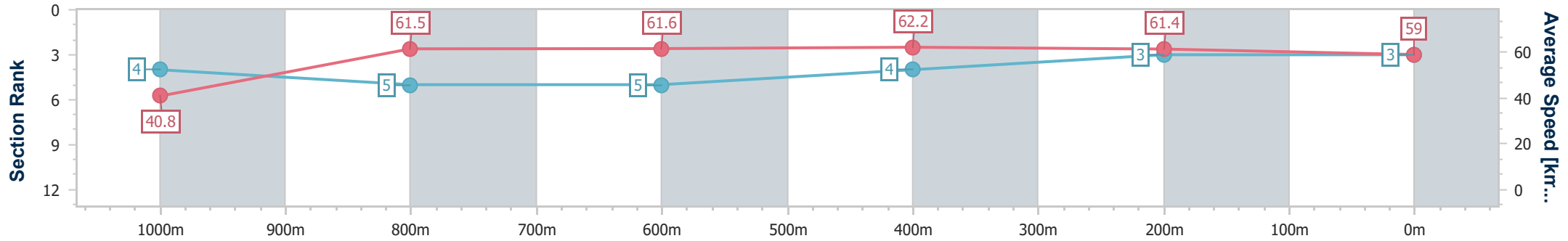
Toowoomba QLD Professional  
 Race 5: TOOWOOMBA PLASTICS QTIS Three-Year-Old Maiden  
 Handicap - 1050m



11 February 2023 - 19:52

Track Rating: Good 4, Weather: Fine, Rail Position: +3m Entire

Section	Overall	1000m	800m	600m	400m	200m
Section Times	1:04.20 [3] (0:04.39)	0:59.81 [4] (0:11.86)	0:47.95 [5] (0:11.84)	0:36.11 [5] (0:11.94)	0:24.17 [4] (0:11.98)	0:12.19 [3] (0:12.19)
Average Speed [km/h]	40.8	61.5	61.6	62.2	61.4	59.0
Top Speed [km/h]	51.0	64.7	63.5	63.2	62.1	60.5
Avg. Dist. to Rail [m]	3.8	5.1	3.8	5.6	6.5	7.5
Avg. Stride Freq. [Hz]	2.1	2.4	2.3	2.4	2.4	2.3
Avg. Stride Length [m]	5.4	7.1	7.4	7.3	7.2	7.1



- [ ] Ranking at each section and finish
- .-.- No data available at this section
- NA No data available



Horse/Jockey Name	Urban Artist
Final Rank	4
Fastest Section Time (Section)	0:04.56 (Overall)
Top Speed [km/h] (Section)	63.3 (1000m)
Race State	Finished



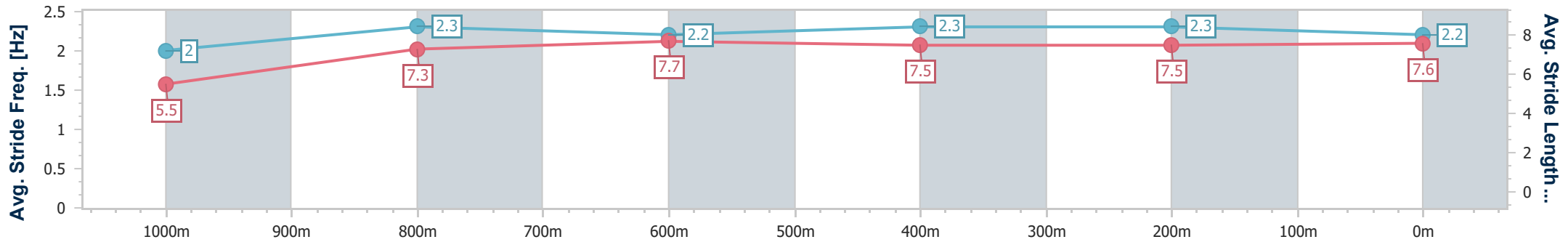
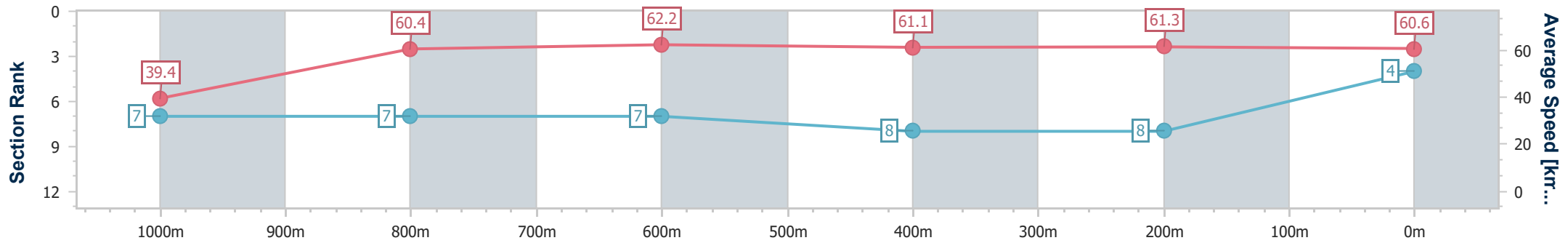
Toowoomba QLD Professional  
 Race 5: TOOWOOMBA PLASTICS QTIS Three-Year-Old Maiden  
 Handicap - 1050m



11 February 2023 - 19:52

Track Rating: Good 4, Weather: Fine, Rail Position: +3m Entire

Section	Overall	1000m	800m	600m	400m	200m
Section Times	1:04.44 [4] (0:04.56)	0:59.88 [7] (0:12.11)	0:47.77 [7] (0:11.74)	0:36.03 [7] (0:12.09)	0:23.94 [8] (0:12.09)	0:11.85 [8] (0:11.85)
Average Speed [km/h]	39.4	60.4	62.2	61.1	61.3	60.6
Top Speed [km/h]	48.0	63.3	62.9	62.3	61.9	61.5
Avg. Dist. to Rail [m]	6.1	6.5	4.1	5.0	8.4	8.5
Avg. Stride Freq. [Hz]	2.0	2.3	2.2	2.3	2.3	2.2
Avg. Stride Length [m]	5.5	7.3	7.7	7.5	7.5	7.6



- [ ] Ranking at each section and finish
- .-.- No data available at this section
- NA No data available



Horse/Jockey Name	Rose Of Raheen
Final Rank	5
Fastest Section Time (Section)	0:04.48 (Overall)
Top Speed [km/h] (Section)	63.6 (1000m)
Race State	Finished



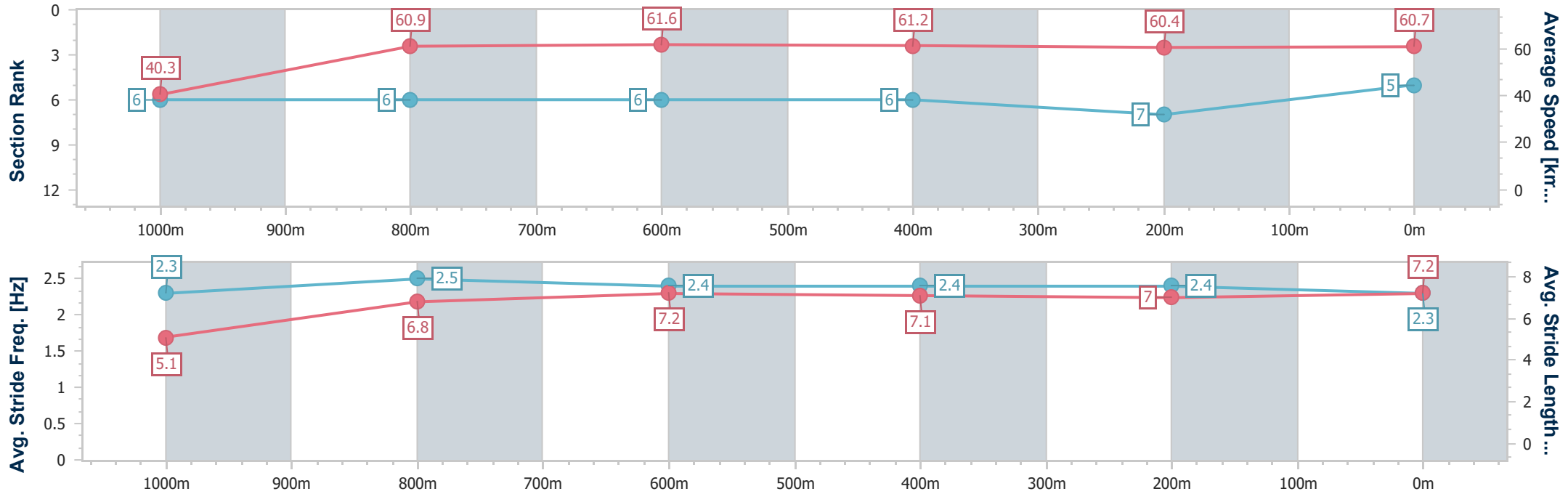
Toowoomba QLD Professional  
 Race 5: TOOWOOMBA PLASTICS QTIS Three-Year-Old Maiden  
 Handicap - 1050m



11 February 2023 - 19:52

Track Rating: Good 4, Weather: Fine, Rail Position: +3m Entire

Section	Overall	1000m	800m	600m	400m	200m
Section Times	1:04.47 [5] (0:04.48)	0:59.99 [6] (0:11.95)	0:48.04 [6] (0:11.83)	0:36.21 [6] (0:12.07)	0:24.14 [6] (0:12.31)	0:11.83 [7] (0:11.83)
Average Speed [km/h]	40.3	60.9	61.6	61.2	60.4	60.7
Top Speed [km/h]	52.1	63.6	63.0	63.4	61.6	61.9
Avg. Dist. to Rail [m]	5.3	5.2	3.3	5.0	8.5	8.9
Avg. Stride Freq. [Hz]	2.3	2.5	2.4	2.4	2.4	2.3
Avg. Stride Length [m]	5.1	6.8	7.2	7.1	7.0	7.2



- [ ] Ranking at each section and finish
- .-.- No data available at this section
- NA No data available



Horse/Jockey Name	Spur Me
Final Rank	6
Fastest Section Time (Section)	0:04.26 (Overall)
Top Speed [km/h] (Section)	66.5 (1000m)
Race State	Finished



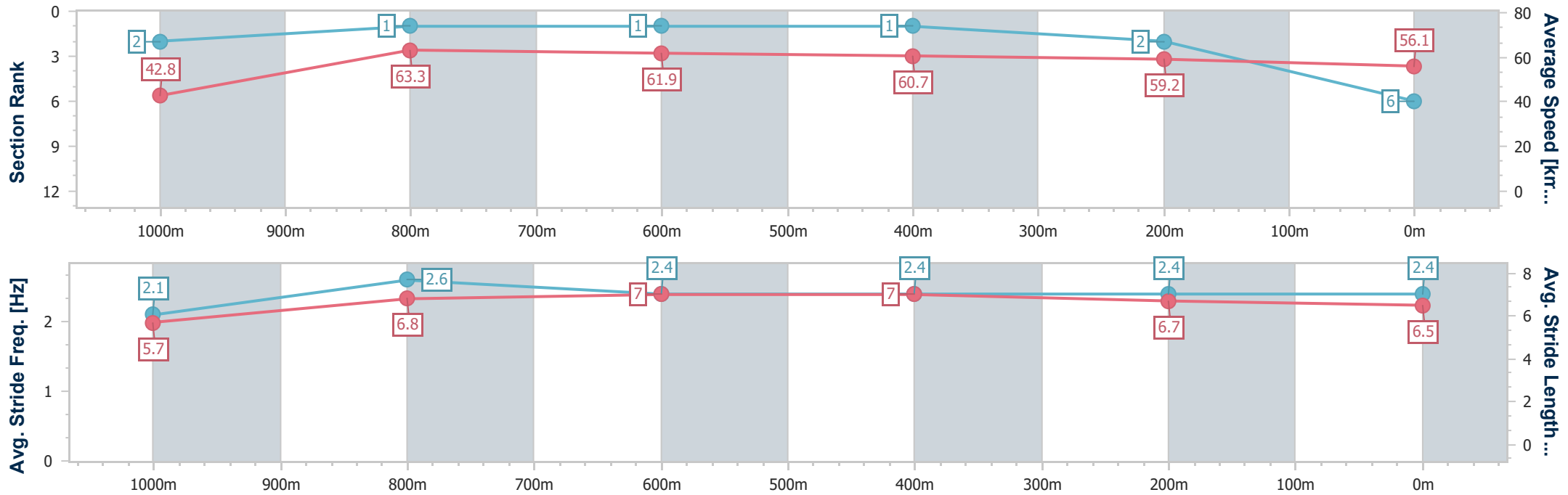
Toowoomba QLD Professional  
Race 5: TOOWOOMBA PLASTICS QTIS Three-Year-Old Maiden Handicap - 1050m



11 February 2023 - 19:52

Track Rating: Good 4, Weather: Fine, Rail Position: +3m Entire

Section	Overall	1000m	800m	600m	400m	200m
Section Times	1:04.57 [6] (0:04.26)	1:00.31 [2] (0:11.34)	0:48.97 [1] (0:11.67)	0:37.30 [1] (0:12.09)	0:25.21 [1] (0:12.39)	0:12.82 [2] (0:12.82)
Average Speed [km/h]	42.8	63.3	61.9	60.7	59.2	56.1
Top Speed [km/h]	52.2	66.5	63.5	62.0	60.7	57.6
Avg. Dist. to Rail [m]	4.2	2.0	1.9	3.6	5.2	4.8
Avg. Stride Freq. [Hz]	2.1	2.6	2.4	2.4	2.4	2.4
Avg. Stride Length [m]	5.7	6.8	7.0	7.0	6.7	6.5



- [ ] Ranking at each section and finish
- .-.- No data available at this section
- NA No data available



Horse/Jockey Name	Girls Abroad
Final Rank	7
Fastest Section Time (Section)	0:04.71 (Overall)
Top Speed [km/h] (Section)	63.2 (1000m)
Race State	Finished



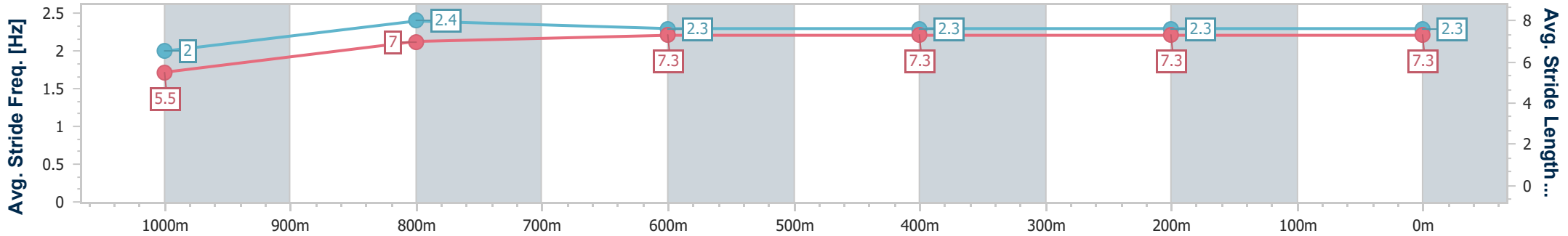
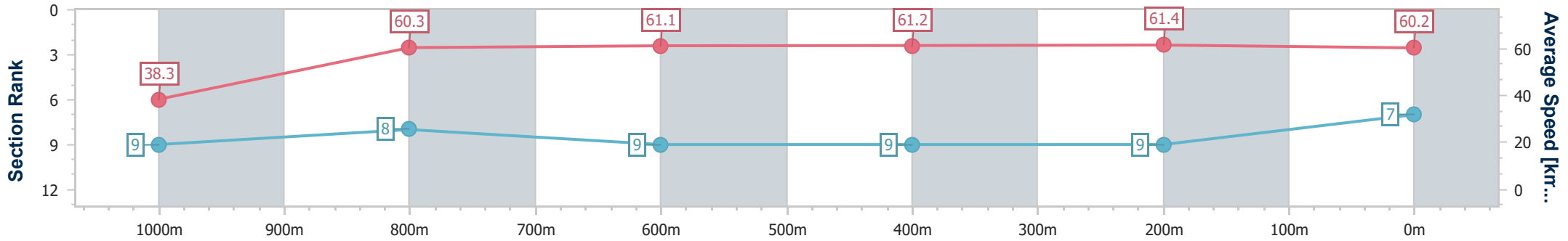
Toowoomba QLD Professional  
 Race 5: TOOWOOMBA PLASTICS QTIS Three-Year-Old Maiden  
 Handicap - 1050m



11 February 2023 - 19:52

Track Rating: Good 4, Weather: Fine, Rail Position: +3m Entire

Section	Overall	1000m	800m	600m	400m	200m
Section Times	1:04.60 [7] (0:04.71)	0:59.89 [9] (0:12.08)	0:47.81 [8] (0:11.89)	0:35.92 [9] (0:12.00)	0:23.92 [9] (0:11.97)	0:11.95 [9] (0:11.95)
Average Speed [km/h]	38.3	60.3	61.1	61.2	61.4	60.2
Top Speed [km/h]	50.4	63.2	63.0	62.4	62.9	61.5
Avg. Dist. to Rail [m]	9.1	6.1	2.4	3.5	6.0	5.8
Avg. Stride Freq. [Hz]	2.0	2.4	2.3	2.3	2.3	2.3
Avg. Stride Length [m]	5.5	7.0	7.3	7.3	7.3	7.3



- [ ] Ranking at each section and finish
- .-.- No data available at this section
- NA No data available





Horse/Jockey Name	You Better You Bet
Final Rank	8
Fastest Section Time (Section)	0:04.46 (Overall)
Top Speed [km/h] (Section)	65.4 (1000m)
Race State	Finished



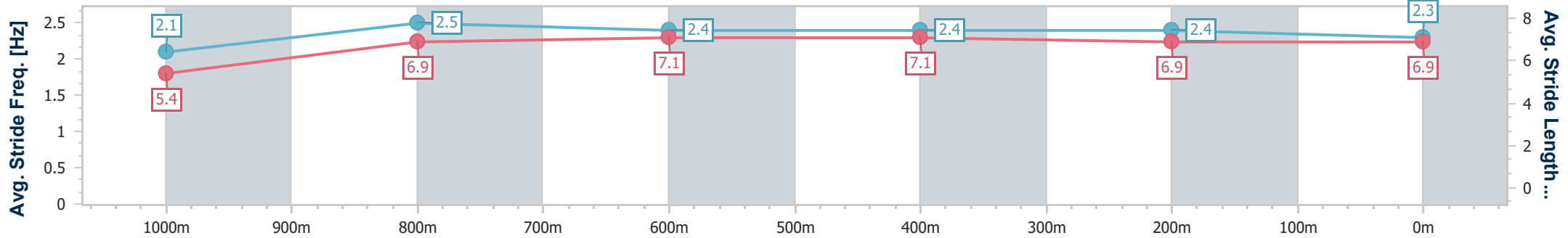
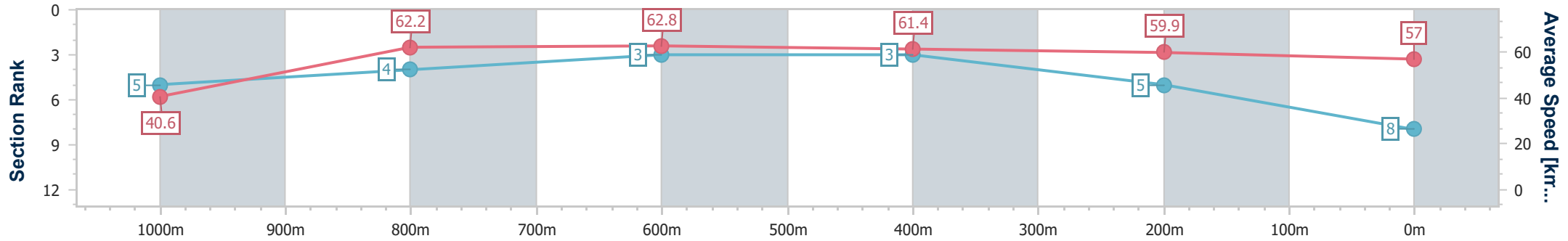
Toowoomba QLD Professional  
 Race 5: TOOWOOMBA PLASTICS QTIS Three-Year-Old Maiden  
 Handicap - 1050m



11 February 2023 - 19:52

Track Rating: Good 4, Weather: Fine, Rail Position: +3m Entire

Section	Overall	1000m	800m	600m	400m	200m
Section Times	1:04.84 [8] (0:04.46)	1:00.38 [5] (0:11.72)	0:48.66 [4] (0:11.66)	0:37.00 [3] (0:12.04)	0:24.96 [3] (0:12.34)	0:12.62 [5] (0:12.62)
Average Speed [km/h]	40.6	62.2	62.8	61.4	59.9	57.0
Top Speed [km/h]	51.8	65.4	64.9	63.2	61.8	58.8
Avg. Dist. to Rail [m]	5.8	5.1	4.5	5.0	7.5	8.3
Avg. Stride Freq. [Hz]	2.1	2.5	2.4	2.4	2.4	2.3
Avg. Stride Length [m]	5.4	6.9	7.1	7.1	6.9	6.9



- [ ] Ranking at each section and finish
- .-.- No data available at this section
- NA No data available



Horse/Jockey Name	Steal A Star
Final Rank	9
Fastest Section Time (Section)	0:04.29 (Overall)
Top Speed [km/h] (Section)	64.8 (1000m)
Race State	Finished



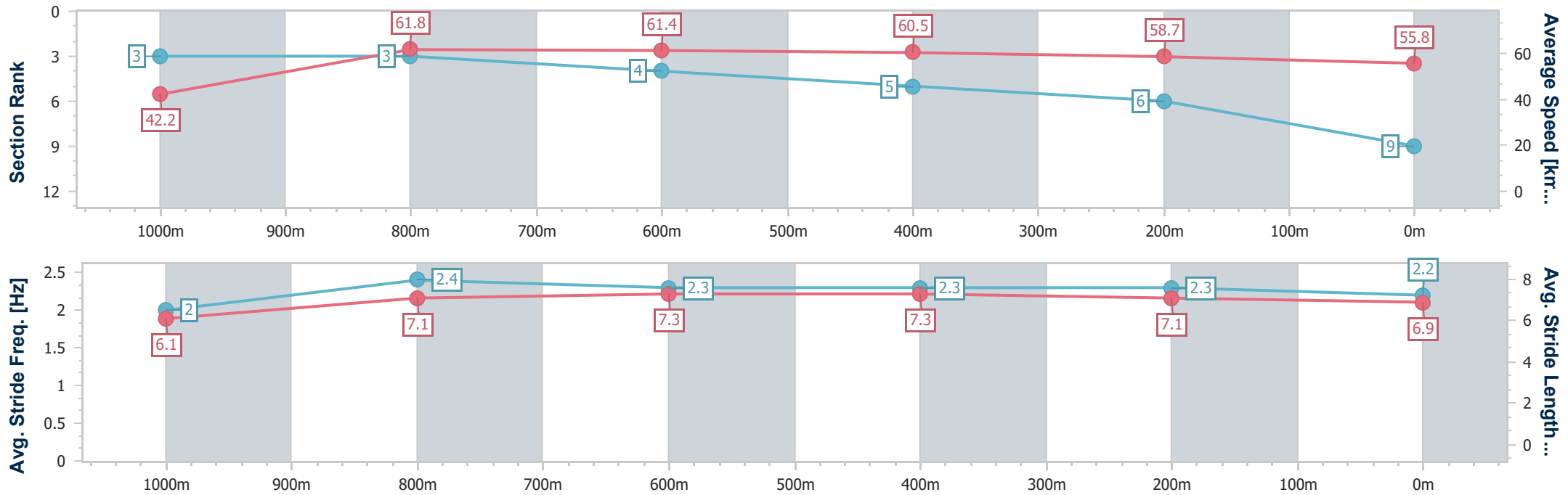
Toowoomba QLD Professional  
Race 5: TOOWOOMBA PLASTICS QTIS Three-Year-Old Maiden Handicap - 1050m



11 February 2023 - 19:52

Track Rating: Good 4, Weather: Fine, Rail Position: +3m Entire

Section	Overall	1000m	800m	600m	400m	200m
Section Times	1:05.36 [9] (0:04.29)	1:01.07 [3] (0:11.77)	0:49.30 [3] (0:11.94)	0:37.36 [4] (0:12.07)	0:25.29 [5] (0:12.41)	0:12.88 [6] (0:12.88)
Average Speed [km/h]	42.2	61.8	61.4	60.5	58.7	55.8
Top Speed [km/h]	49.9	64.8	62.7	62.0	60.0	57.3
Avg. Dist. to Rail [m]	2.7	4.2	4.3	3.0	2.8	0.9
Avg. Stride Freq. [Hz]	2.0	2.4	2.3	2.3	2.3	2.2
Avg. Stride Length [m]	6.1	7.1	7.3	7.3	7.1	6.9



- [ ] Ranking at each section and finish
- .-.- No data available at this section
- NA No data available