

Ipswich QLD Professional

Race 8: THE BARN FAMILY RESTAURANT OPEN Handicap - 1350m

16 February 2023 - 17:01

Track Rating: Good 3, Weather: fine, Rail Position: +4m Entire

Section												Last 600m				
Field Times		Overall	1200m	1000m	800m	600m	400m						0:34.35			
		1:18.71 (0:11.51)	1:07.20 (0:10.77)	0:56.43 (0:10.74)	0:45.69 (0:11.34)	0:34.35 (0:11.41)	0:22.94 (0:11.39)									
Rank	TAB	Horse/Jockey	Barrier	Top Speed [km/h]	Fastest Section											Distance Travelled [m]
1	8	MAGIC CHARLEE Bailey Wheeler	7	68.2 1200m	0:10.74 1000m	1:18.71 [1] (0:11.51)	1:07.20 [1] (0:10.77)	0:56.43 [1] (0:10.74)	0:45.69 [1] (0:11.35)	0:34.34 [1] (0:11.40)	0:22.94 [1] (0:11.39)	0:34.34				
2	3	AT WITZ END Ryan Maloney	9	68.2 1200m	0:10.73 1200m	1:18.83 [2] (0:11.68)	1:07.15 [4] (0:10.73)	0:56.42 [2] (0:10.90)	0:45.52 [3] (0:11.05)	0:34.47 [2] (0:11.47)	0:23.00 [2] (0:11.38)	0:34.47	+2			
3	6	ACROBATIC Justin Huxtable	1	67.6 1200m	0:10.67 1200m	1:18.97 [3] (0:11.79)	1:07.18 [6] (0:10.67)	0:56.51 [3] (0:10.85)	0:45.66 [2] (0:11.28)	0:34.38 [3] (0:11.47)	0:22.91 [3] (0:11.21)	0:34.38	-7			
4	1	FAST TALKING Jim Byrne	8	65.9 1000m	0:10.97 1000m	1:19.00 [4] (0:11.76)	1:07.24 [7] (0:11.09)	0:56.15 [7] (0:10.97)	0:45.18 [7] (0:11.04)	0:34.14 [7] (0:11.46)	0:22.68 [7] (0:11.30)	0:34.14	+0			
5	4	THAT'S JUSTIFIED Boris Thornton	6	66.5 1200m	0:10.92 1200m	1:19.12 [5] (0:11.57)	1:07.55 [2] (0:10.92)	0:56.63 [4] (0:10.92)	0:45.71 [4] (0:11.13)	0:34.58 [4] (0:11.49)	0:23.09 [5] (0:11.53)	0:34.58	+2			
6	7	AMMOUDI BAY Justin Stanley	2	67.0 1000m	0:10.88 1200m	1:19.26 [6] (0:11.78)	1:07.48 [5] (0:10.88)	0:56.60 [6] (0:10.90)	0:45.70 [5] (0:11.17)	0:34.53 [5] (0:11.44)	0:23.09 [4] (0:11.32)	0:34.53	-2			
7	9	RED BLOOM Kyle Wilson-Taylor	5	66.8 1200m	0:10.86 1200m	1:19.46 [7] (0:11.64)	1:07.82 [3] (0:10.86)	0:56.96 [5] (0:11.11)	0:45.85 [6] (0:11.05)	0:34.80 [6] (0:11.59)	0:23.21 [6] (0:11.54)	0:34.80	+1			
8	10	SEMAPHORE GIRL Anthony Allen	4	66.7 1000m	0:10.96 1000m	1:19.65 [8] (0:12.19)	1:07.46 [9] (0:10.97)	0:56.49 [9] (0:10.96)	0:45.53 [8] (0:11.00)	0:34.53 [8] (0:11.45)	0:23.08 [8] (0:11.52)	0:34.53	+3			
9	5	HONORABLE SPIRIT Yvette Lewis	3	66.3 1200m	0:11.13 1200m	1:21.53 [9] (0:12.11)	1:09.42 [8] (0:11.13)	0:58.29 [8] (0:11.18)	0:47.11 [9] (0:11.18)	0:35.93 [9] (0:11.59)	0:24.34 [9] (0:11.96)	0:35.93	-3			

Scratched: Matowatakpe (#2)

Track Rating: Good 3, Weather: fine, Rail Position: +4m Entire

Section				200m				Last 600m		
Field Times				0:11.55 (0:11.55)				0:34.35		
Rank	TAB	Horse/Jockey	Barrier	Top Speed [km/h]	Fastest Section	Margin			Distance Travelled [m]	
1	8	MAGIC CHARLEE Bailey Wheeler	7	68.2 1200m	0:10.74 1000m	0:11.55 [1] (0:11.55)	1:18.71		0:34.34	
2	3	AT WITZ END Ryan Maloney	9	68.2 1200m	0:10.73 1200m	0:11.62 [3] (0:11.62)	0.5L		0:34.47	+2
3	6	ACROBATIC Justin Huxtable	1	67.6 1200m	0:10.67 1200m	0:11.70 [2] (0:11.70)	1.3L		0:34.38	-7
4	1	FAST TALKING Jim Byrne	8	65.9 1000m	0:10.97 1000m	0:11.38 [6] (0:11.38)	1.5L		0:34.14	+0
5	4	THAT'S JUSTIFIED Boris Thornton	6	66.5 1200m	0:10.92 1200m	0:11.56 [5] (0:11.56)	2L		0:34.58	+2
6	7	AMMOUDI BAY Justin Stanley	2	67.0 1000m	0:10.88 1200m	0:11.77 [4] (0:11.77)	2.8L		0:34.53	-2
7	9	RED BLOOM Kyle Wilson-Taylor	5	66.8 1200m	0:10.86 1200m	0:11.67 [7] (0:11.67)	3.8L		0:34.80	+1
8	10	SEMAPHORE GIRL Anthony Allen	4	66.7 1000m	0:10.96 1000m	0:11.56 [8] (0:11.56)	4.8L		0:34.53	+3
9	5	HONORABLE SPIRIT Yvette Lewis	3	66.3 1200m	0:11.13 1200m	0:12.38 [9] (0:12.38)	15.8L		0:35.93	-3

Scratched: Matowatakpe (#2)



Horse/Jockey Name	Magic Charlee
Final Rank	1
Fastest Section Time (Section)	0:10.74 (1000m)
Top Speed [km/h] (Section)	68.2 (1200m)
Race State	Finished



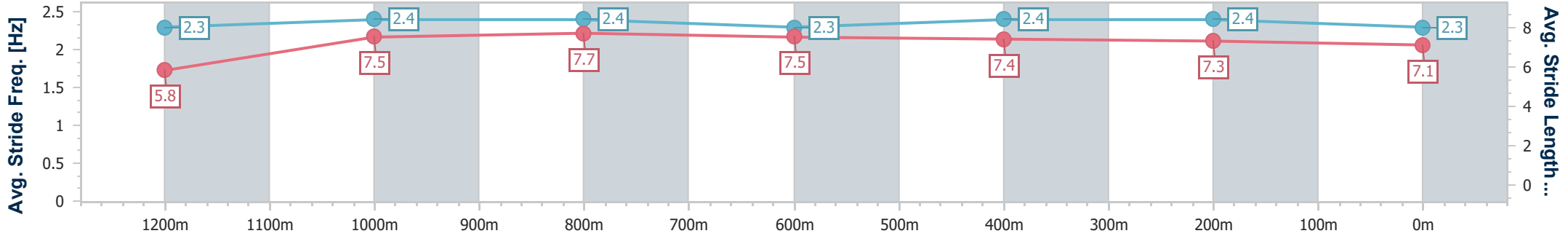
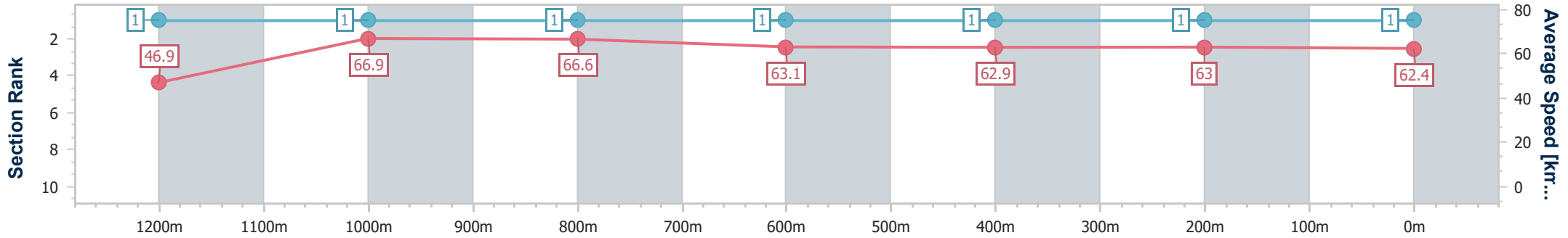
Ipswich QLD Professional
 Race 8: THE BARN FAMILY RESTAURANT OPEN Handicap - 1350m



16 February 2023 - 17:01

Track Rating: Good 3, Weather: fine, Rail Position: +4m Entire

Section	Overall	1200m	1000m	800m	600m	400m	200m
Section Times	1:18.71 [1] (0:11.51)	1:07.20 [1] (0:10.77)	0:56.43 [1] (0:10.74)	0:45.69 [1] (0:11.35)	0:34.34 [1] (0:11.40)	0:22.94 [1] (0:11.39)	0:11.55 [1] (0:11.55)
Average Speed [km/h]	46.9	66.9	66.6	63.1	62.9	63.0	62.4
Top Speed [km/h]	66.3	68.2	67.7	66.5	63.6	64.8	64.2
Avg. Dist. to Rail [m]	5.3	2.2	2.2	1.4	0.9	0.8	1.0
Avg. Stride Freq. [Hz]	2.3	2.4	2.4	2.3	2.4	2.4	2.3
Avg. Stride Length [m]	5.8	7.5	7.7	7.5	7.4	7.3	7.1



- [] Ranking at each section and finish
- .-.- No data available at this section
- NA No data available



Horse/Jockey Name	At Witz End
Final Rank	2
Fastest Section Time (Section)	0:10.73 (1200m)
Top Speed [km/h] (Section)	68.2 (1200m)
Race State	Finished



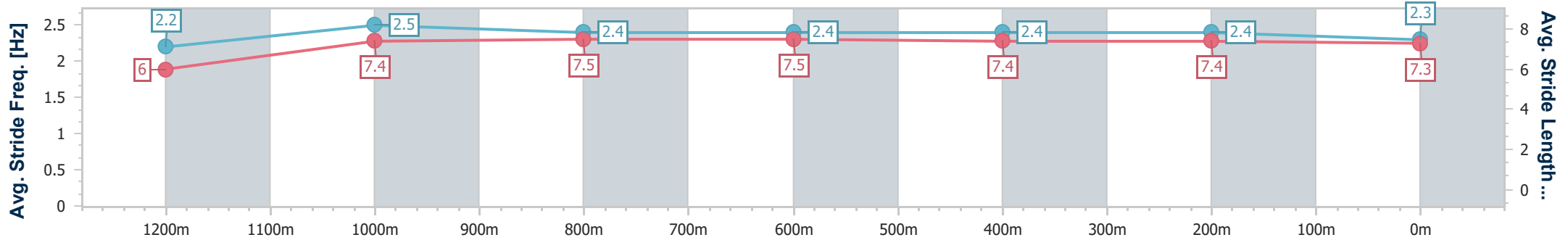
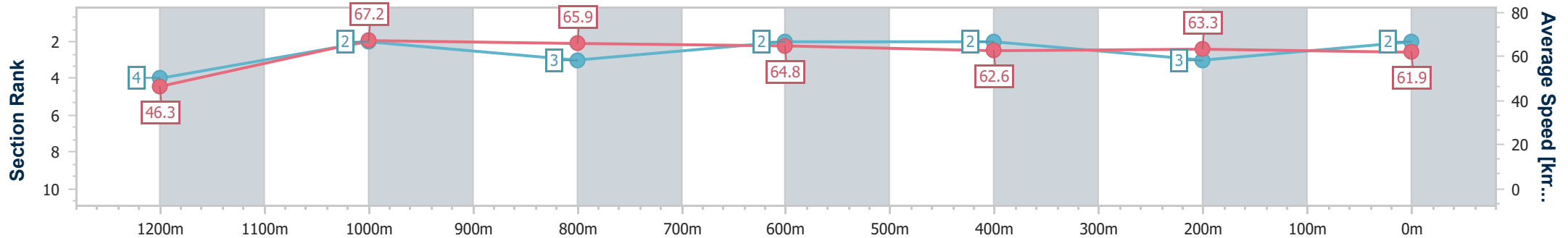
Ipswich QLD Professional
 Race 8: THE BARN FAMILY RESTAURANT OPEN Handicap - 1350m



16 February 2023 - 17:01

Track Rating: Good 3, Weather: fine, Rail Position: +4m Entire

Section	Overall	1200m	1000m	800m	600m	400m	200m
Section Times	1:18.83 [2] (0:11.68)	1:07.15 [4] (0:10.73)	0:56.42 [2] (0:10.90)	0:45.52 [3] (0:11.05)	0:34.47 [2] (0:11.47)	0:23.00 [2] (0:11.38)	0:11.62 [3] (0:11.62)
Average Speed [km/h]	46.3	67.2	65.9	64.8	62.6	63.3	61.9
Top Speed [km/h]	65.9	68.2	66.7	66.8	63.4	64.1	63.4
Avg. Dist. to Rail [m]	6.6	2.2	0.8	1.6	0.7	0.7	1.5
Avg. Stride Freq. [Hz]	2.2	2.5	2.4	2.4	2.4	2.4	2.3
Avg. Stride Length [m]	6.0	7.4	7.5	7.5	7.4	7.4	7.3



- [] Ranking at each section and finish
- .-.- No data available at this section
- NA No data available



Horse/Jockey Name	Acrobatic
Final Rank	3
Fastest Section Time (Section)	0:10.67 (1200m)
Top Speed [km/h] (Section)	67.6 (1200m)
Race State	Finished



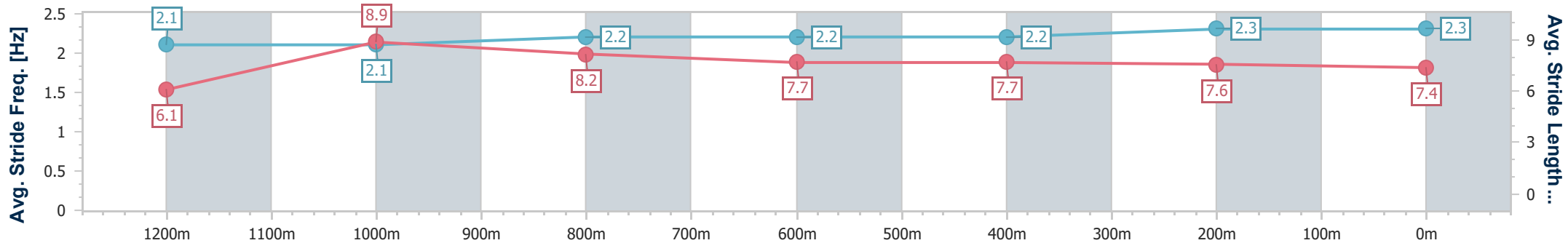
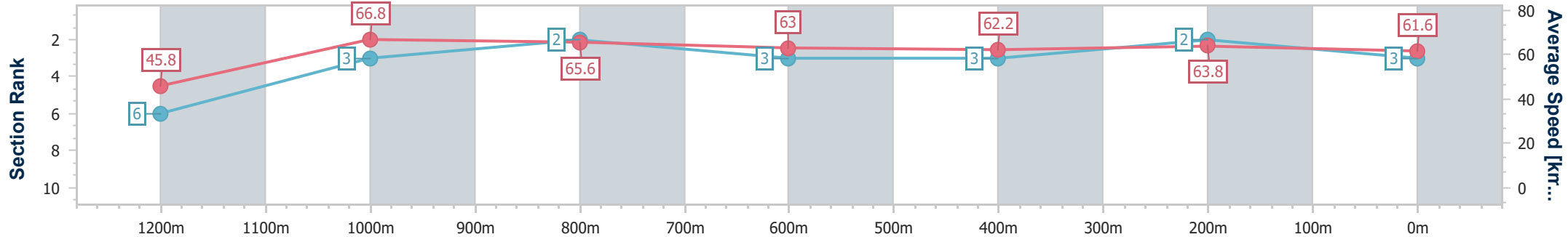
Ipswich QLD Professional
Race 8: THE BARN FAMILY RESTAURANT OPEN Handicap - 1350m



16 February 2023 - 17:01

Track Rating: Good 3, Weather: fine, Rail Position: +4m Entire

Section	Overall	1200m	1000m	800m	600m	400m	200m
Section Times	1:18.97 [3] (0:11.79)	1:07.18 [6] (0:10.67)	0:56.51 [3] (0:10.85)	0:45.66 [2] (0:11.28)	0:34.38 [3] (0:11.47)	0:22.91 [3] (0:11.21)	0:11.70 [2] (0:11.70)
Average Speed [km/h]	45.8	66.8	65.6	63.0	62.2	63.8	61.6
Top Speed [km/h]	65.1	67.6	66.3	65.3	63.4	65.7	65.6
Avg. Dist. to Rail [m]	2.4	5.3	5.9	3.1	2.3	1.6	1.3
Avg. Stride Freq. [Hz]	2.1	2.1	2.2	2.2	2.2	2.3	2.3
Avg. Stride Length [m]	6.1	8.9	8.2	7.7	7.7	7.6	7.4



- [] Ranking at each section and finish
- .-.- No data available at this section
- NA No data available



Horse/Jockey Name	Fast Talking
Final Rank	4
Fastest Section Time (Section)	0:10.97 (1000m)
Top Speed [km/h] (Section)	65.9 (1000m)
Race State	Finished



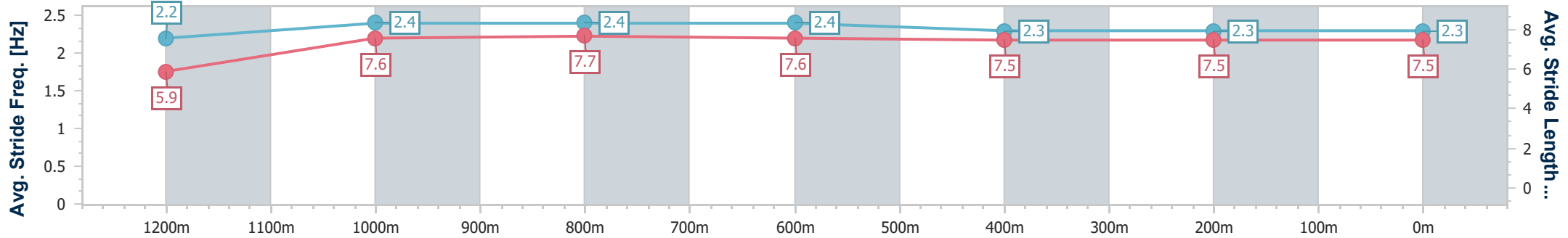
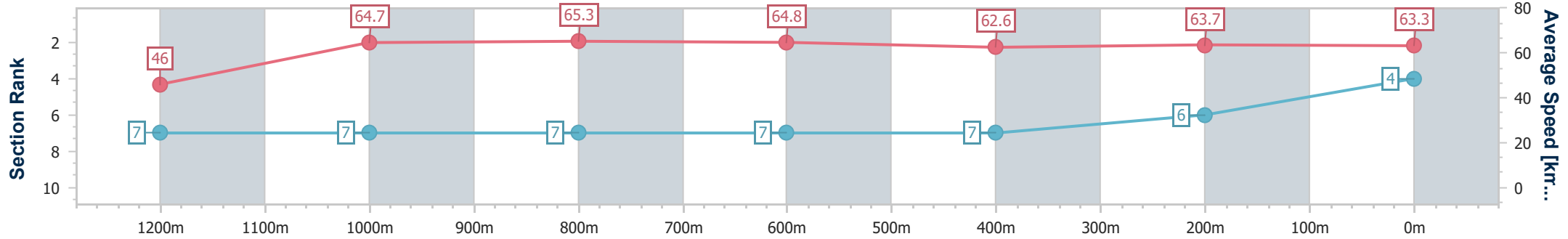
Ipswich QLD Professional
 Race 8: THE BARN FAMILY RESTAURANT OPEN Handicap - 1350m



16 February 2023 - 17:01

Track Rating: Good 3, Weather: fine, Rail Position: +4m Entire

Section	Overall	1200m	1000m	800m	600m	400m	200m
Section Times	1:19.00 [4] (0:11.76)	1:07.24 [7] (0:11.09)	0:56.15 [7] (0:10.97)	0:45.18 [7] (0:11.04)	0:34.14 [7] (0:11.46)	0:22.68 [7] (0:11.30)	0:11.38 [6] (0:11.38)
Average Speed [km/h]	46.0	64.7	65.3	64.8	62.6	63.7	63.3
Top Speed [km/h]	62.2	65.8	65.9	65.9	63.7	64.2	64.1
Avg. Dist. to Rail [m]	6.3	1.2	1.9	1.9	0.7	0.9	1.8
Avg. Stride Freq. [Hz]	2.2	2.4	2.4	2.4	2.3	2.3	2.3
Avg. Stride Length [m]	5.9	7.6	7.7	7.6	7.5	7.5	7.5



- [] Ranking at each section and finish
- .-.- No data available at this section
- NA No data available



Horse/Jockey Name	That's Justified
Final Rank	5
Fastest Section Time (Section)	0:10.92 (1200m)
Top Speed [km/h] (Section)	66.5 (1200m)
Race State	Finished



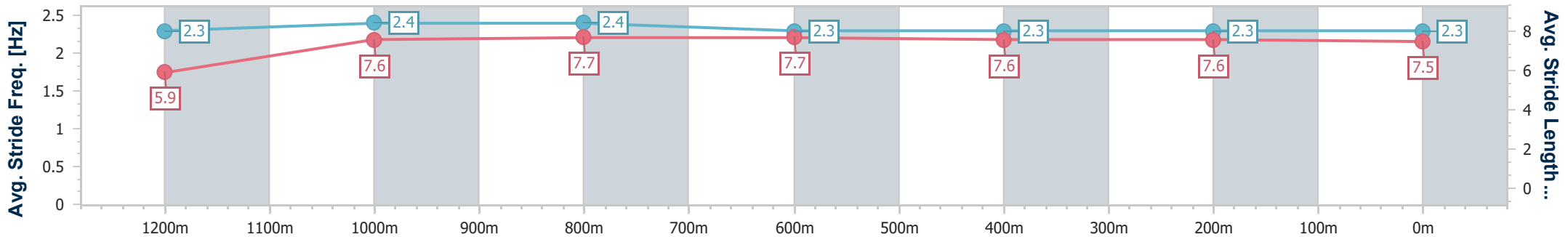
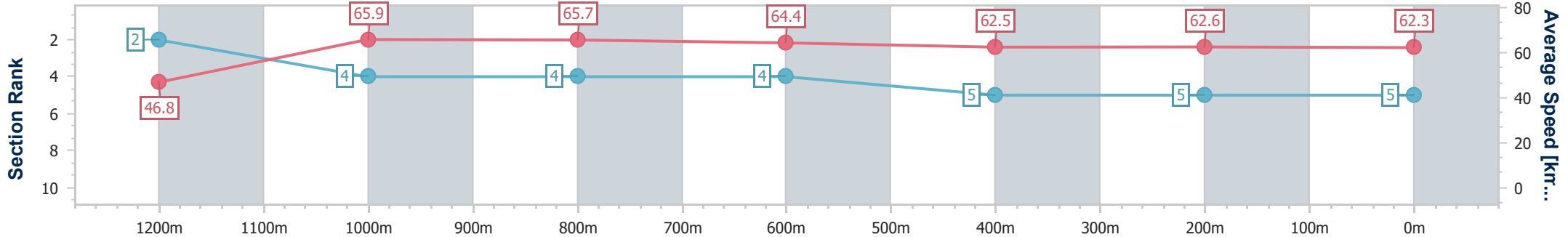
Ipswich QLD Professional
 Race 8: THE BARN FAMILY RESTAURANT OPEN Handicap - 1350m



16 February 2023 - 17:01

Track Rating: Good 3, Weather: fine, Rail Position: +4m Entire

Section	Overall	1200m	1000m	800m	600m	400m	200m
Section Times	1:19.12 [5] (0:11.57)	1:07.55 [2] (0:10.92)	0:56.63 [4] (0:10.92)	0:45.71 [4] (0:11.13)	0:34.58 [4] (0:11.49)	0:23.09 [5] (0:11.53)	0:11.56 [5] (0:11.56)
Average Speed [km/h]	46.8	65.9	65.7	64.4	62.5	62.6	62.3
Top Speed [km/h]	64.1	66.5	66.4	65.0	63.1	63.3	63.3
Avg. Dist. to Rail [m]	3.8	1.1	1.3	1.2	0.4	1.3	2.9
Avg. Stride Freq. [Hz]	2.3	2.4	2.4	2.3	2.3	2.3	2.3
Avg. Stride Length [m]	5.9	7.6	7.7	7.7	7.6	7.6	7.5



- [] Ranking at each section and finish
- .-.- No data available at this section
- NA No data available



Horse/Jockey Name	Ammoudi Bay
Final Rank	6
Fastest Section Time (Section)	0:10.88 (1200m)
Top Speed [km/h] (Section)	67.0 (1000m)
Race State	Finished



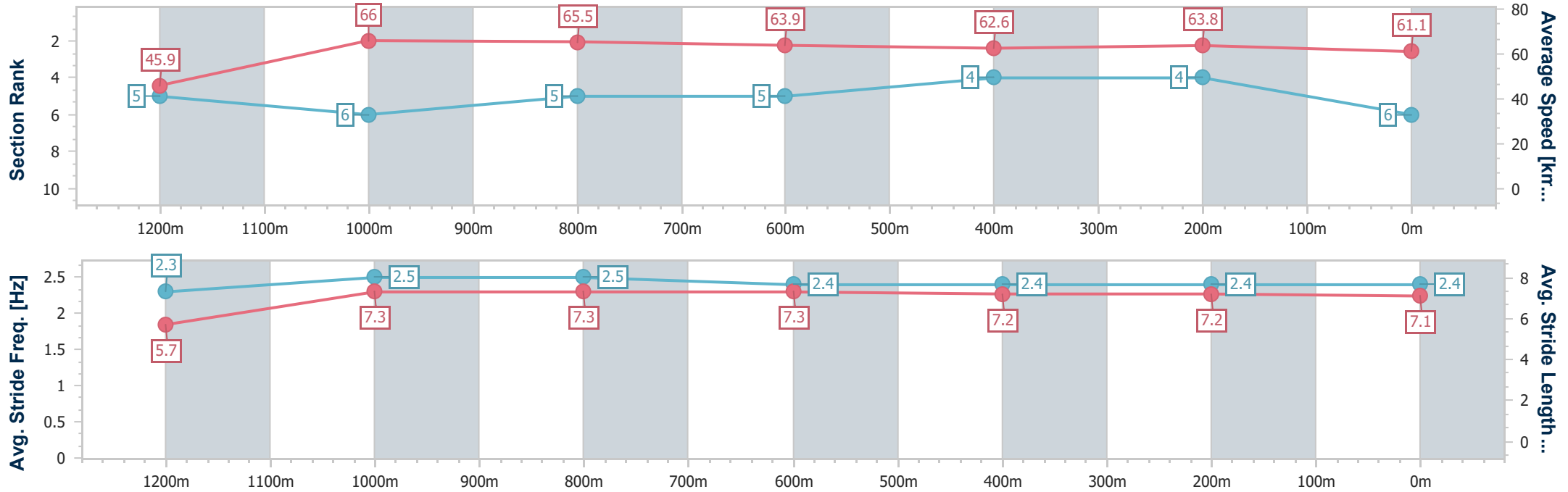
Ipswich QLD Professional
 Race 8: THE BARN FAMILY RESTAURANT OPEN Handicap - 1350m



16 February 2023 - 17:01

Track Rating: Good 3, Weather: fine, Rail Position: +4m Entire

Section	Overall	1200m	1000m	800m	600m	400m	200m
Section Times	1:19.26 [6] (0:11.78)	1:07.48 [5] (0:10.88)	0:56.60 [6] (0:10.90)	0:45.70 [5] (0:11.17)	0:34.53 [5] (0:11.44)	0:23.09 [4] (0:11.32)	0:11.77 [4] (0:11.77)
Average Speed [km/h]	45.9	66.0	65.5	63.9	62.6	63.8	61.1
Top Speed [km/h]	64.5	67.0	67.0	64.8	63.1	64.6	63.1
Avg. Dist. to Rail [m]	1.6	1.3	2.8	2.4	1.6	1.4	2.6
Avg. Stride Freq. [Hz]	2.3	2.5	2.5	2.4	2.4	2.4	2.4
Avg. Stride Length [m]	5.7	7.3	7.3	7.3	7.2	7.2	7.1



- [] Ranking at each section and finish
- .-.- No data available at this section
- NA No data available



Horse/Jockey Name	Red Bloom
Final Rank	7
Fastest Section Time (Section)	0:10.86 (1200m)
Top Speed [km/h] (Section)	66.8 (1200m)
Race State	Finished



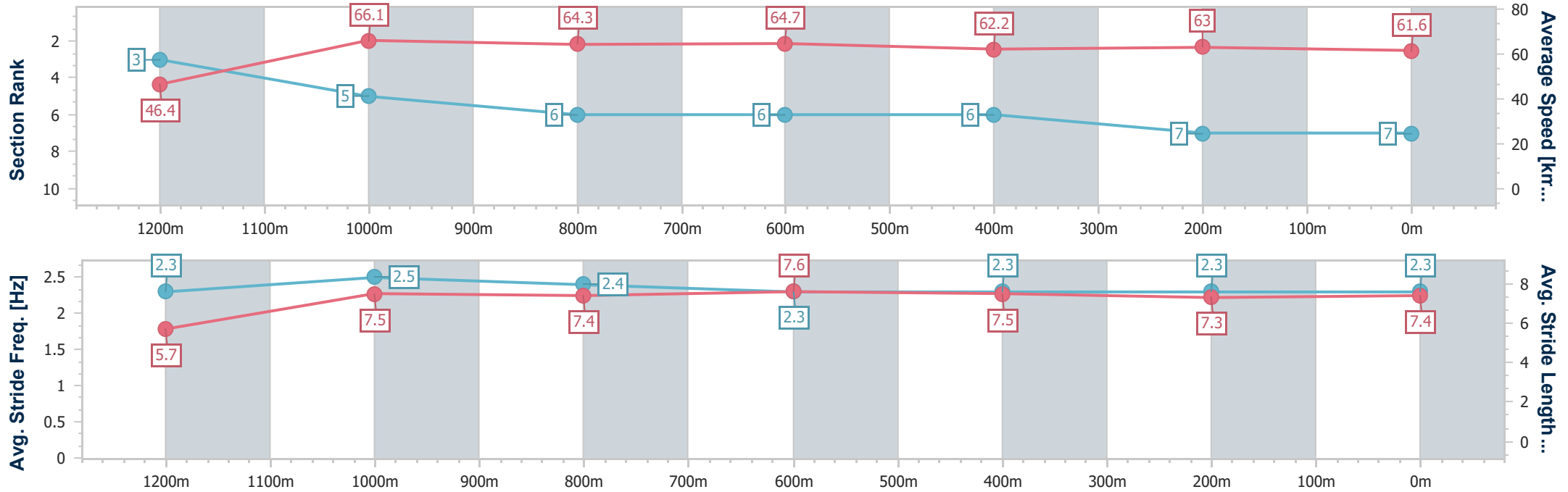
Ipswich QLD Professional
 Race 8: THE BARN FAMILY RESTAURANT OPEN Handicap - 1350m



16 February 2023 - 17:01

Track Rating: Good 3, Weather: fine, Rail Position: +4m Entire

Section	Overall	1200m	1000m	800m	600m	400m	200m						
Section Times	1:19.46 [7] (0:11.64)	1:07.82 [3] (0:10.86)	0:56.96 [5] (0:11.11)	0:45.85 [6] (0:11.05)	0:34.80 [6] (0:11.59)	0:23.21 [6] (0:11.54)	0:11.67 [7] (0:11.67)						
Average Speed [km/h]	46.4	66.1	64.3	64.7	62.2	63.0	61.6						
Top Speed [km/h]	65.5	66.8	65.1	65.2	64.1	63.9	63.1						
Avg. Dist. to Rail [m]	2.7	1.5	2.7	1.7	0.4	2.9	4.5						
Avg. Stride Freq. [Hz]	2.3	2.5	2.4	2.3	2.3	2.3	2.3						
Avg. Stride Length [m]	5.7	7.5	7.4	7.6	7.5	7.3	7.4						



- [] Ranking at each section and finish
- .-.- No data available at this section
- NA No data available



Horse/Jockey Name	Semaphore Girl
Final Rank	8
Fastest Section Time (Section)	0:10.96 (1000m)
Top Speed [km/h] (Section)	66.7 (1000m)
Race State	Finished



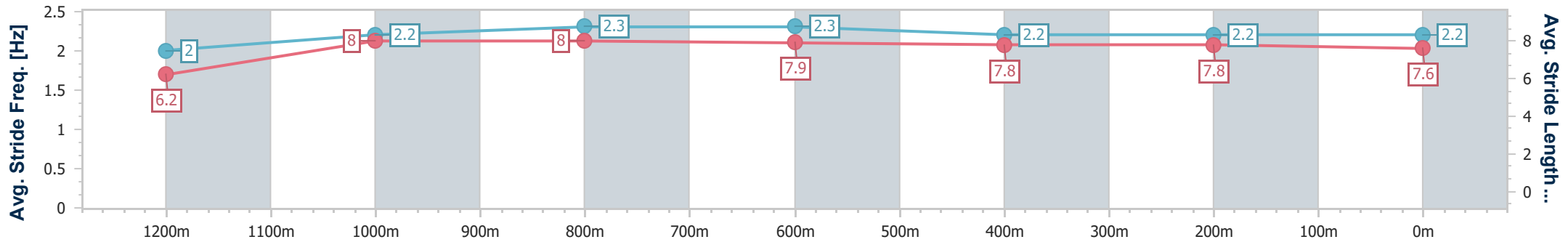
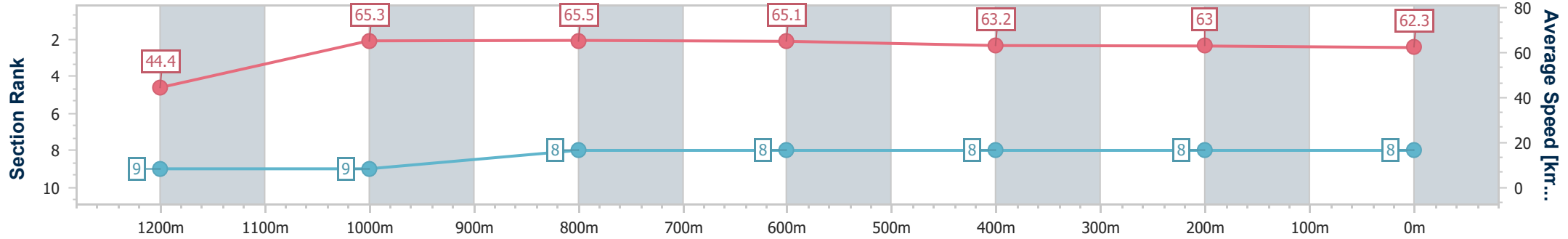
Ipswich QLD Professional
 Race 8: THE BARN FAMILY RESTAURANT OPEN Handicap - 1350m



16 February 2023 - 17:01

Track Rating: Good 3, Weather: fine, Rail Position: +4m Entire

Section	Overall	1200m	1000m	800m	600m	400m	200m
Section Times	1:19.65 [8] (0:12.19)	1:07.46 [9] (0:10.97)	0:56.49 [9] (0:10.96)	0:45.53 [8] (0:11.00)	0:34.53 [8] (0:11.45)	0:23.08 [8] (0:11.52)	0:11.56 [8] (0:11.56)
Average Speed [km/h]	44.4	65.3	65.5	65.1	63.2	63.0	62.3
Top Speed [km/h]	62.7	66.6	66.7	65.9	63.8	63.9	63.6
Avg. Dist. to Rail [m]	2.3	1.3	2.0	0.9	0.9	3.3	7.7
Avg. Stride Freq. [Hz]	2.0	2.2	2.3	2.3	2.2	2.2	2.2
Avg. Stride Length [m]	6.2	8.0	8.0	7.9	7.8	7.8	7.6



- [] Ranking at each section and finish
- .-.- No data available at this section
- NA No data available



Horse/Jockey Name	Honorable Spirit
Final Rank	9
Fastest Section Time (Section)	0:11.13 (1200m)
Top Speed [km/h] (Section)	66.3 (1200m)
Race State	Finished



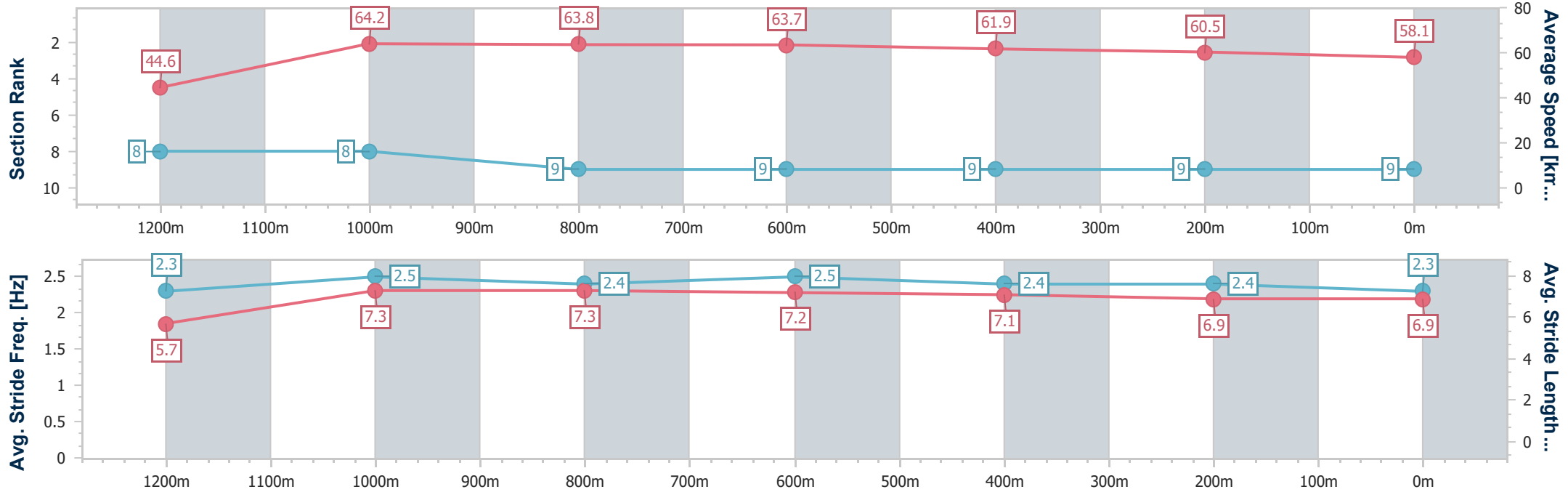
Ipswich QLD Professional
 Race 8: THE BARN FAMILY RESTAURANT OPEN Handicap - 1350m



16 February 2023 - 17:01

Track Rating: Good 3, Weather: fine, Rail Position: +4m Entire

Section	Overall	1200m	1000m	800m	600m	400m	200m
Section Times	1:21.53 [9] (0:12.11)	1:09.42 [8] (0:11.13)	0:58.29 [8] (0:11.18)	0:47.11 [9] (0:11.18)	0:35.93 [9] (0:11.59)	0:24.34 [9] (0:11.96)	0:12.38 [9] (0:12.38)
Average Speed [km/h]	44.6	64.2	63.8	63.7	61.9	60.5	58.1
Top Speed [km/h]	62.5	66.3	65.8	64.8	63.2	62.3	64.3
Avg. Dist. to Rail [m]	2.1	4.4	4.5	2.9	1.0	1.6	4.7
Avg. Stride Freq. [Hz]	2.3	2.5	2.4	2.5	2.4	2.4	2.3
Avg. Stride Length [m]	5.7	7.3	7.3	7.2	7.1	6.9	6.9



- [] Ranking at each section and finish
- .-.- No data available at this section
- NA No data available