



Aquis Park Gold Coast Poly QLD Professional

Race 3: GCTC MEMBERSHIP JOIN NOW Class 3 Handicap - 1900m



18 February 2023 - 13:29

Track Rating: Synthetic, Weather: Fine, Rail Position: True

Section		Overall	1800m	1600m	1400m	1200m	1000m	800m	Last 600m				
Field Times		2:00.10 (0:08.25)	1:51.85 (0:11.72)	1:40.13 (0:12.04)	1:28.09 (0:12.45)	1:15.64 (0:12.56)	1:03.08 (0:12.44)	0:50.64 (0:12.44)	0:38.20				
Rank	TAB Horse/Jockey	Barrier	Top Speed [km/h]	Fastest Section									Distance Travelled [m]
1	5 SHADYVALE STORM Sean Cormack	5	63.3 1800m	0:08.25 Overall	2:00.10 [1] (0:08.25)	1:51.85 [1] (0:11.72)	1:40.13 [1] (0:12.04)	1:28.09 [1] (0:12.45)	1:15.64 [1] (0:12.63)	1:03.01 [2] (0:12.37)	0:50.64 [1] (0:12.49)	0:38.15	
2	1 STAR SMASH Danny Peisley	1	63.3 1800m	0:08.35 Overall	2:00.12 [2] (0:08.35)	1:51.77 [3] (0:11.65)	1:40.12 [2] (0:12.04)	1:28.08 [2] (0:12.51)	1:15.57 [2] (0:12.64)	1:02.93 [3] (0:12.41)	0:50.52 [3] (0:12.30)	0:38.22	-15
3	9 CASSOWARY Karl Zechner	2	62.5 1800m	0:08.33 Overall	2:00.28 [3] (0:08.33)	1:51.95 [2] (0:11.92)	1:40.03 [5] (0:12.11)	1:27.92 [5] (0:12.43)	1:15.49 [5] (0:12.61)	1:02.88 [6] (0:12.30)	0:50.58 [4] (0:12.50)	0:38.08	-2
4	3 APATAKI Craig Robertson	7	63.7 1800m	0:08.76 Overall	2:00.35 [4] (0:08.76)	1:51.59 [6] (0:11.71)	1:39.88 [6] (0:12.04)	1:27.84 [6] (0:12.45)	1:15.39 [6] (0:12.39)	1:03.00 [5] (0:12.46)	0:50.54 [6] (0:12.51)	0:38.03	+8
5	8 HE'S VIRAL Montanna Savva	4	63.3 1800m	0:08.47 Overall	2:01.64 [5] (0:08.47)	1:53.17 [5] (0:11.58)	1:41.59 [3] (0:12.13)	1:29.46 [3] (0:12.50)	1:16.96 [3] (0:12.64)	1:04.32 [4] (0:12.42)	0:51.90 [5] (0:12.64)	0:39.26	-4
6	2 STORM ATTACK Anna Bakos	8	64.4 1800m	0:08.43 Overall	2:03.78 [6] (0:08.43)	1:55.35 [4] (0:11.76)	1:43.59 [4] (0:12.09)	1:31.50 [4] (0:12.44)	1:19.06 [4] (0:12.30)	1:06.76 [1] (0:12.53)	0:54.23 [2] (0:12.63)	0:41.60	+1

Scratched: Gunmetal Girl (#4), Girramay (#6), Foxy Fraulien (#7)

[] Ranking at each section and finish
 -:-:- No data available at this section
 NA No data available

SCN Saddle cloth number
 DNF Did not finish
 DNT Did not track



Aquis Park Gold Coast Poly QLD Professional

Race 3: GCTC MEMBERSHIP JOIN NOW Class 3 Handicap - 1900m



18 February 2023 - 13:29

Track Rating: Synthetic, Weather: Fine, Rail Position: True

Section				600m	400m	200m			Last 600m	
Field Times				0:38.20 (0:12.38)	0:25.82 (0:12.77)	0:13.05 (0:13.05)			0:38.20	
Rank	TAB	Horse/Jockey	Barrier	Top Speed [km/h]	Fastest Section	Margin			Distance Travelled [m]	
1	5	SHADYVALE STORM Sean Cormack	5	63.3 1800m	0:08.25 Overall	0:38.15 [1] (0:12.49)	0:25.66 [2] (0:12.65)	0:13.01 [1] (0:13.01)	2:00.10	0:38.15
2	1	STAR SMASH Danny Peisley	1	63.3 1800m	0:08.35 Overall	0:38.22 [2] (0:12.38)	0:25.84 [1] (0:12.77)	0:13.07 [2] (0:13.07)	0.1L	0:38.22 -15
3	9	CASSOWARY Karl Zechner	2	62.5 1800m	0:08.33 Overall	0:38.08 [3] (0:12.40)	0:25.68 [3] (0:12.73)	0:12.95 [4] (0:12.95)	0.9L	0:38.08 -2
4	3	APATAKI Craig Robertson	7	63.7 1800m	0:08.76 Overall	0:38.03 [5] (0:12.35)	0:25.68 [4] (0:12.57)	0:13.11 [3] (0:13.11)	1.2L	0:38.03 +8
5	8	HE'S VIRAL Montanna Savva	4	63.3 1800m	0:08.47 Overall	0:39.26 [6] (0:12.78)	0:26.48 [6] (0:13.04)	0:13.44 [5] (0:13.44)	8.7L	0:39.26 -4
6	2	STORM ATTACK Anna Bakos	8	64.4 1800m	0:08.43 Overall	0:41.60 [4] (0:12.74)	0:28.86 [5] (0:13.79)	0:15.07 [6] (0:15.07)	21.2L	0:41.60 +1

Scratched: Gunmetal Girl (#4), Girramay (#6), Foxy Fraulien (#7)



Horse/Jockey Name	Shadyvale Storm
Final Rank	1
Fastest Section Time (Section)	0:08.25 (Overall)
Top Speed [km/h] (Section)	63.3 (1800m)
Race State	Finished



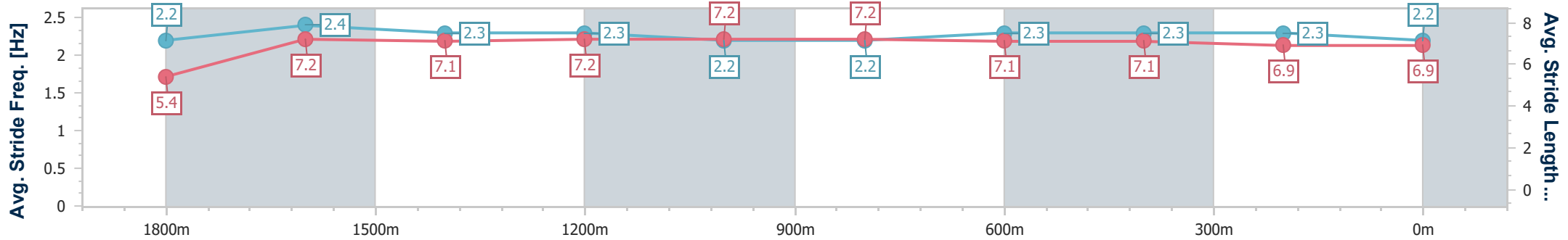
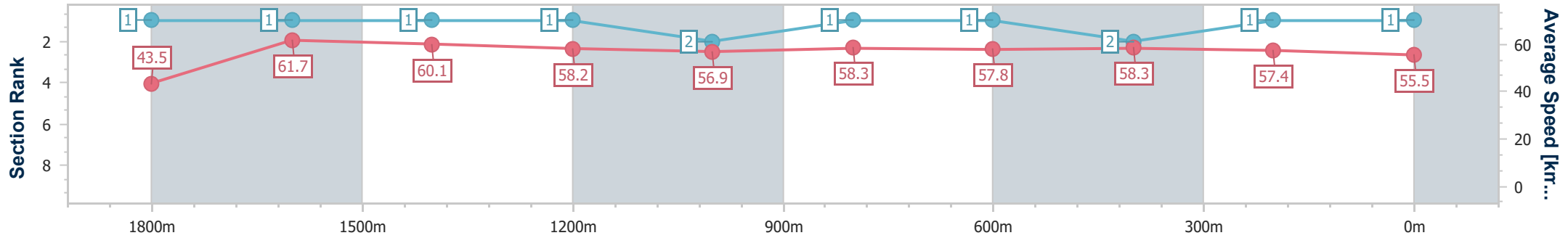
Aquis Park Gold Coast Poly QLD Professional
 Race 3: GCTC MEMBERSHIP JOIN NOW Class 3 Handicap - 1900m



18 February 2023 - 13:29

Track Rating: Synthetic, Weather: Fine, Rail Position: True

Section	Overall	1800m	1600m	1400m	1200m	1000m	800m	600m	400m	200m
Section Times	2:00.10 [1] (0:08.25)	1:51.85 [1] (0:11.72)	1:40.13 [1] (0:12.04)	1:28.09 [1] (0:12.45)	1:15.64 [1] (0:12.63)	1:03.01 [2] (0:12.37)	0:50.64 [1] (0:12.49)	0:38.15 [1] (0:12.49)	0:25.66 [2] (0:12.65)	0:13.01 [1] (0:13.01)
Average Speed [km/h]	43.5	61.7	60.1	58.2	56.9	58.3	57.8	58.3	57.4	55.5
Top Speed [km/h]	60.5	63.3	61.2	59.5	58.4	59.1	59.1	59.1	58.1	57.4
Avg. Dist. to Rail [m]	3.6	1.9	1.1	0.7	0.9	0.5	0.6	2.2	4.4	8.5
Avg. Stride Freq. [Hz]	2.2	2.4	2.3	2.3	2.2	2.2	2.3	2.3	2.3	2.2
Avg. Stride Length [m]	5.4	7.2	7.1	7.2	7.2	7.2	7.1	7.1	6.9	6.9



- [] Ranking at each section and finish
- .-.- No data available at this section
- NA No data available



Horse/Jockey Name	Star Smash
Final Rank	2
Fastest Section Time (Section)	0:08.35 (Overall)
Top Speed [km/h] (Section)	63.3 (1800m)
Race State	Finished



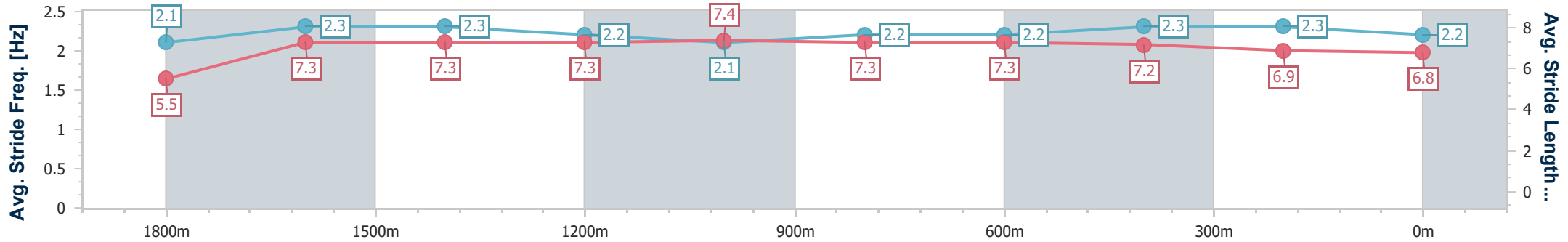
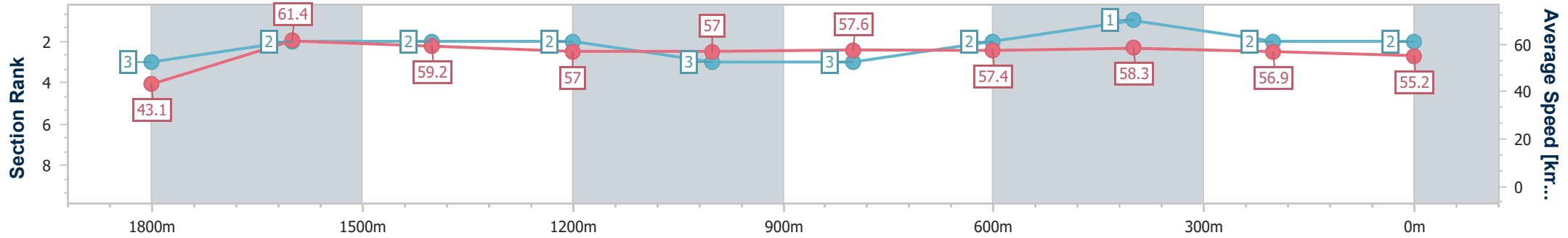
Aquis Park Gold Coast Poly QLD Professional
Race 3: GCTC MEMBERSHIP JOIN NOW Class 3 Handicap - 1900m



18 February 2023 - 13:29

Track Rating: Synthetic, Weather: Fine, Rail Position: True

Section	Overall	1800m	1600m	1400m	1200m	1000m	800m	600m	400m	200m
Section Times	2:00.12 [2] (0:08.35)	1:51.77 [3] (0:11.65)	1:40.12 [2] (0:12.04)	1:28.08 [2] (0:12.51)	1:15.57 [2] (0:12.64)	1:02.93 [3] (0:12.41)	0:50.52 [3] (0:12.30)	0:38.22 [2] (0:12.38)	0:25.84 [1] (0:12.77)	0:13.07 [2] (0:13.07)
Average Speed [km/h]	43.1	61.4	59.2	57.0	57.0	57.6	57.4	58.3	56.9	55.2
Top Speed [km/h]	59.6	63.3	60.8	60.3	58.5	59.3	59.2	59.6	58.2	57.5
Avg. Dist. to Rail [m]	0.8	1.0	2.0	1.4	1.3	2.1	3.2	1.1	3.8	8.0
Avg. Stride Freq. [Hz]	2.1	2.3	2.3	2.2	2.1	2.2	2.2	2.3	2.3	2.2
Avg. Stride Length [m]	5.5	7.3	7.3	7.3	7.4	7.3	7.3	7.2	6.9	6.8



- [] Ranking at each section and finish
- .-.-.- No data available at this section
- NA No data available



Horse/Jockey Name	Cassowary
Final Rank	3
Fastest Section Time (Section)	0:08.33 (Overall)
Top Speed [km/h] (Section)	62.5 (1800m)
Race State	Finished



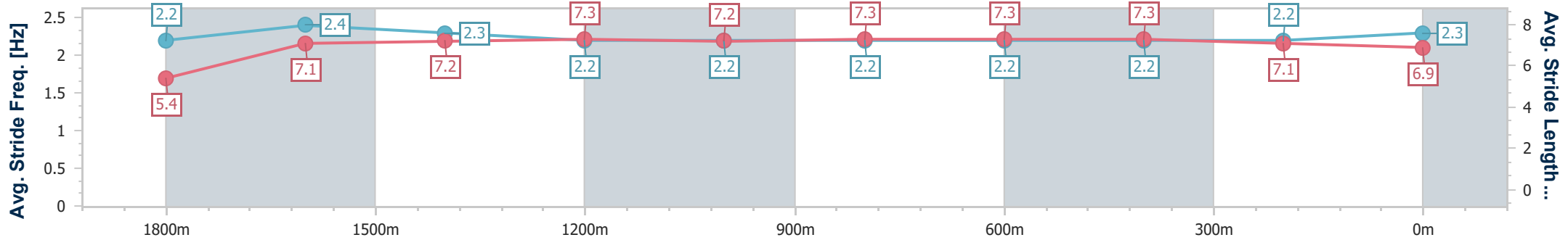
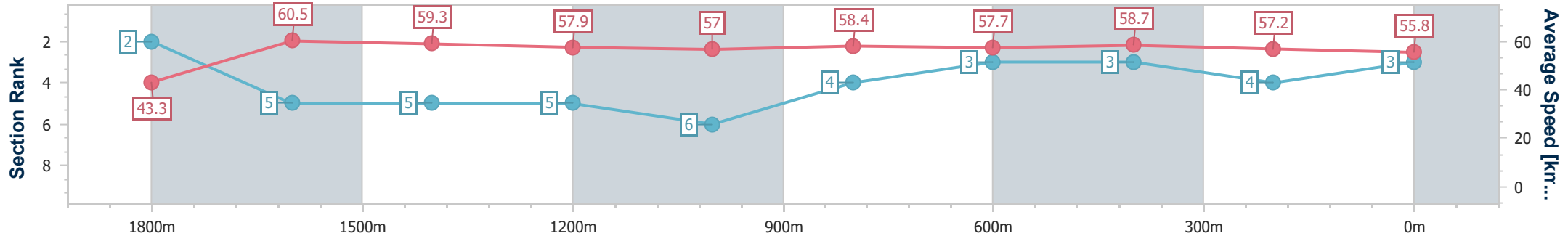
Aquis Park Gold Coast Poly QLD Professional
Race 3: GCTC MEMBERSHIP JOIN NOW Class 3 Handicap - 1900m



18 February 2023 - 13:29

Track Rating: Synthetic, Weather: Fine, Rail Position: True

Section	Overall	1800m	1600m	1400m	1200m	1000m	800m	600m	400m	200m
Section Times	2:00.28 [3] (0:08.33)	1:51.95 [2] (0:11.92)	1:40.03 [5] (0:12.11)	1:27.92 [5] (0:12.43)	1:15.49 [5] (0:12.61)	1:02.88 [6] (0:12.30)	0:50.58 [4] (0:12.50)	0:38.08 [3] (0:12.40)	0:25.68 [3] (0:12.73)	0:12.95 [4] (0:12.95)
Average Speed [km/h]	43.3	60.5	59.3	57.9	57.0	58.4	57.7	58.7	57.2	55.8
Top Speed [km/h]	57.7	62.5	60.1	59.3	59.7	60.0	59.2	60.1	58.9	56.8
Avg. Dist. to Rail [m]	1.9	0.8	0.4	0.2	0.2	0.3	0.5	2.1	4.7	6.2
Avg. Stride Freq. [Hz]	2.2	2.4	2.3	2.2	2.2	2.2	2.2	2.2	2.2	2.3
Avg. Stride Length [m]	5.4	7.1	7.2	7.3	7.2	7.3	7.3	7.3	7.1	6.9



- [] Ranking at each section and finish
- .-.- No data available at this section
- NA No data available



Horse/Jockey Name	Apataki
Final Rank	4
Fastest Section Time (Section)	0:08.76 (Overall)
Top Speed [km/h] (Section)	63.7 (1800m)
Race State	Finished



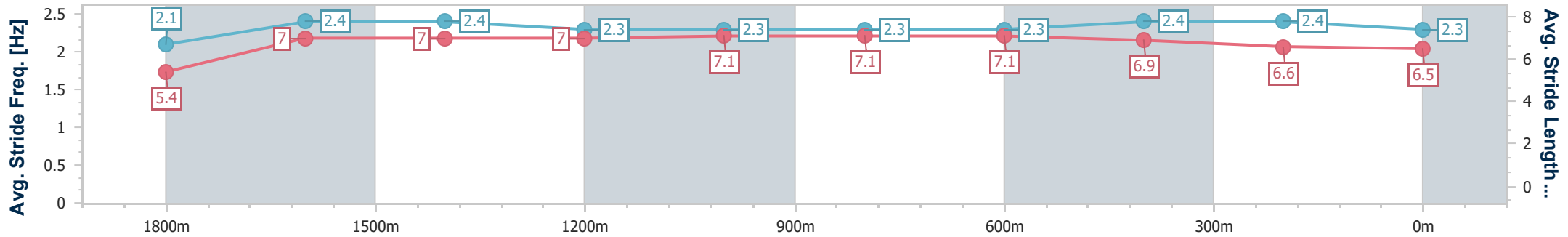
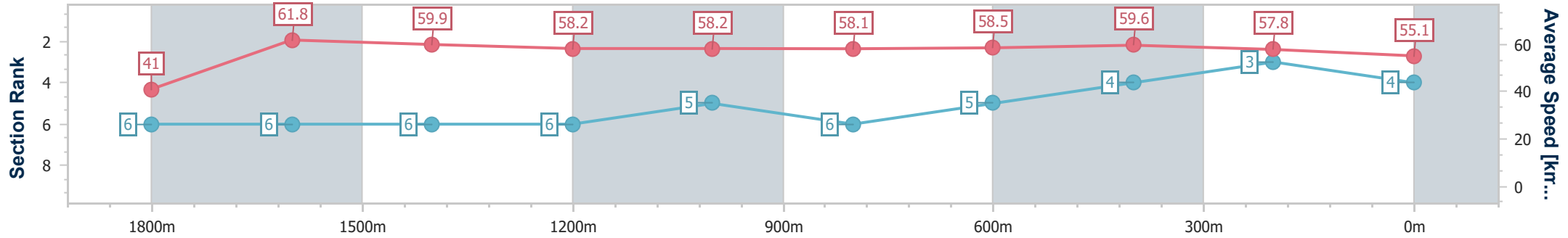
Aquis Park Gold Coast Poly QLD Professional
Race 3: GCTC MEMBERSHIP JOIN NOW Class 3 Handicap - 1900m



18 February 2023 - 13:29

Track Rating: Synthetic, Weather: Fine, Rail Position: True

Section	Overall	1800m	1600m	1400m	1200m	1000m	800m	600m	400m	200m
Section Times	2:00.35 [4] (0:08.76)	1:51.59 [6] (0:11.71)	1:39.88 [6] (0:12.04)	1:27.84 [6] (0:12.45)	1:15.39 [6] (0:12.39)	1:03.00 [5] (0:12.46)	0:50.54 [6] (0:12.51)	0:38.03 [5] (0:12.35)	0:25.68 [4] (0:12.57)	0:13.11 [3] (0:13.11)
Average Speed [km/h]	41.0	61.8	59.9	58.2	58.2	58.1	58.5	59.6	57.8	55.1
Top Speed [km/h]	60.0	63.7	61.9	59.3	59.5	60.0	59.9	61.2	59.6	57.4
Avg. Dist. to Rail [m]	4.5	2.7	0.8	1.1	2.6	2.5	3.0	4.4	5.7	10.2
Avg. Stride Freq. [Hz]	2.1	2.4	2.4	2.3	2.3	2.3	2.3	2.4	2.4	2.3
Avg. Stride Length [m]	5.4	7.0	7.0	7.0	7.1	7.1	7.1	6.9	6.6	6.5



- [] Ranking at each section and finish
- .-.- No data available at this section
- NA No data available



Horse/Jockey Name	He's Viral
Final Rank	5
Fastest Section Time (Section)	0:08.47 (Overall)
Top Speed [km/h] (Section)	63.3 (1800m)
Race State	Finished



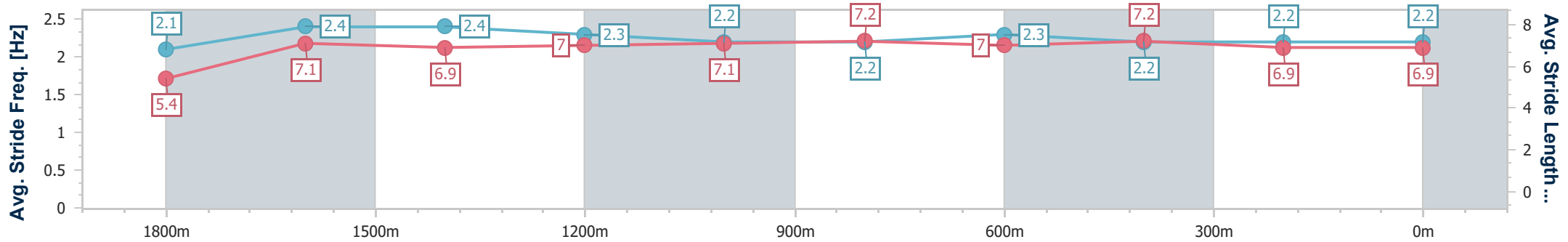
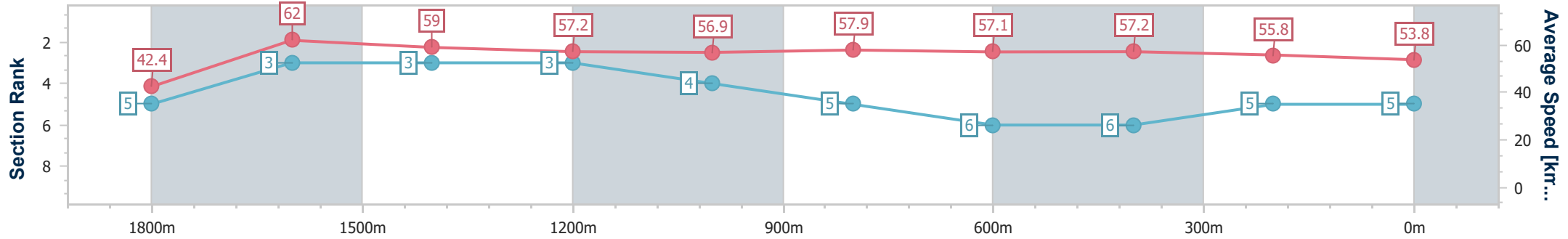
Aquis Park Gold Coast Poly QLD Professional
Race 3: GCTC MEMBERSHIP JOIN NOW Class 3 Handicap - 1900m



18 February 2023 - 13:29

Track Rating: Synthetic, Weather: Fine, Rail Position: True

Section	Overall	1800m	1600m	1400m	1200m	1000m	800m	600m	400m	200m
Section Times	2:01.64 [5] (0:08.47)	1:53.17 [5] (0:11.58)	1:41.59 [3] (0:12.13)	1:29.46 [3] (0:12.50)	1:16.96 [3] (0:12.64)	1:04.32 [4] (0:12.42)	0:51.90 [5] (0:12.64)	0:39.26 [6] (0:12.78)	0:26.48 [6] (0:13.04)	0:13.44 [5] (0:13.44)
Average Speed [km/h]	42.4	62.0	59.0	57.2	56.9	57.9	57.1	57.2	55.8	53.8
Top Speed [km/h]	59.6	63.3	60.6	59.0	58.3	59.3	58.1	59.3	57.0	54.6
Avg. Dist. to Rail [m]	2.3	1.1	0.9	0.9	0.2	0.2	0.4	2.5	5.1	9.3
Avg. Stride Freq. [Hz]	2.1	2.4	2.4	2.3	2.2	2.2	2.3	2.2	2.2	2.2
Avg. Stride Length [m]	5.4	7.1	6.9	7.0	7.1	7.2	7.0	7.2	6.9	6.9



- [] Ranking at each section and finish
- .-.- No data available at this section
- NA No data available



Horse/Jockey Name	Storm Attack
Final Rank	6
Fastest Section Time (Section)	0:08.43 (Overall)
Top Speed [km/h] (Section)	64.4 (1800m)
Race State	Finished



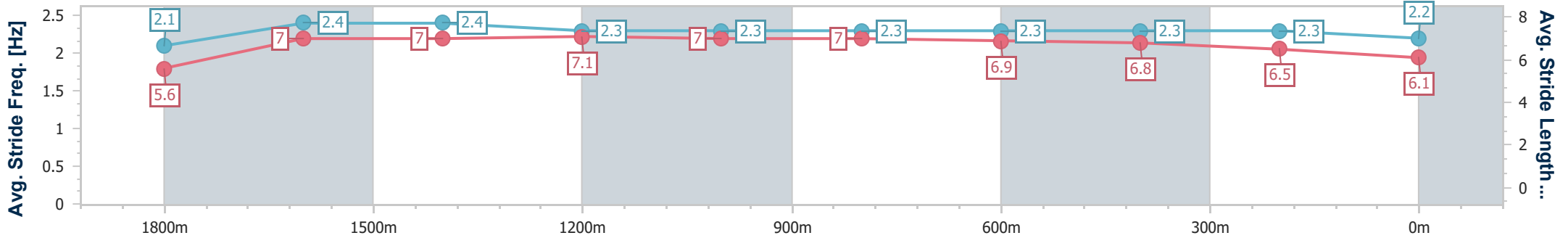
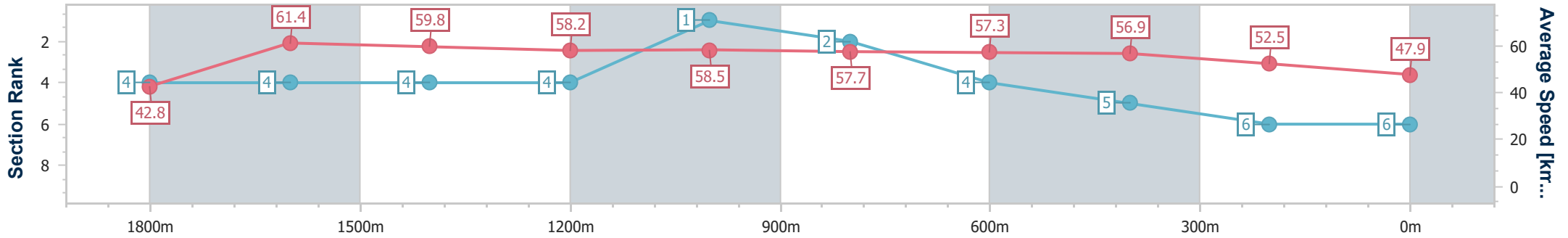
Aquis Park Gold Coast Poly QLD Professional
Race 3: GCTC MEMBERSHIP JOIN NOW Class 3 Handicap - 1900m



18 February 2023 - 13:29

Track Rating: Synthetic, Weather: Fine, Rail Position: True

Section	Overall	1800m	1600m	1400m	1200m	1000m	800m	600m	400m	200m
Section Times	2:03.78 [6] (0:08.43)	1:55.35 [4] (0:11.76)	1:43.59 [4] (0:12.09)	1:31.50 [4] (0:12.44)	1:19.06 [4] (0:12.30)	1:06.76 [1] (0:12.53)	0:54.23 [2] (0:12.63)	0:41.60 [4] (0:12.74)	0:28.86 [5] (0:13.79)	0:15.07 [6] (0:15.07)
Average Speed [km/h]	42.8	61.4	59.8	58.2	58.5	57.7	57.3	56.9	52.5	47.9
Top Speed [km/h]	59.0	64.4	60.8	58.9	59.6	58.8	58.2	58.9	55.5	50.4
Avg. Dist. to Rail [m]	5.5	2.7	0.9	0.8	2.0	1.3	1.0	1.5	1.6	1.1
Avg. Stride Freq. [Hz]	2.1	2.4	2.4	2.3	2.3	2.3	2.3	2.3	2.3	2.2
Avg. Stride Length [m]	5.6	7.0	7.0	7.1	7.0	7.0	6.9	6.8	6.5	6.1



- [] Ranking at each section and finish
- .-.- No data available at this section
- NA No data available