



Aquis Park Gold Coast Poly QLD Professional

Race 4: GALLERY SEAFOOD BUFFET RATINGS BAND 0 - 58 Handicap - 1050m

18 February 2023 - 14:10



Track Rating: Synthetic, Weather: Fine, Rail Position: True

| Section | | Overall | 1000m | 800m | 600m | 400m | 200m | Last 600m | | | | | |
|-------------|---|----------------------|----------------------|----------------------|--------------------------|--------------------------|--------------------------|--------------------------|--------------------------|--------------------------|---------|---------|-----|
| Field Times | | 1:03.12 (0:04.79) | 0:58.33 (0:10.88) | 0:47.45 (0:10.77) | 0:36.68 (0:11.30) | 0:25.38 (0:12.32) | 0:13.06 (0:13.06) | 0:36.68 | | | | | |
| Rank | TAB Horse/Jockey | Barrier | Top Speed [km/h] | Fastest Section | | | | | | | | | |
| 1 | 4 METZARRO Yvette Lewis | 3 | 68.7 1000m | 0:05.17 Overall | 1:03.12 [1] (0:05.17) | 0:57.95 [7] (0:10.91) | 0:47.04 [4] (0:10.99) | 0:36.05 [4] (0:11.43) | 0:24.62 [5] (0:12.00) | 0:12.62 [4] (0:12.62) | 1:03.12 | 0:36.05 | |
| 2 | 2 SIGHTSEER Bailey Wheeler | 2 | 68.5 1000m | 0:04.96 Overall | 1:03.13 [2] (0:04.96) | 0:58.17 [2] (0:10.80) | 0:47.37 [2] (0:10.70) | 0:36.67 [2] (0:11.28) | 0:25.39 [1] (0:12.32) | 0:13.07 [1] (0:13.07) | 0.1L | 0:36.67 | -6 |
| 3 | 3 DEVINE FACTOR Jag Guthmann-Chester | 1 | 68.4 800m | 0:05.25 Overall | 1:03.21 [3] (0:05.25) | 0:57.96 [8] (0:11.23) | 0:46.73 [7] (0:10.85) | 0:35.88 [6] (0:11.16) | 0:24.72 [4] (0:12.01) | 0:12.71 [3] (0:12.71) | 0.5L | 0:35.88 | +6 |
| 4 | 6 TOP BIRD Cody Collis | 4 | 69.1 1000m | 0:04.79 Overall | 1:03.27 [4] (0:04.79) | 0:58.48 [1] (0:10.88) | 0:47.60 [1] (0:10.77) | 0:36.83 [1] (0:11.45) | 0:25.38 [2] (0:12.24) | 0:13.14 [2] (0:13.14) | 0.7L | 0:36.83 | +1 |
| 5 | 1 ALL STARS Corey Bayliss | 6 | 67.8 800m | 0:05.37 Overall | 1:03.87 [5] (0:05.37) | 0:58.50 [9] (0:11.37) | 0:47.13 [9] (0:10.91) | 0:36.22 [8] (0:11.51) | 0:24.71 [7] (0:12.15) | 0:12.56 [6] (0:12.56) | 4.2L | 0:36.22 | +1 |
| 6 | 5 TAORMINA DUCHESS Wendy Peel | 7 | 69.4 800m | 0:05.01 Overall | 1:04.69 [6] (0:05.01) | 0:59.68 [4] (0:10.88) | 0:48.80 [3] (0:10.78) | 0:38.02 [3] (0:11.38) | 0:26.64 [3] (0:12.57) | 0:14.07 [5] (0:14.07) | 9L | 0:38.02 | +2 |
| 7 | 9 ROCKBARTON PAT Jason Taylor | 5 | 68.2 800m | 0:05.09 Overall | 1:05.21 [7] (0:05.09) | 1:00.12 [5] (0:11.19) | 0:48.93 [5] (0:10.90) | 0:38.03 [5] (0:11.39) | 0:26.64 [6] (0:12.78) | 0:13.86 [7] (0:13.86) | 12L | 0:38.03 | +2 |
| 8 | 7 AGARN Craig Robertson | 8 | 67.9 800m | 0:05.01 Overall | 1:10.19 [8] (0:05.01) | 1:05.18 [3] (0:11.35) | 0:53.83 [6] (0:11.16) | 0:42.67 [7] (0:11.71) | 0:30.96 [8] (0:13.22) | 0:17.74 [8] (0:17.74) | 41.3L | 0:42.67 | +19 |

Did Not Finish: Zou Some Damage (#8)

[] Ranking at each section and finish
 -:-:- No data available at this section
 NA No data available

SCN Saddle cloth number
 DNF Did not finish
 DNT Did not track



| | |
|--------------------------------|-------------------|
| Horse/Jockey Name | Metzarro |
| Final Rank | 1 |
| Fastest Section Time (Section) | 0:05.17 (Overall) |
| Top Speed [km/h] (Section) | 68.7 (1000m) |
| Race State | Finished |



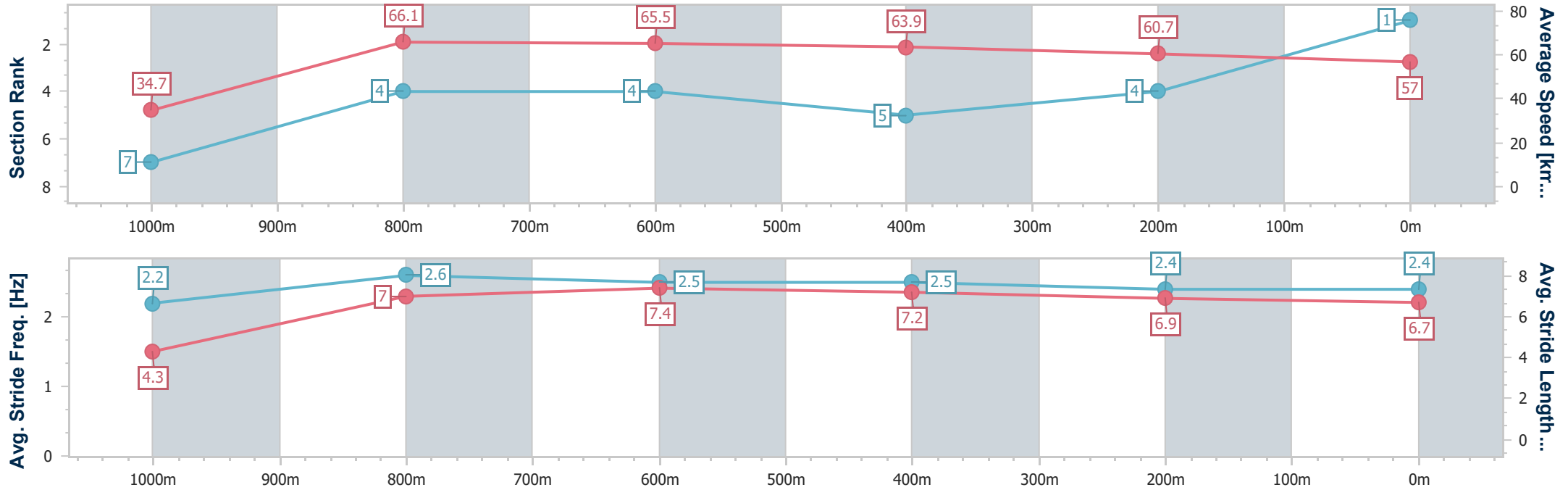
Aquis Park Gold Coast Poly QLD Professional
Race 4: GALLERY SEAFOOD BUFFET RATINGS BAND 0 - 58
Handicap - 1050m



18 February 2023 - 14:10

Track Rating: Synthetic, Weather: Fine, Rail Position: True

| Section | Overall | 1000m | 800m | 600m | 400m | 200m |
|------------------------|--------------------------|--------------------------|--------------------------|--------------------------|--------------------------|--------------------------|
| Section Times | 1:03.12 [1] (0:05.17) | 0:57.95 [7] (0:10.91) | 0:47.04 [4] (0:10.99) | 0:36.05 [4] (0:11.43) | 0:24.62 [5] (0:12.00) | 0:12.62 [4] (0:12.62) |
| Average Speed [km/h] | 34.7 | 66.1 | 65.5 | 63.9 | 60.7 | 57.0 |
| Top Speed [km/h] | 57.2 | 68.7 | 66.7 | 67.5 | 61.4 | 59.4 |
| Avg. Dist. to Rail [m] | 2.8 | 0.7 | 0.7 | 3.0 | 4.9 | 6.1 |
| Avg. Stride Freq. [Hz] | 2.2 | 2.6 | 2.5 | 2.5 | 2.4 | 2.4 |
| Avg. Stride Length [m] | 4.3 | 7.0 | 7.4 | 7.2 | 6.9 | 6.7 |



- [] Ranking at each section and finish
- .-.- No data available at this section
- NA No data available



| | |
|--------------------------------|-------------------|
| Horse/Jockey Name | Sightseer |
| Final Rank | 2 |
| Fastest Section Time (Section) | 0:04.96 (Overall) |
| Top Speed [km/h] (Section) | 68.5 (1000m) |
| Race State | Finished |



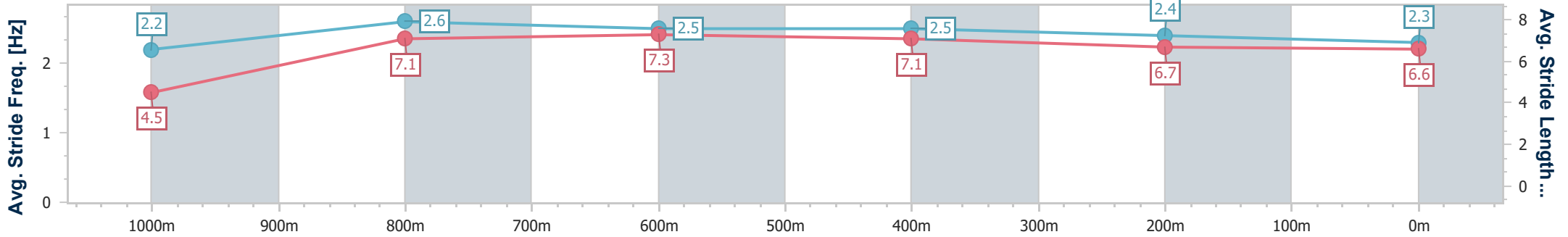
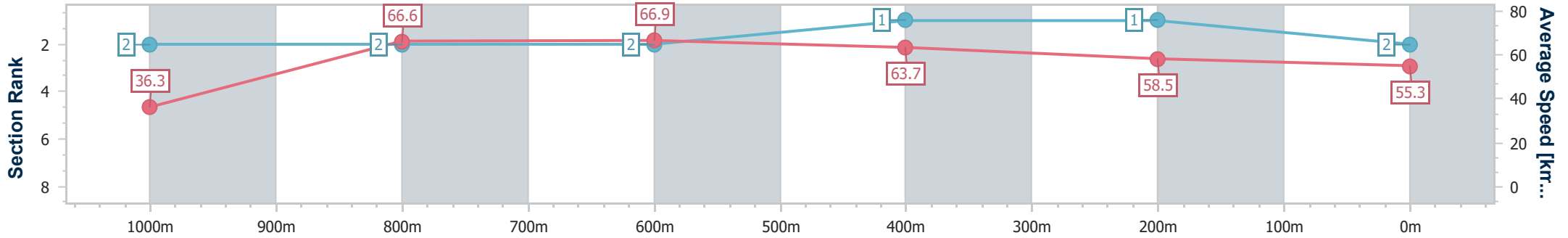
Aquis Park Gold Coast Poly QLD Professional
Race 4: GALLERY SEAFOOD BUFFET RATINGS BAND 0 - 58
Handicap - 1050m



18 February 2023 - 14:10

Track Rating: Synthetic, Weather: Fine, Rail Position: True

| Section | Overall | 1000m | 800m | 600m | 400m | 200m |
|------------------------|--------------------------|--------------------------|--------------------------|--------------------------|--------------------------|--------------------------|
| Section Times | 1:03.13 [2] (0:04.96) | 0:58.17 [2] (0:10.80) | 0:47.37 [2] (0:10.70) | 0:36.67 [2] (0:11.28) | 0:25.39 [1] (0:12.32) | 0:13.07 [1] (0:13.07) |
| Average Speed [km/h] | 36.3 | 66.6 | 66.9 | 63.7 | 58.5 | 55.3 |
| Top Speed [km/h] | 58.0 | 68.5 | 68.4 | 66.2 | 60.0 | 57.7 |
| Avg. Dist. to Rail [m] | 1.8 | 0.5 | 0.8 | 0.5 | 0.2 | 1.0 |
| Avg. Stride Freq. [Hz] | 2.2 | 2.6 | 2.5 | 2.5 | 2.4 | 2.3 |
| Avg. Stride Length [m] | 4.5 | 7.1 | 7.3 | 7.1 | 6.7 | 6.6 |



- [] Ranking at each section and finish
- .-.- No data available at this section
- NA No data available



| | |
|--------------------------------|-------------------|
| Horse/Jockey Name | Devine Factor |
| Final Rank | 3 |
| Fastest Section Time (Section) | 0:05.25 (Overall) |
| Top Speed [km/h] (Section) | 68.4 (800m) |
| Race State | Finished |



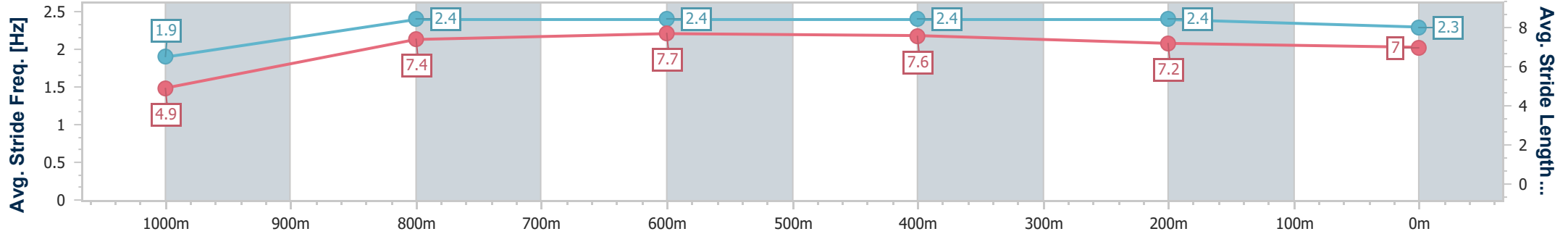
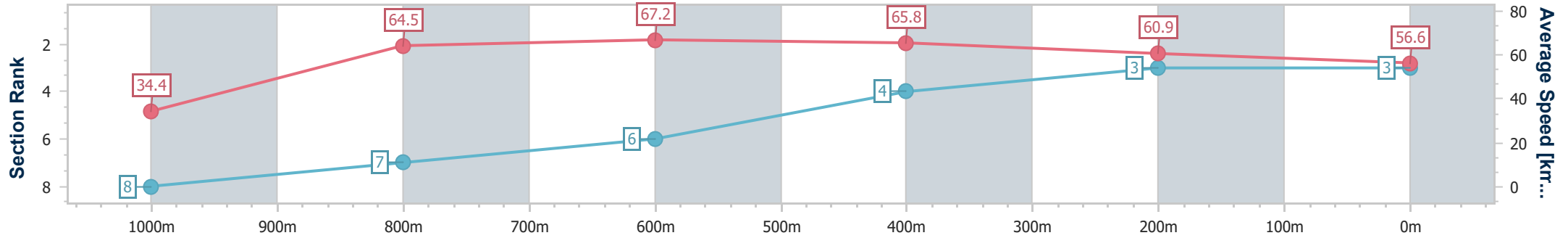
Aquis Park Gold Coast Poly QLD Professional
Race 4: GALLERY SEAFOOD BUFFET RATINGS BAND 0 - 58
Handicap - 1050m



18 February 2023 - 14:10

Track Rating: Synthetic, Weather: Fine, Rail Position: True

| Section | Overall | 1000m | 800m | 600m | 400m | 200m |
|------------------------|--------------------------|--------------------------|--------------------------|--------------------------|--------------------------|--------------------------|
| Section Times | 1:03.21 [3] (0:05.25) | 0:57.96 [8] (0:11.23) | 0:46.73 [7] (0:10.85) | 0:35.88 [6] (0:11.16) | 0:24.72 [4] (0:12.01) | 0:12.71 [3] (0:12.71) |
| Average Speed [km/h] | 34.4 | 64.5 | 67.2 | 65.8 | 60.9 | 56.6 |
| Top Speed [km/h] | 55.3 | 67.3 | 68.4 | 68.2 | 62.8 | 60.5 |
| Avg. Dist. to Rail [m] | 1.3 | 1.7 | 2.4 | 4.3 | 6.7 | 7.8 |
| Avg. Stride Freq. [Hz] | 1.9 | 2.4 | 2.4 | 2.4 | 2.4 | 2.3 |
| Avg. Stride Length [m] | 4.9 | 7.4 | 7.7 | 7.6 | 7.2 | 7.0 |



- [] Ranking at each section and finish
- .-.- No data available at this section
- NA No data available



| | |
|--------------------------------|-------------------|
| Horse/Jockey Name | Top Bird |
| Final Rank | 4 |
| Fastest Section Time (Section) | 0:04.79 (Overall) |
| Top Speed [km/h] (Section) | 69.1 (1000m) |
| Race State | Finished |



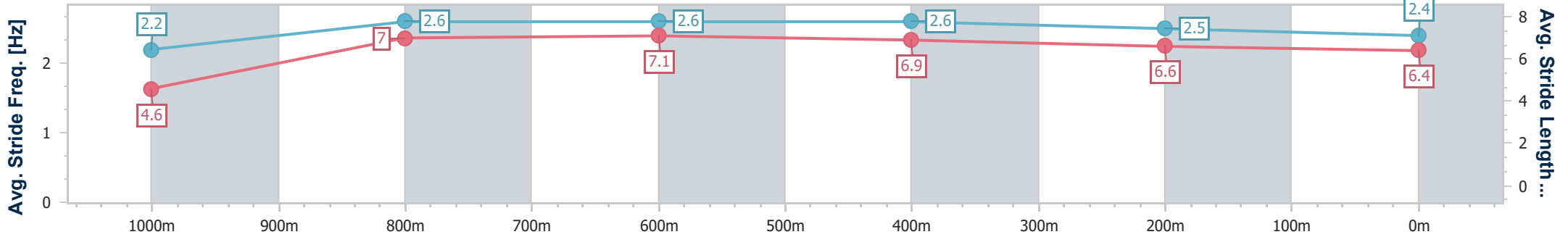
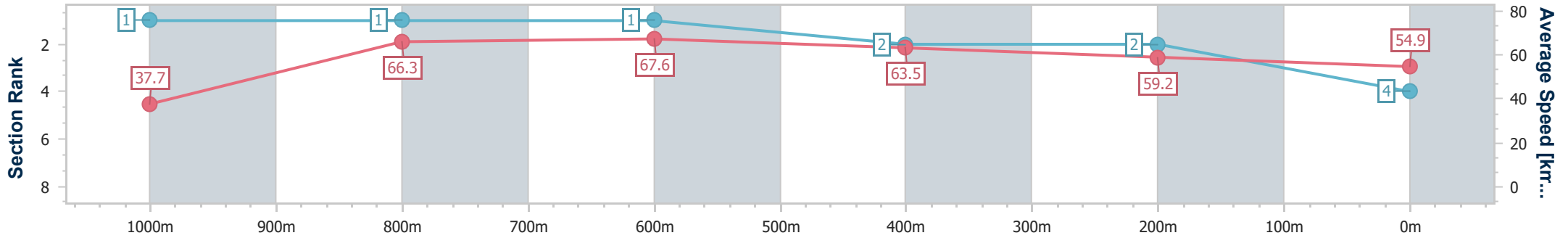
Aquis Park Gold Coast Poly QLD Professional
 Race 4: GALLERY SEAFOOD BUFFET RATINGS BAND 0 - 58
 Handicap - 1050m



18 February 2023 - 14:10

Track Rating: Synthetic, Weather: Fine, Rail Position: True

| Section | Overall | 1000m | 800m | 600m | 400m | 200m |
|------------------------|--------------------------|--------------------------|--------------------------|--------------------------|--------------------------|--------------------------|
| Section Times | 1:03.27 [4] (0:04.79) | 0:58.48 [1] (0:10.88) | 0:47.60 [1] (0:10.77) | 0:36.83 [1] (0:11.45) | 0:25.38 [2] (0:12.24) | 0:13.14 [2] (0:13.14) |
| Average Speed [km/h] | 37.7 | 66.3 | 67.6 | 63.5 | 59.2 | 54.9 |
| Top Speed [km/h] | 57.3 | 69.1 | 68.7 | 67.6 | 60.1 | 57.9 |
| Avg. Dist. to Rail [m] | 4.2 | 1.7 | 2.1 | 2.8 | 1.6 | 3.5 |
| Avg. Stride Freq. [Hz] | 2.2 | 2.6 | 2.6 | 2.6 | 2.5 | 2.4 |
| Avg. Stride Length [m] | 4.6 | 7.0 | 7.1 | 6.9 | 6.6 | 6.4 |



- [] Ranking at each section and finish
- .-.- No data available at this section
- NA No data available



| | |
|--------------------------------|-------------------|
| Horse/Jockey Name | All Stars |
| Final Rank | 5 |
| Fastest Section Time (Section) | 0:05.37 (Overall) |
| Top Speed [km/h] (Section) | 67.8 (800m) |
| Race State | Finished |



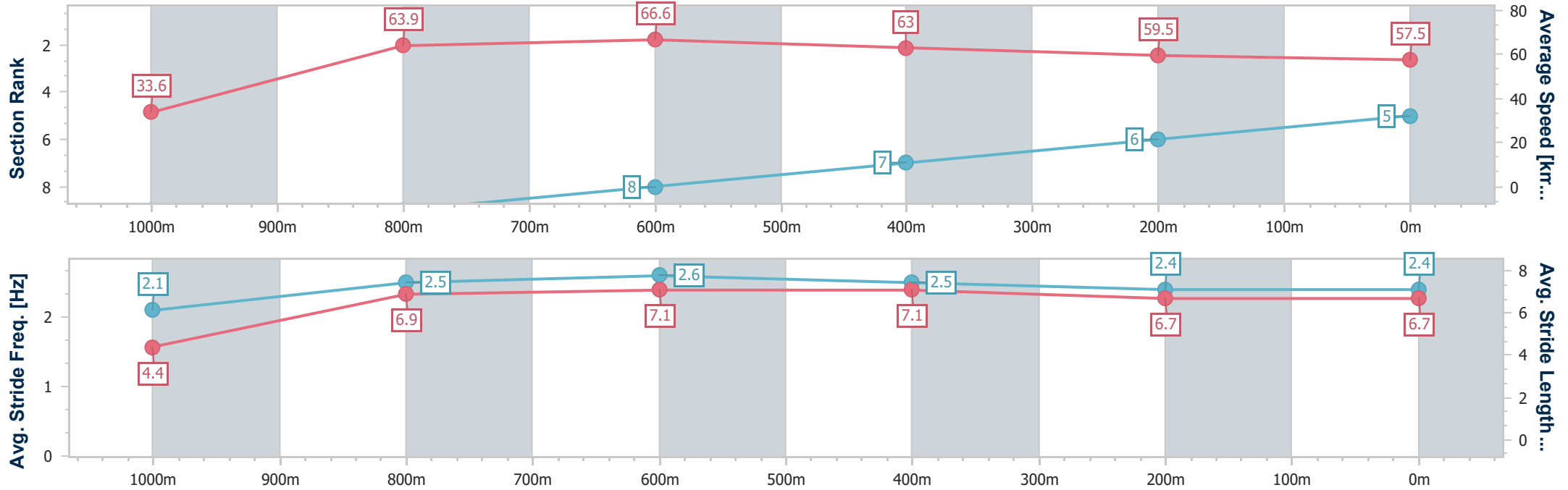
Aquis Park Gold Coast Poly QLD Professional
Race 4: GALLERY SEAFOOD BUFFET RATINGS BAND 0 - 58
Handicap - 1050m



18 February 2023 - 14:10

Track Rating: Synthetic, Weather: Fine, Rail Position: True

| Section | Overall | 1000m | 800m | 600m | 400m | 200m |
|------------------------|--------------------------|--------------------------|--------------------------|--------------------------|--------------------------|--------------------------|
| Section Times | 1:03.87 [5] (0:05.37) | 0:58.50 [9] (0:11.37) | 0:47.13 [9] (0:10.91) | 0:36.22 [8] (0:11.51) | 0:24.71 [7] (0:12.15) | 0:12.56 [6] (0:12.56) |
| Average Speed [km/h] | 33.6 | 63.9 | 66.6 | 63.0 | 59.5 | 57.5 |
| Top Speed [km/h] | 52.5 | 67.0 | 67.8 | 66.0 | 60.2 | 60.2 |
| Avg. Dist. to Rail [m] | 5.5 | 3.7 | 1.7 | 1.4 | 1.6 | 3.7 |
| Avg. Stride Freq. [Hz] | 2.1 | 2.5 | 2.6 | 2.5 | 2.4 | 2.4 |
| Avg. Stride Length [m] | 4.4 | 6.9 | 7.1 | 7.1 | 6.7 | 6.7 |



- [] Ranking at each section and finish
- .-.- No data available at this section
- NA No data available



| | |
|--------------------------------|-------------------|
| Horse/Jockey Name | Taormina Duchess |
| Final Rank | 6 |
| Fastest Section Time (Section) | 0:05.01 (Overall) |
| Top Speed [km/h] (Section) | 69.4 (800m) |
| Race State | Finished |



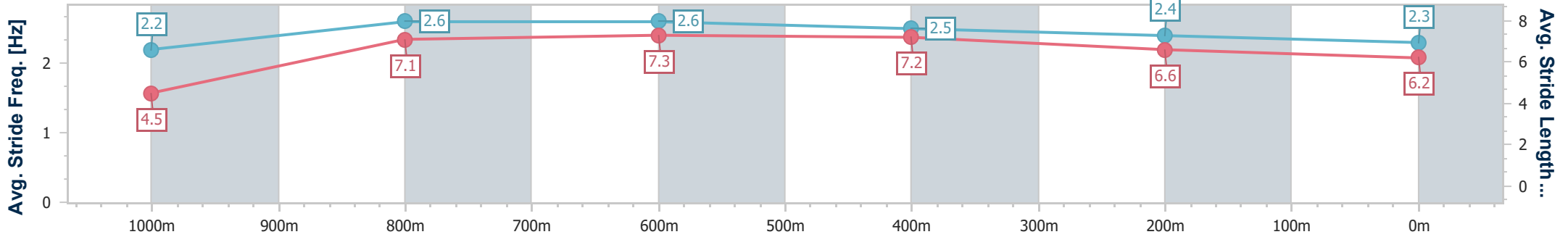
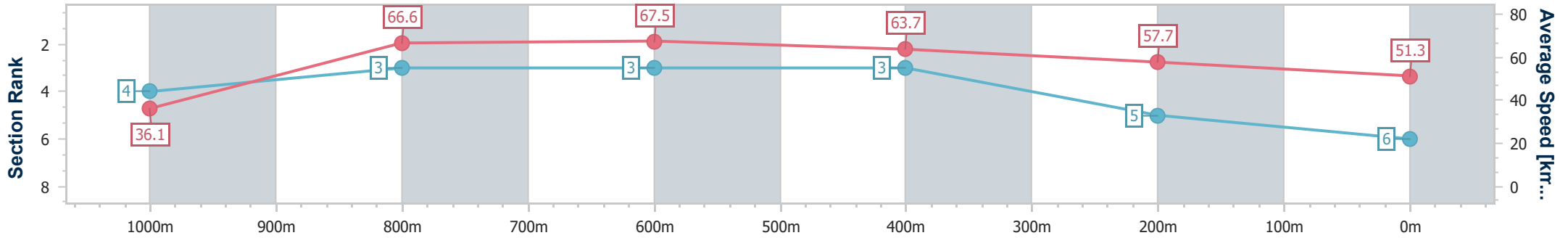
Aquis Park Gold Coast Poly QLD Professional
 Race 4: GALLERY SEAFOOD BUFFET RATINGS BAND 0 - 58
 Handicap - 1050m



18 February 2023 - 14:10

Track Rating: Synthetic, Weather: Fine, Rail Position: True

| Section | Overall | 1000m | 800m | 600m | 400m | 200m |
|------------------------|--------------------------|--------------------------|--------------------------|--------------------------|--------------------------|--------------------------|
| Section Times | 1:04.69 [6] (0:05.01) | 0:59.68 [4] (0:10.88) | 0:48.80 [3] (0:10.78) | 0:38.02 [3] (0:11.38) | 0:26.64 [3] (0:12.57) | 0:14.07 [5] (0:14.07) |
| Average Speed [km/h] | 36.1 | 66.6 | 67.5 | 63.7 | 57.7 | 51.3 |
| Top Speed [km/h] | 57.6 | 69.4 | 69.4 | 66.2 | 60.0 | 55.6 |
| Avg. Dist. to Rail [m] | 5.9 | 2.5 | 1.8 | 1.9 | 2.9 | 2.2 |
| Avg. Stride Freq. [Hz] | 2.2 | 2.6 | 2.6 | 2.5 | 2.4 | 2.3 |
| Avg. Stride Length [m] | 4.5 | 7.1 | 7.3 | 7.2 | 6.6 | 6.2 |



- [] Ranking at each section and finish
- .-.- No data available at this section
- NA No data available



| | |
|--------------------------------|-------------------|
| Horse/Jockey Name | Rockbarton Pat |
| Final Rank | 7 |
| Fastest Section Time (Section) | 0:05.09 (Overall) |
| Top Speed [km/h] (Section) | 68.2 (800m) |
| Race State | Finished |



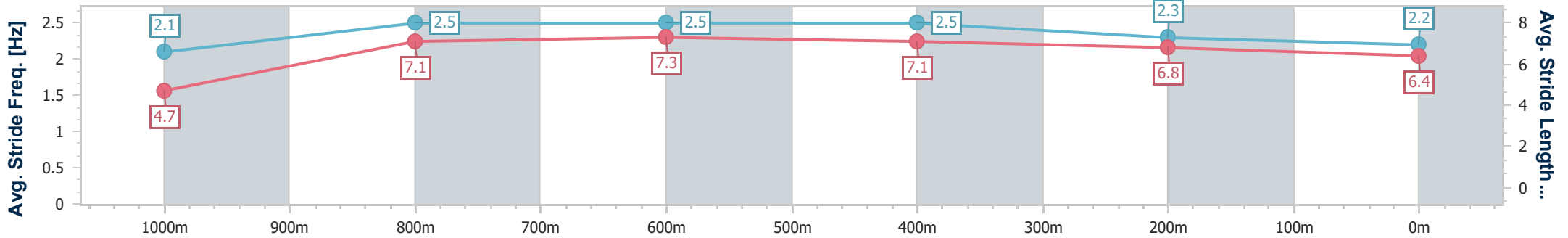
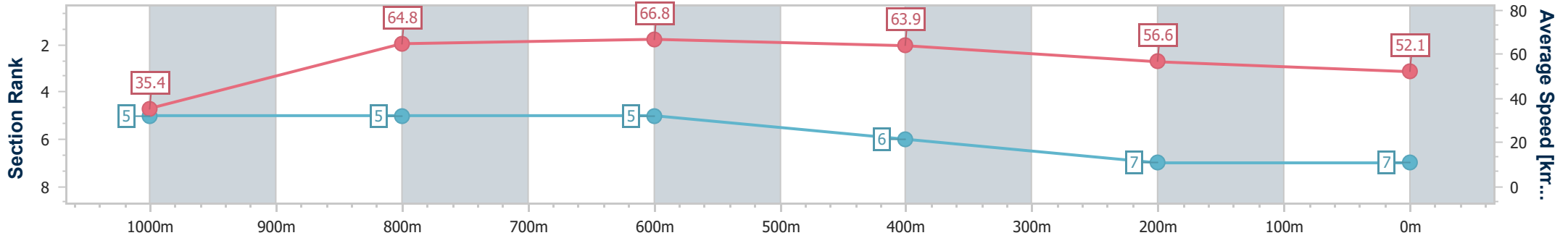
Aquis Park Gold Coast Poly QLD Professional
Race 4: GALLERY SEAFOOD BUFFET RATINGS BAND 0 - 58
Handicap - 1050m



18 February 2023 - 14:10

Track Rating: Synthetic, Weather: Fine, Rail Position: True

| Section | Overall | 1000m | 800m | 600m | 400m | 200m |
|------------------------|--------------------------|--------------------------|--------------------------|--------------------------|--------------------------|--------------------------|
| Section Times | 1:05.21 [7] (0:05.09) | 1:00.12 [5] (0:11.19) | 0:48.93 [5] (0:10.90) | 0:38.03 [5] (0:11.39) | 0:26.64 [6] (0:12.78) | 0:13.86 [7] (0:13.86) |
| Average Speed [km/h] | 35.4 | 64.8 | 66.8 | 63.9 | 56.6 | 52.1 |
| Top Speed [km/h] | 57.0 | 67.1 | 68.2 | 67.3 | 60.4 | 55.4 |
| Avg. Dist. to Rail [m] | 5.2 | 2.4 | 2.0 | 2.5 | 3.4 | 5.8 |
| Avg. Stride Freq. [Hz] | 2.1 | 2.5 | 2.5 | 2.5 | 2.3 | 2.2 |
| Avg. Stride Length [m] | 4.7 | 7.1 | 7.3 | 7.1 | 6.8 | 6.4 |



- [] Ranking at each section and finish
- .-.- No data available at this section
- NA No data available



| | |
|--------------------------------|-------------------|
| Horse/Jockey Name | Agarn |
| Final Rank | 8 |
| Fastest Section Time (Section) | 0:05.01 (Overall) |
| Top Speed [km/h] (Section) | 67.9 (800m) |
| Race State | Finished |



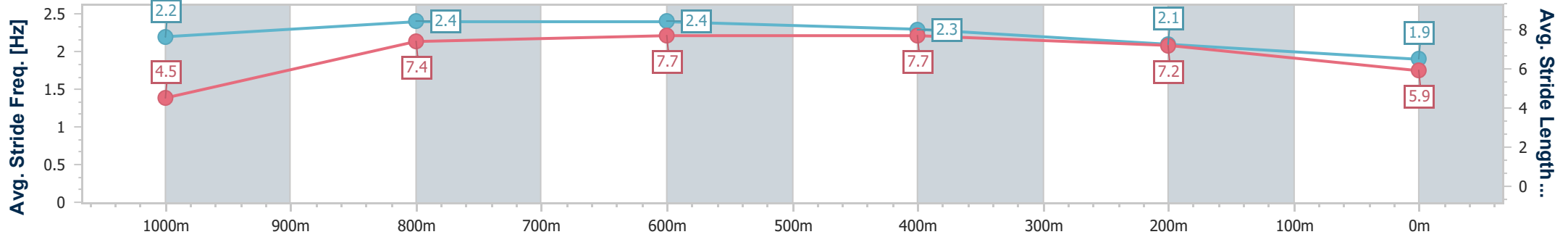
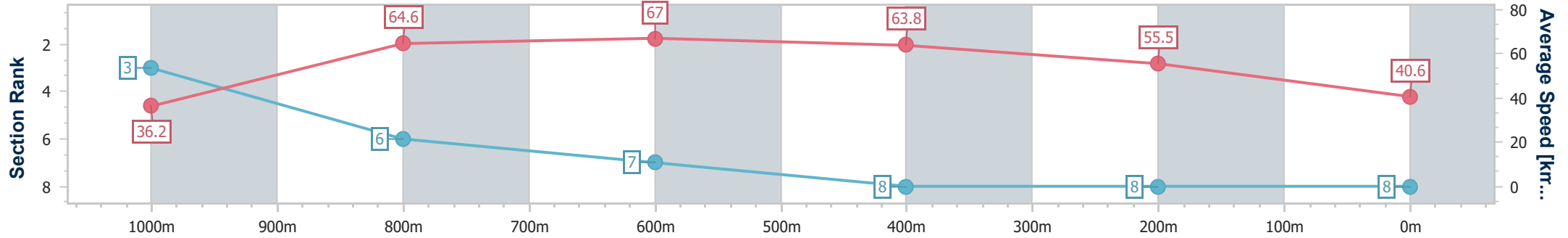
Aquis Park Gold Coast Poly QLD Professional
Race 4: GALLERY SEAFOOD BUFFET RATINGS BAND 0 - 58
Handicap - 1050m



18 February 2023 - 14:10

Track Rating: Synthetic, Weather: Fine, Rail Position: True

| Section | Overall | 1000m | 800m | 600m | 400m | 200m |
|------------------------|--------------------------|--------------------------|--------------------------|--------------------------|--------------------------|--------------------------|
| Section Times | 1:10.19 [8] (0:05.01) | 1:05.18 [3] (0:11.35) | 0:53.83 [6] (0:11.16) | 0:42.67 [7] (0:11.71) | 0:30.96 [8] (0:13.22) | 0:17.74 [8] (0:17.74) |
| Average Speed [km/h] | 36.2 | 64.6 | 67.0 | 63.8 | 55.5 | 40.6 |
| Top Speed [km/h] | 55.8 | 67.2 | 67.9 | 66.2 | 59.6 | 50.9 |
| Avg. Dist. to Rail [m] | 6.8 | 5.7 | 7.1 | 7.9 | 9.1 | 11.3 |
| Avg. Stride Freq. [Hz] | 2.2 | 2.4 | 2.4 | 2.3 | 2.1 | 1.9 |
| Avg. Stride Length [m] | 4.5 | 7.4 | 7.7 | 7.7 | 7.2 | 5.9 |



- [] Ranking at each section and finish
- .-.- No data available at this section
- NA No data available



| | |
|--------------------------------|-------------------|
| Horse/Jockey Name | Zou Some Damage |
| Final Rank | 2147483647 |
| Fastest Section Time (Section) | 0:05.15 (Overall) |
| Top Speed [km/h] (Section) | 65.9 (1000m) |
| Race State | DidNotFinish |



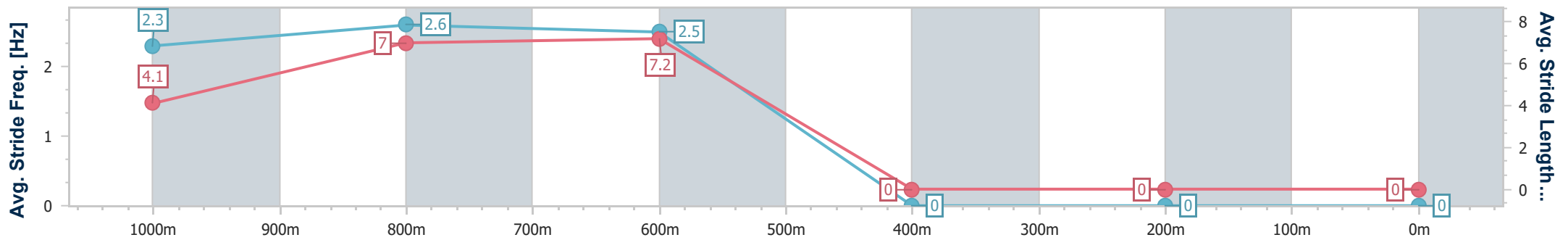
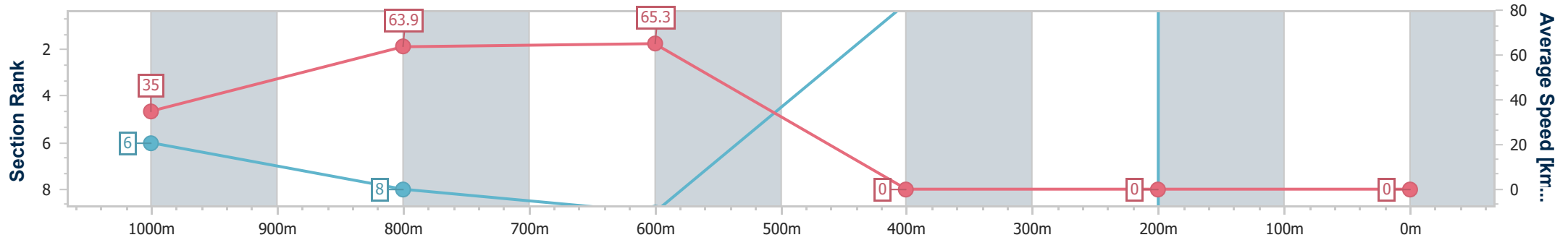
Aquis Park Gold Coast Poly QLD Professional
 Race 4: GALLERY SEAFOOD BUFFET RATINGS BAND 0 - 58
 Handicap - 1050m



18 February 2023 - 14:10

Track Rating: Synthetic, Weather: Fine, Rail Position: True

| Section | Overall | 1000m | 800m | 600m | 400m | 200m | | | | | | | | |
|------------------------|---|--------------------------|--------------------------|-------|-------|-------|--|--|--|--|--|--|--|--|
| Section Times | 0:00.00 [2147483647] 1 (0:05.15) | 0:00.00 [6] (0:11.42) | 0:00.00 [8] (0:11.22) | -:-:- | -:-:- | -:-:- | | | | | | | | |
| Average Speed [km/h] | 35.0 | 63.9 | 65.3 | 0.0 | 0.0 | 0.0 | | | | | | | | |
| Top Speed [km/h] | 56.1 | 65.9 | 65.7 | -:- | -:- | -:- | | | | | | | | |
| Avg. Dist. to Rail [m] | 7.7 | 4.9 | 3.0 | 0.0 | 0.0 | 0.0 | | | | | | | | |
| Avg. Stride Freq. [Hz] | 2.3 | 2.6 | 2.5 | -:- | -:- | -:- | | | | | | | | |
| Avg. Stride Length [m] | 4.1 | 7.0 | 7.2 | -:- | -:- | -:- | | | | | | | | |



- [] Ranking at each section and finish
- :-:- No data available at this section
- NA No data available

- [] Ranking at each section and finish
- :--:- No data available at this section
- NA No data available