



Doomben QLD Professional

Race 2: CASCADE Colts, Geldings and Entires Maiden Plate - 1200m

01 March 2023 - 14:14



BRISBANE
RACING CLUB

Track Rating: Good 4, Weather: Fine, Rail Position: +8 Entire Course

Section												Last 600m		
Field Times		Overall	1000m	800m	600m	400m	200m						0:34.76	
		1:10.18 (0:13.31)	0:56.87 (0:10.76)	0:46.11 (0:11.35)	0:34.76 (0:11.86)	0:22.90 (0:11.18)	0:11.72 (0:11.72)							
Rank	TAB	Horse/Jockey	Barrier	Top Speed [km/h]	Fastest Section							Margin	Distance Travelled [m]	
1	3	TERSANE Kyle Wilson-Taylor	9	70.4	0:10.63	1:10.18 [1]	0:56.20 [10]	0:45.57 [8]	0:34.25 [5]	0:22.58 [6]	0:11.67 [4]	1:10.18	0:34.25	
				Overall	1000m	(0:13.98)	(0:10.63)	(0:11.32)	(0:11.67)	(0:10.91)	(0:11.67)			
2	9	NAVAL TRADER Jaden Lloyd	1	69.6	0:10.64	1:10.26 [2]	0:56.60 [7]	0:45.96 [4]	0:34.58 [3]	0:22.83 [4]	0:11.73 [5]	0.47L	0:34.58	-4
				1000m	1000m	(0:13.66)	(0:10.64)	(0:11.38)	(0:11.75)	(0:11.10)	(0:11.73)			
3	13	RUSSIAN SUB Nathan Evans	4	69.3	0:10.84	1:10.26 [3]	0:56.86 [3]	0:46.02 [3]	0:34.54 [4]	0:22.92 [3]	0:11.80 [1]	0.51L	0:34.54	+5
				1000m	1000m	(0:13.40)	(0:10.84)	(0:11.48)	(0:11.62)	(0:11.12)	(0:11.80)			
4	1	AMBITIOUS SPIRIT Angela Jones	11	68.8	0:10.87	1:10.55 [4]	0:57.00 [5]	0:46.04 [6]	0:34.38 [8]	0:22.52 [11]	0:11.65 [7]	2.17L	0:34.38	+11
				1000m	400m	(0:13.55)	(0:10.96)	(0:11.66)	(0:11.86)	(0:10.87)	(0:11.65)			
5	19	SIMPLE WAY Ben Thompson	6	69.3	0:10.76	1:10.65 [5]	0:57.31 [2]	0:46.55 [2]	0:35.12 [2]	0:23.37 [1]	0:12.17 [2]	2.76L	0:35.12	+1
				Overall	1000m	(0:13.34)	(0:10.76)	(0:11.43)	(0:11.75)	(0:11.20)	(0:12.17)			
6	6	CURRY LEGEND Nikita Beriman	2	69.2	0:10.76	1:10.86 [6]	0:57.55 [1]	0:46.79 [1]	0:35.44 [1]	0:23.52 [2]	0:12.34 [3]	4L	0:35.44	-1
				1000m	1000m	(0:13.31)	(0:10.76)	(0:11.35)	(0:11.92)	(0:11.18)	(0:12.34)			
7	2	HYPERVELOCITY Jim Byrne	5	67.9	0:11.03	1:11.08 [7]	0:57.43 [6]	0:46.40 [9]	0:34.82 [11]	0:23.48 [5]	0:12.32 [6]	5.34L	0:34.82	+13
				Overall	1000m	(0:13.65)	(0:11.03)	(0:11.58)	(0:11.34)	(0:11.16)	(0:12.32)			
8	17	WHATTA WHITT Corey Bayliss	3	69.2	0:10.81	1:11.27 [8]	0:57.52 [8]	0:46.71 [7]	0:35.24 [7]	0:23.58 [7]	0:12.21 [9]	6.42L	0:35.24	+3
				1000m	1000m	(0:13.75)	(0:10.81)	(0:11.47)	(0:11.66)	(0:11.37)	(0:12.21)			
9	8	MATSUYAMA Brodie Loy	8	69.0	0:10.80	1:11.49 [9]	0:57.49 [11]	0:46.69 [10]	0:35.22 [10]	0:23.72 [8]	0:12.43 [8]	7.75L	0:35.22	-4
				1000m	1000m	(0:14.00)	(0:10.80)	(0:11.47)	(0:11.50)	(0:11.29)	(0:12.43)			
10	12	ROMEUS Boris Thornton	7	67.6	0:10.89	1:12.40 [10]	0:58.46 [9]	0:47.57 [11]	0:36.25 [9]	0:24.56 [9]	0:13.02 [10]	13.09L	0:36.25	+4
				1000m	1000m	(0:13.94)	(0:10.89)	(0:11.32)	(0:11.69)	(0:11.54)	(0:13.02)			

Scratched: Boom Shot (#4), Conti (#5), O'hokey Pokey (#10), Point Break (#11), Parues (#14), Kubwa (#15), Fighting Idol (#16), Fossil Fuel (#18), Hoke's Run (#20)

[] Ranking at each section and finish
-:--:-- No data available at this section
NA No data available

SCN Saddle cloth number
DNF Did not finish
DNT Did not track



Doomben QLD Professional

Race 2: CASCADE Colts, Geldings and Entires Maiden Plate - 1200m

01 March 2023 - 14:14



BRISBANE
RACING CLUB

Track Rating: Good 4, Weather: Fine, Rail Position: +8 Entire Course

Section	Overall	1000m	800m	600m	400m	200m	Last 600m
Field Times	1:10.18 (0:13.31)	0:56.87 (0:10.76)	0:46.11 (0:11.35)	0:34.76 (0:11.86)	0:22.90 (0:11.18)	0:11.72 (0:11.72)	0:34.76

Rank	TAB	Horse/Jockey	Barrier	Top Speed [km/h]	Fastest Section	Margin	Distance Travelled [m]							
11	7	DOMINANCE Samantha Collett	10	68.8 1000m	0:10.88 1000m (0:13.44)	1:13.74 [11] (0:10.88)	1:00.30 [4] (0:11.62)	0:49.42 [5] (0:11.99)	0:37.80 [6] (0:12.09)	0:25.81 [10] (0:13.72)	0:13.72 [11]	20.99L	0:37.80	+7

Scratched: Boom Shot (#4), Conti (#5), O'hokey Pokey (#10), Point Break (#11), Parues (#14), Kubwa (#15), Fighting Idol (#16), Fossil Fuel (#18), Hoke's Run (#20)



Horse/Jockey Name	Tersane
Final Rank	1
Fastest Section Time (Section)	0:10.63 (1000m)
Top Speed [km/h] (Section)	70.4 (Overall)
Race State	Finished



Doomben QLD Professional
Race 2: CASCADE Colts, Geldings and Entires Maiden Plate - 1200m

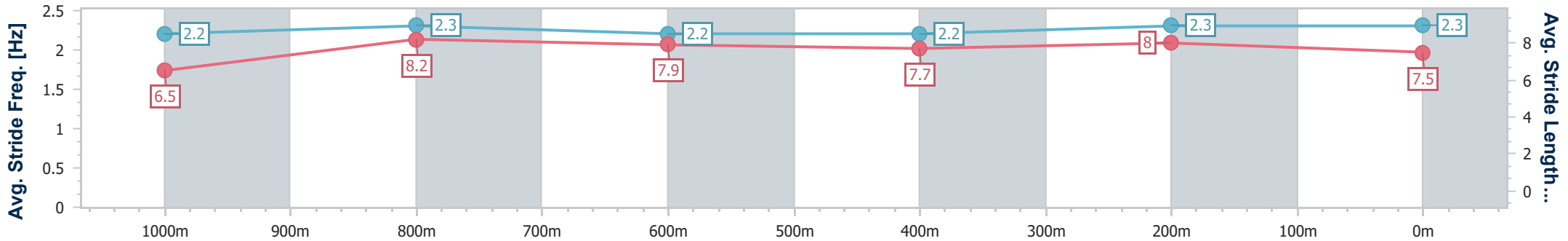
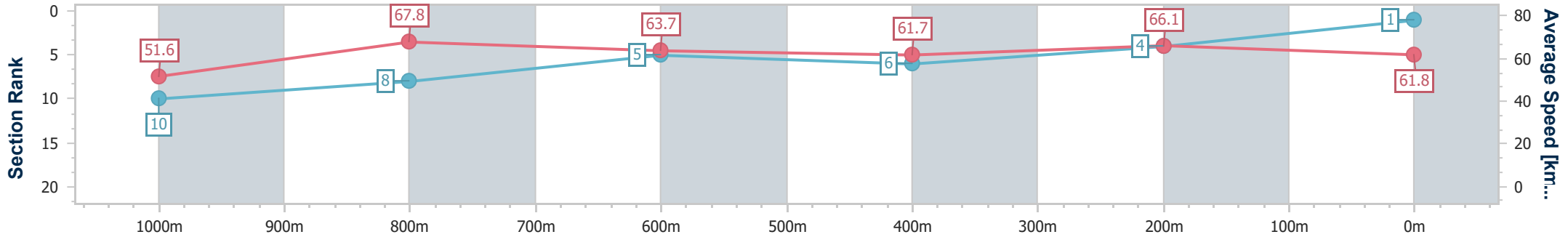


01 March 2023 - 14:14

Track Rating: Good 4, Weather: Fine, Rail Position: +8 Entire Course

BRISBANE RACING CLUB

Section	Overall	1000m	800m	600m	400m	200m
Section Times	1:10.18 [1] (0:13.98)	0:56.20 [10] (0:10.63)	0:45.57 [8] (0:11.32)	0:34.25 [5] (0:11.67)	0:22.58 [6] (0:10.91)	0:11.67 [4] (0:11.67)
Average Speed [km/h]	51.6	67.8	63.7	61.7	66.1	61.8
Top Speed [km/h]	70.4	70.4	65.2	62.9	67.4	65.2
Avg. Dist. to Rail [m]	5.5	0.5	0.4	0.3	2.3	2.1
Avg. Stride Freq. [Hz]	2.2	2.3	2.2	2.2	2.3	2.3
Avg. Stride Length [m]	6.5	8.2	7.9	7.7	8.0	7.5



- [] Ranking at each section and finish
- .-.- No data available at this section
- NA No data available



Horse/Jockey Name	Naval Trader
Final Rank	2
Fastest Section Time (Section)	0:10.64 (1000m)
Top Speed [km/h] (Section)	69.6 (1000m)
Race State	Finished



Doomben QLD Professional
Race 2: CASCADE Colts, Geldings and Entires Maiden Plate - 1200m

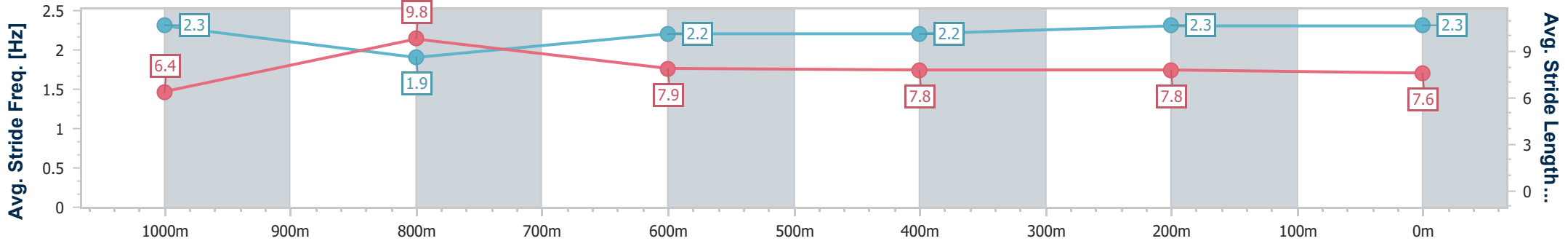
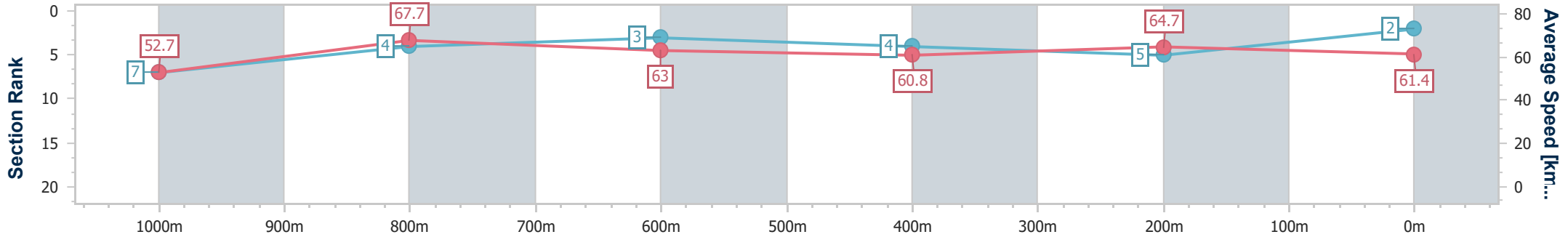


01 March 2023 - 14:14

Track Rating: Good 4, Weather: Fine, Rail Position: +8 Entire Course

BRISBANE RACING CLUB

Section	Overall	1000m	800m	600m	400m	200m
Section Times	1:10.26 [2] (0:13.66)	0:56.60 [7] (0:10.64)	0:45.96 [4] (0:11.38)	0:34.58 [3] (0:11.75)	0:22.83 [4] (0:11.10)	0:11.73 [5] (0:11.73)
Average Speed [km/h]	52.7	67.7	63.0	60.8	64.7	61.4
Top Speed [km/h]	69.4	69.6	64.9	62.1	66.7	63.8
Avg. Dist. to Rail [m]	1.3	0.4	0.7	1.5	0.8	1.6
Avg. Stride Freq. [Hz]	2.3	1.9	2.2	2.2	2.3	2.3
Avg. Stride Length [m]	6.4	9.8	7.9	7.8	7.8	7.6



- [] Ranking at each section and finish
- .-.- No data available at this section
- NA No data available



Horse/Jockey Name	Russian Sub
Final Rank	3
Fastest Section Time (Section)	0:10.84 (1000m)
Top Speed [km/h] (Section)	69.3 (1000m)
Race State	Finished



Doomben QLD Professional
Race 2: CASCADE Colts, Geldings and Entires Maiden Plate - 1200m

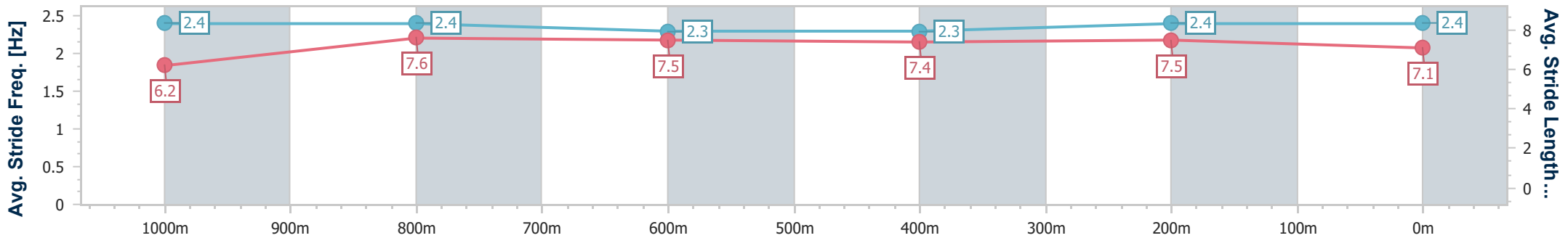
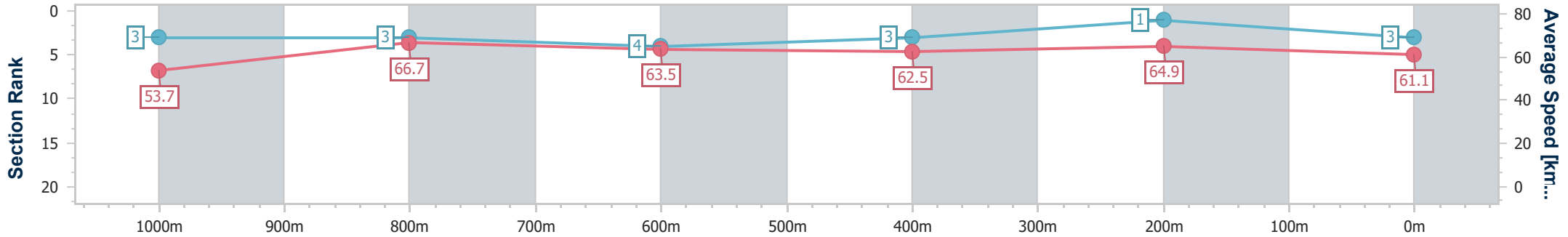


01 March 2023 - 14:14

Track Rating: Good 4, Weather: Fine, Rail Position: +8 Entire Course

BRISBANE RACING CLUB

Section	Overall	1000m	800m	600m	400m	200m
Section Times	1:10.26 [3] (0:13.40)	0:56.86 [3] (0:10.84)	0:46.02 [3] (0:11.48)	0:34.54 [4] (0:11.62)	0:22.92 [3] (0:11.12)	0:11.80 [1] (0:11.80)
Average Speed [km/h]	53.7	66.7	63.5	62.5	64.9	61.1
Top Speed [km/h]	69.3	69.3	65.7	64.5	66.2	64.0
Avg. Dist. to Rail [m]	3.3	1.7	2.3	1.7	2.0	2.4
Avg. Stride Freq. [Hz]	2.4	2.4	2.3	2.3	2.4	2.4
Avg. Stride Length [m]	6.2	7.6	7.5	7.4	7.5	7.1



- [] Ranking at each section and finish
- .-.- No data available at this section
- NA No data available



Horse/Jockey Name	Ambitious Spirit
Final Rank	4
Fastest Section Time (Section)	0:10.87 (400m)
Top Speed [km/h] (Section)	68.8 (1000m)
Race State	Finished



Doomben QLD Professional
Race 2: CASCADE Colts, Geldings and Entires Maiden Plate - 1200m

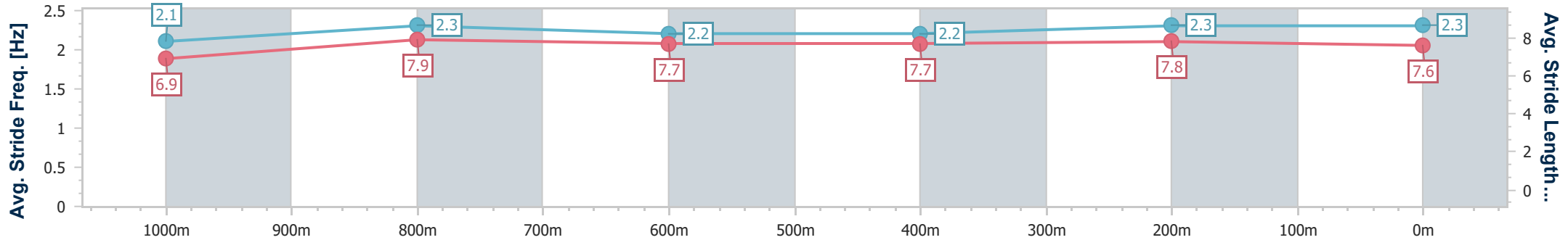
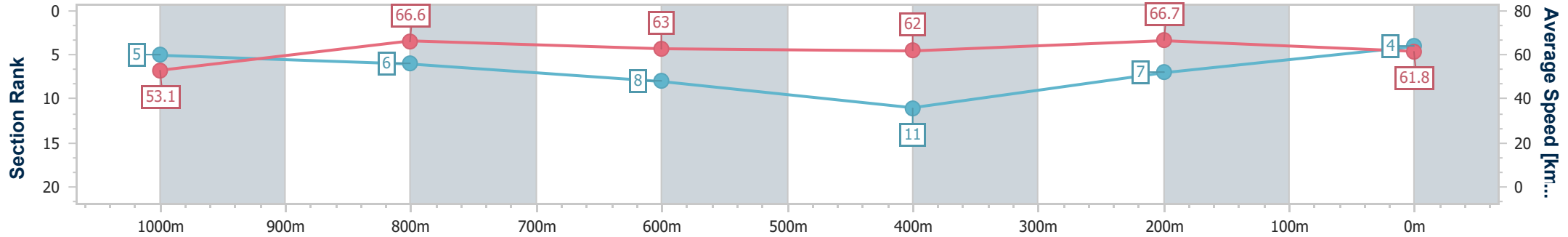


01 March 2023 - 14:14

Track Rating: Good 4, Weather: Fine, Rail Position: +8 Entire Course

BRISBANE RACING CLUB

Section	Overall	1000m	800m	600m	400m	200m
Section Times	1:10.55 [4] (0:13.55)	0:57.00 [5] (0:10.96)	0:46.04 [6] (0:11.66)	0:34.38 [8] (0:11.86)	0:22.52 [11] (0:10.87)	0:11.65 [7] (0:11.65)
Average Speed [km/h]	53.1	66.6	63.0	62.0	66.7	61.8
Top Speed [km/h]	67.0	68.8	64.0	64.2	68.4	66.5
Avg. Dist. to Rail [m]	8.4	4.3	4.0	3.8	3.1	3.5
Avg. Stride Freq. [Hz]	2.1	2.3	2.2	2.2	2.3	2.3
Avg. Stride Length [m]	6.9	7.9	7.7	7.7	7.8	7.6



- [] Ranking at each section and finish
- .-.- No data available at this section
- NA No data available



Horse/Jockey Name	Simple Way
Final Rank	5
Fastest Section Time (Section)	0:10.76 (1000m)
Top Speed [km/h] (Section)	69.3 (Overall)
Race State	Finished

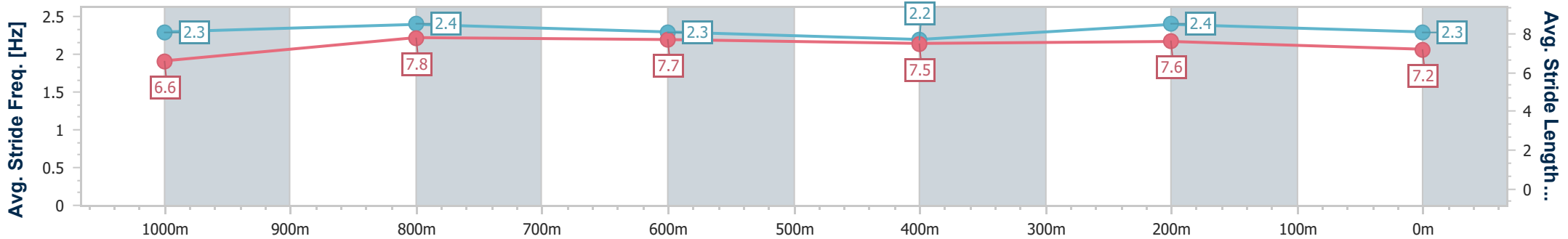
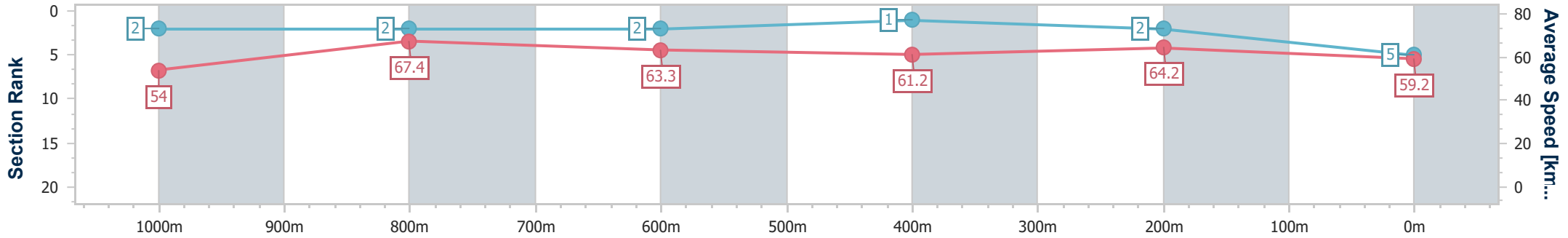


Doomben QLD Professional
Race 2: CASCADE Colts, Geldings and Entires Maiden Plate - 1200m
 01 March 2023 - 14:14
 Track Rating: Good 4, Weather: Fine, Rail Position: +8 Entire Course



BRISBANE
RACING CLUB

Section	Overall	1000m	800m	600m	400m	200m
Section Times	1:10.65 [5] (0:13.34)	0:57.31 [2] (0:10.76)	0:46.55 [2] (0:11.43)	0:35.12 [2] (0:11.75)	0:23.37 [1] (0:11.20)	0:12.17 [2] (0:12.17)
Average Speed [km/h]	54.0	67.4	63.3	61.2	64.2	59.2
Top Speed [km/h]	69.3	69.3	65.7	62.9	64.9	63.6
Avg. Dist. to Rail [m]	4.5	2.4	0.9	0.4	0.6	0.8
Avg. Stride Freq. [Hz]	2.3	2.4	2.3	2.2	2.4	2.3
Avg. Stride Length [m]	6.6	7.8	7.7	7.5	7.6	7.2



- [] Ranking at each section and finish
- .-.- No data available at this section
- NA No data available



Horse/Jockey Name	Curry Legend
Final Rank	6
Fastest Section Time (Section)	0:10.76 (1000m)
Top Speed [km/h] (Section)	69.2 (1000m)
Race State	Finished



Doomben QLD Professional
Race 2: CASCADE Colts, Geldings and Entires Maiden Plate - 1200m

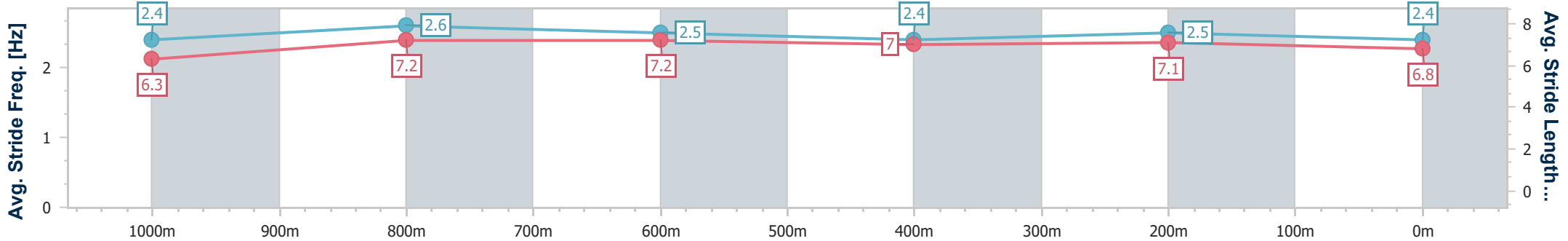
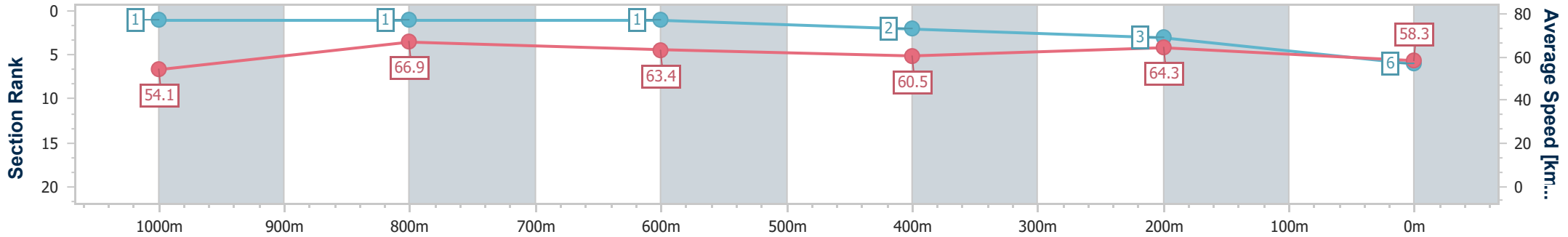


01 March 2023 - 14:14

Track Rating: Good 4, Weather: Fine, Rail Position: +8 Entire Course

BRISBANE RACING CLUB

Section	Overall	1000m	800m	600m	400m	200m
Section Times	1:10.86 [6] (0:13.31)	0:57.55 [1] (0:10.76)	0:46.79 [1] (0:11.35)	0:35.44 [1] (0:11.92)	0:23.52 [2] (0:11.18)	0:12.34 [3] (0:12.34)
Average Speed [km/h]	54.1	66.9	63.4	60.5	64.3	58.3
Top Speed [km/h]	69.1	69.2	65.4	62.6	65.3	62.9
Avg. Dist. to Rail [m]	1.1	0.3	0.3	0.3	0.7	0.6
Avg. Stride Freq. [Hz]	2.4	2.6	2.5	2.4	2.5	2.4
Avg. Stride Length [m]	6.3	7.2	7.2	7.0	7.1	6.8



- [] Ranking at each section and finish
- .-.- No data available at this section
- NA No data available



Horse/Jockey Name	Hypervelocity
Final Rank	7
Fastest Section Time (Section)	0:11.03 (1000m)
Top Speed [km/h] (Section)	67.9 (Overall)
Race State	Finished

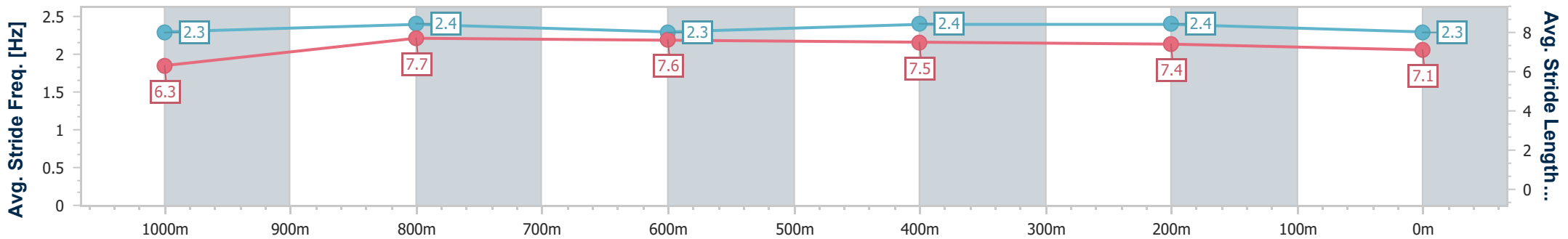
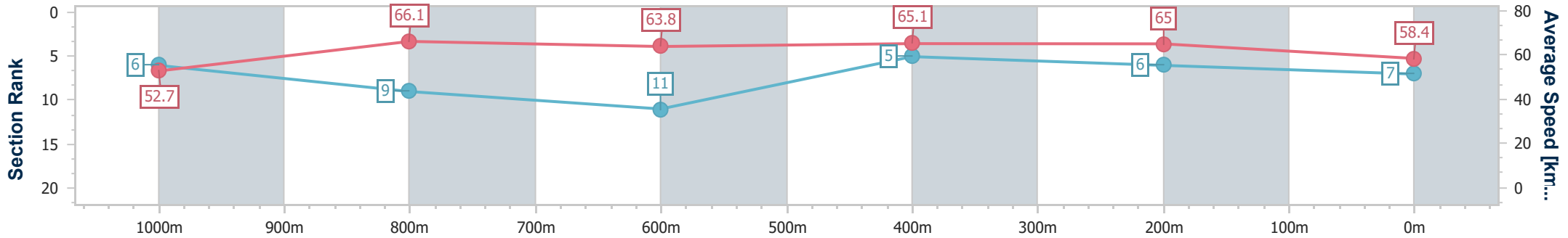


Doomben QLD Professional
Race 2: CASCADE Colts, Geldings and Entires Maiden Plate - 1200m
 01 March 2023 - 14:14
 Track Rating: Good 4, Weather: Fine, Rail Position: +8 Entire Course



BRISBANE
RACING CLUB

Section	Overall	1000m	800m	600m	400m	200m
Section Times	1:11.08 [7] (0:13.65)	0:57.43 [6] (0:11.03)	0:46.40 [9] (0:11.58)	0:34.82 [11] (0:11.34)	0:23.48 [5] (0:11.16)	0:12.32 [6] (0:12.32)
Average Speed [km/h]	52.7	66.1	63.8	65.1	65.0	58.4
Top Speed [km/h]	67.9	67.7	65.0	65.8	66.5	62.5
Avg. Dist. to Rail [m]	4.6	4.7	4.9	4.4	4.6	6.2
Avg. Stride Freq. [Hz]	2.3	2.4	2.3	2.4	2.4	2.3
Avg. Stride Length [m]	6.3	7.7	7.6	7.5	7.4	7.1



- [] Ranking at each section and finish
- .-.- No data available at this section
- NA No data available



Horse/Jockey Name	Whatta Whitt
Final Rank	8
Fastest Section Time (Section)	0:10.81 (1000m)
Top Speed [km/h] (Section)	69.2 (1000m)
Race State	Finished

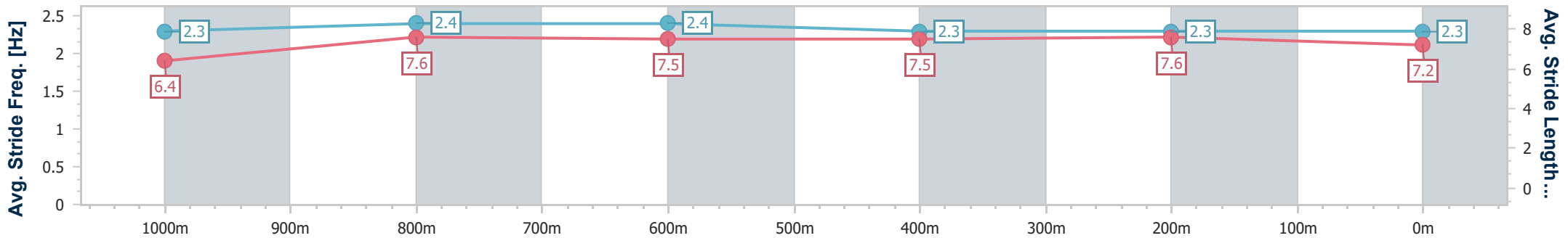
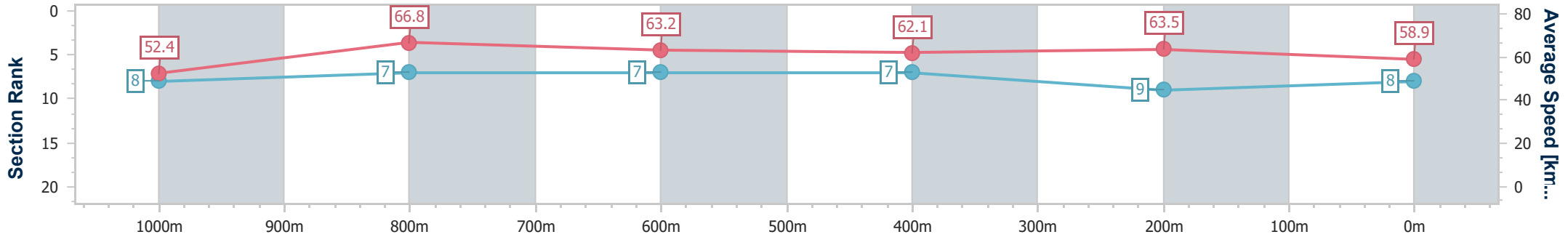


Doomben QLD Professional
Race 2: CASCADE Colts, Geldings and Entires Maiden Plate - 1200m
 01 March 2023 - 14:14
 Track Rating: Good 4, Weather: Fine, Rail Position: +8 Entire Course



BRISBANE
RACING CLUB

Section	Overall	1000m	800m	600m	400m	200m
Section Times	1:11.27 [8] (0:13.75)	0:57.52 [8] (0:10.81)	0:46.71 [7] (0:11.47)	0:35.24 [7] (0:11.66)	0:23.58 [7] (0:11.37)	0:12.21 [9] (0:12.21)
Average Speed [km/h]	52.4	66.8	63.2	62.1	63.5	58.9
Top Speed [km/h]	69.2	69.2	65.1	63.1	64.6	62.4
Avg. Dist. to Rail [m]	3.0	1.4	1.6	1.2	1.9	3.8
Avg. Stride Freq. [Hz]	2.3	2.4	2.4	2.3	2.3	2.3
Avg. Stride Length [m]	6.4	7.6	7.5	7.5	7.6	7.2



- [] Ranking at each section and finish
- .-.- No data available at this section
- NA No data available



Horse/Jockey Name	Matsuyama
Final Rank	9
Fastest Section Time (Section)	0:10.80 (1000m)
Top Speed [km/h] (Section)	69.0 (1000m)
Race State	Finished

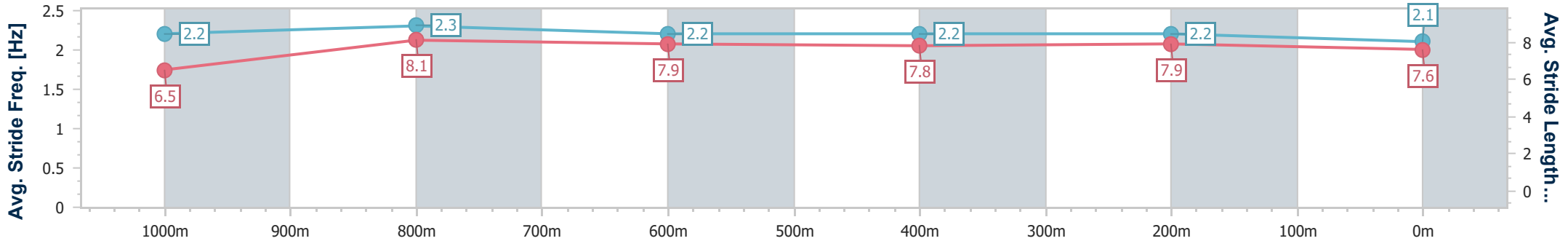
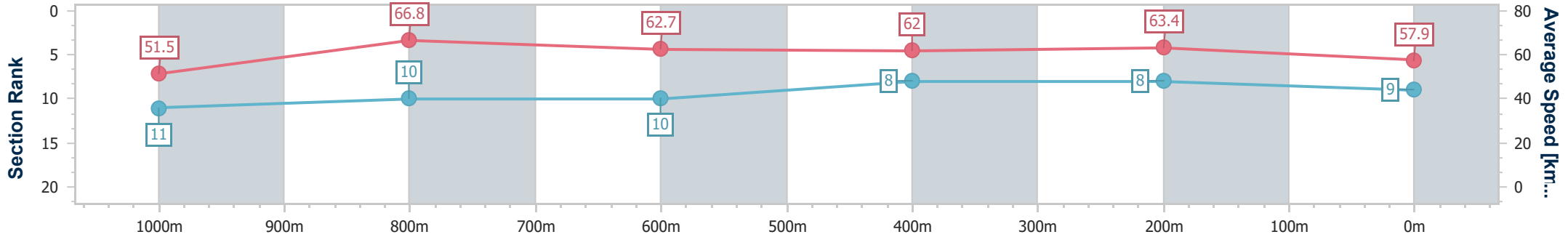


Doomben QLD Professional
Race 2: CASCADE Colts, Geldings and Entires Maiden Plate - 1200m
 01 March 2023 - 14:14
 Track Rating: Good 4, Weather: Fine, Rail Position: +8 Entire Course



BRISBANE
RACING CLUB

Section	Overall	1000m	800m	600m	400m	200m
Section Times	1:11.49 [9] (0:14.00)	0:57.49 [11] (0:10.80)	0:46.69 [10] (0:11.47)	0:35.22 [10] (0:11.50)	0:23.72 [8] (0:11.29)	0:12.43 [8] (0:12.43)
Average Speed [km/h]	51.5	66.8	62.7	62.0	63.4	57.9
Top Speed [km/h]	68.8	69.0	64.0	63.5	64.2	62.0
Avg. Dist. to Rail [m]	5.1	1.0	0.4	1.8	2.5	1.7
Avg. Stride Freq. [Hz]	2.2	2.3	2.2	2.2	2.2	2.1
Avg. Stride Length [m]	6.5	8.1	7.9	7.8	7.9	7.6



- [] Ranking at each section and finish
- .-.- No data available at this section
- NA No data available



Horse/Jockey Name	Romeus
Final Rank	10
Fastest Section Time (Section)	0:10.89 (1000m)
Top Speed [km/h] (Section)	67.6 (1000m)
Race State	Finished



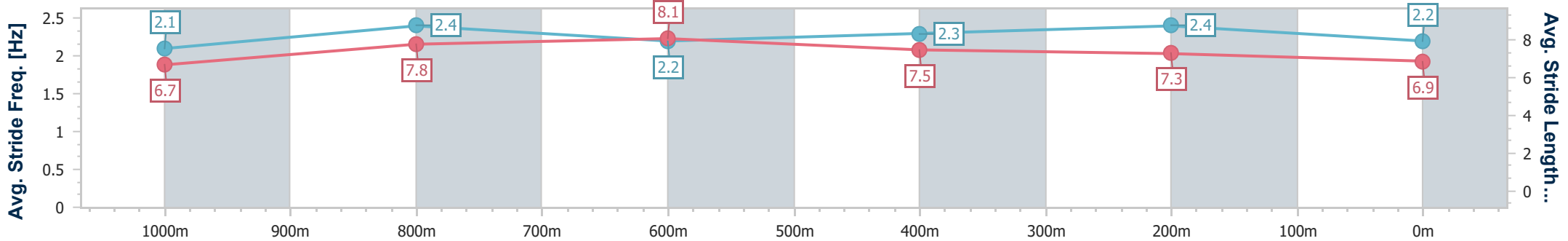
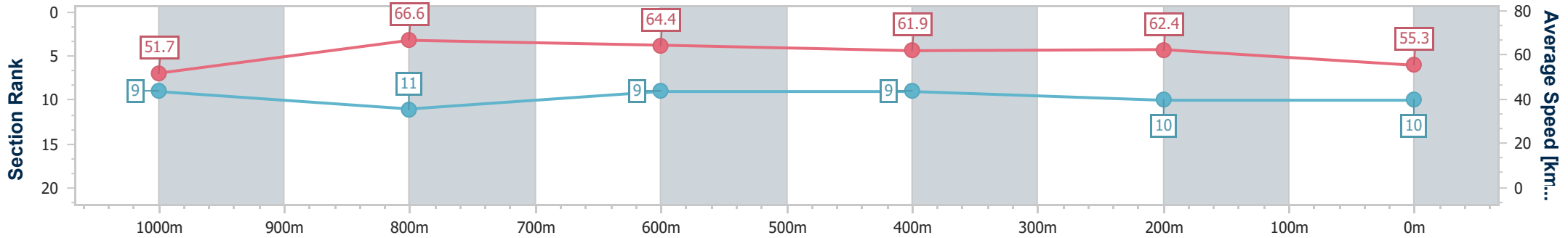
Doomben QLD Professional
Race 2: CASCADE Colts, Geldings and Entires Maiden Plate - 1200m



01 March 2023 - 14:14
 Track Rating: Good 4, Weather: Fine, Rail Position: +8 Entire Course

BRISBANE RACING CLUB

Section	Overall	1000m	800m	600m	400m	200m
Section Times	1:12.40 [10] (0:13.94)	0:58.46 [9] (0:10.89)	0:47.57 [11] (0:11.32)	0:36.25 [9] (0:11.69)	0:24.56 [9] (0:11.54)	0:13.02 [10] (0:13.02)
Average Speed [km/h]	51.7	66.6	64.4	61.9	62.4	55.3
Top Speed [km/h]	66.3	67.6	67.2	63.2	63.5	60.1
Avg. Dist. to Rail [m]	5.8	3.4	2.1	1.1	0.4	0.8
Avg. Stride Freq. [Hz]	2.1	2.4	2.2	2.3	2.4	2.2
Avg. Stride Length [m]	6.7	7.8	8.1	7.5	7.3	6.9



- [] Ranking at each section and finish
- .-.- No data available at this section
- NA No data available



Horse/Jockey Name	Dominance
Final Rank	11
Fastest Section Time (Section)	0:10.88 (1000m)
Top Speed [km/h] (Section)	68.8 (1000m)
Race State	Finished

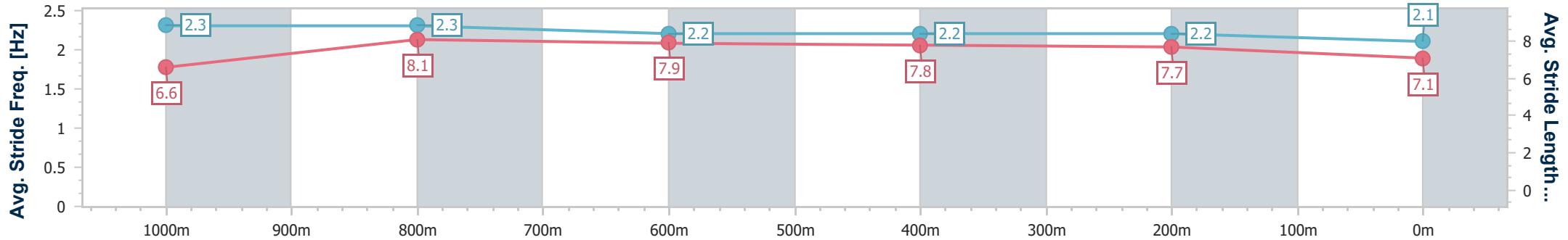
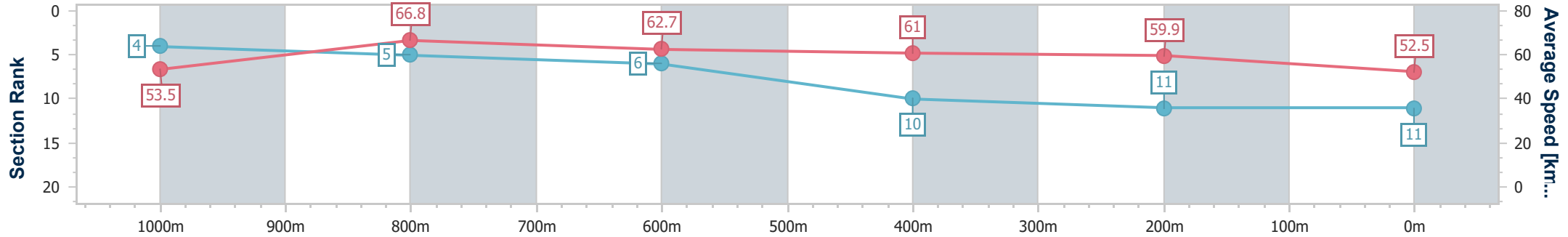


Doomben QLD Professional
Race 2: CASCADE Colts, Geldings and Entires Maiden Plate - 1200m
 01 March 2023 - 14:14
 Track Rating: Good 4, Weather: Fine, Rail Position: +8 Entire Course



BRISBANE
RACING CLUB

Section	Overall	1000m	800m	600m	400m	200m
Section Times	1:13.74 [11] (0:13.44)	1:00.30 [4] (0:10.88)	0:49.42 [5] (0:11.62)	0:37.80 [6] (0:11.99)	0:25.81 [10] (0:12.09)	0:13.72 [11] (0:13.72)
Average Speed [km/h]	53.5	66.8	62.7	61.0	59.9	52.5
Top Speed [km/h]	67.3	68.8	64.3	63.6	61.1	57.9
Avg. Dist. to Rail [m]	7.1	2.4	2.7	3.0	2.9	2.4
Avg. Stride Freq. [Hz]	2.3	2.3	2.2	2.2	2.2	2.1
Avg. Stride Length [m]	6.6	8.1	7.9	7.8	7.7	7.1



- [] Ranking at each section and finish
- .-.- No data available at this section
- NA No data available