



Doomben QLD Professional

Race 7: XXXX DRY Class 1 Handicap - 2050m



BRISBANE
RACING CLUB

01 March 2023 - 17:10

Track Rating: Good 4, Weather: Fine, Rail Position: +8 Entire Course

Section		Overall	1800m	1600m	1400m	1200m	1000m	800m	Last 600m				
Field Times		2:07.04 (0:16.91)	1:50.13 (0:11.67)	1:38.46 (0:12.23)	1:26.23 (0:12.66)	1:13.57 (0:12.53)	1:01.04 (0:12.57)	0:48.47 (0:12.18)	0:36.29				
Rank	TAB Horse/Jockey	Barrier	Top Speed [km/h]	Fastest Section									Distance Travelled [m]
1	3 READILY AVAILABULL Justin Huxtable	5	66.7	0:11.75	2:07.04 [1] (0:16.92)	1:50.12 [1] (0:11.83)	1:38.29 [3] (0:12.43)	1:25.86 [3] (0:12.68)	1:13.18 [3] (0:12.52)	1:00.66 [3] (0:12.55)	0:48.11 [3] (0:12.27)	0:35.84	
2	8 APATAKI Jim Byrne	3	65.7	0:11.56	2:07.37 [2] (0:17.08)	1:50.29 [6] (0:11.86)	1:38.43 [6] (0:12.41)	1:26.02 [5] (0:12.74)	1:13.28 [6] (0:12.57)	1:00.71 [6] (0:12.65)	0:48.06 [6] (0:12.08)	0:35.98	+8
3	5 DO WELL LEGEND Ben Thompson	1	65.4	0:11.71	2:07.44 [3] (0:17.21)	1:50.23 [7] (0:11.98)	1:38.25 [7] (0:12.36)	1:25.89 [7] (0:12.73)	1:13.16 [7] (0:12.54)	1:00.62 [7] (0:12.67)	0:47.95 [7] (0:11.97)	0:35.98	-1
4	9 POPPY JOAN Mark Du Plessis	8	64.7	0:11.75	2:07.50 [4] (0:17.43)	1:50.07 [8] (0:11.85)	1:38.22 [8] (0:12.32)	1:25.90 [8] (0:12.84)	1:13.06 [8] (0:12.51)	1:00.55 [8] (0:12.65)	0:47.90 [8] (0:11.94)	0:35.96	+0
5	10 CASSOWARY Karl Zechner	4	65.9	0:11.87	2:07.75 [5] (0:16.93)	1:50.82 [3] (0:11.91)	1:38.91 [5] (0:12.53)	1:26.38 [6] (0:12.66)	1:13.72 [5] (0:12.58)	1:01.14 [5] (0:12.61)	0:48.53 [5] (0:12.20)	0:36.33	-2
6	1 SIR WILLIAM BRUCE Ryan Maloney	10	66.6	0:11.57	2:07.97 [6] (0:17.02)	1:50.95 [5] (0:11.57)	1:39.38 [1] (0:12.26)	1:27.12 [1] (0:12.69)	1:14.43 [2] (0:12.58)	1:01.85 [2] (0:12.62)	0:49.23 [2] (0:12.29)	0:36.94	+3
7	4 WINTER THORN Andrew Mallyon	9	66.5	0:11.67	2:08.00 [7] (0:16.91)	1:51.09 [2] (0:11.67)	1:39.42 [2] (0:12.23)	1:27.19 [2] (0:12.66)	1:14.53 [1] (0:12.53)	1:02.00 [1] (0:12.57)	0:49.43 [1] (0:12.18)	0:37.25	+0
8	2 NAUGHTY HARRY Kyle Wilson-Taylor	7	66.2	0:11.75	2:08.85 [8] (0:16.95)	1:51.90 [4] (0:11.75)	1:40.15 [4] (0:12.49)	1:27.66 [4] (0:12.65)	1:15.01 [4] (0:12.54)	1:02.47 [4] (0:12.56)	0:49.91 [4] (0:12.11)	0:37.80	+3

Scratched: Art Heist (#6), Lucasayd (#7), Lyndall (#11)

[] Ranking at each section and finish
 -:-:- No data available at this section
 NA No data available

SCN Saddle cloth number
 DNF Did not finish
 DNT Did not track



Doomben QLD Professional

Race 7: XXXX DRY Class 1 Handicap - 2050m

01 March 2023 - 17:10



BRISBANE
RACING CLUB

Track Rating: Good 4, Weather: Fine, Rail Position: +8 Entire Course

Section				600m	400m	200m			Last 600m	
Field Times				0:36.29 (0:12.09)	0:24.20 (0:12.00)	0:12.20 (0:12.20)			0:36.29	
Rank	TAB Horse/Jockey	Barrier	Top Speed [km/h]	Fastest Section				Margin	Distance Travelled [m]	
1	3 READILY AVAILABULL Justin Huxtable	5	66.7	0:11.75	0:35.84 [3] (0:11.89)	0:23.95 [2] (0:11.75)	0:12.20 [1] (0:12.20)	2:07.04	0:35.84	
2	8 APATAKI Jim Byrne	3	65.7	0:11.56	0:35.98 [5] (0:11.96)	0:24.02 [6] (0:11.56)	0:12.46 [2] (0:12.46)	1.94L	0:35.98 +8	
3	5 DO WELL LEGEND Ben Thompson	1	65.4	0:11.71	0:35.98 [7] (0:11.71)	0:24.27 [4] (0:11.87)	0:12.40 [4] (0:12.40)	2.34L	0:35.98 -1	
4	9 POPPY JOAN Mark Du Plessis	8	64.7	0:11.75	0:35.96 [8] (0:11.85)	0:24.11 [7] (0:11.75)	0:12.36 [5] (0:12.36)	2.67L	0:35.96 +0	
5	10 CASSOWARY Karl Zechner	4	65.9	0:11.87	0:36.33 [6] (0:11.97)	0:24.36 [8] (0:11.87)	0:12.49 [7] (0:12.49)	4.16L	0:36.33 -2	
6	1 SIR WILLIAM BRUCE Ryan Maloney	10	66.6	0:11.57	0:36.94 [2] (0:12.15)	0:24.79 [3] (0:12.06)	0:12.73 [5] (0:12.73)	5.44L	0:36.94 +3	
7	4 WINTER THORN Andrew Mallyon	9	66.5	0:11.67	0:37.25 [1] (0:12.09)	0:25.16 [1] (0:12.10)	0:13.06 [3] (0:13.06)	5.61L	0:37.25 +0	
8	2 NAUGHTY HARRY Kyle Wilson-Taylor	7	66.2	0:11.75	0:37.80 [4] (0:12.14)	0:25.66 [5] (0:12.07)	0:13.59 [8] (0:13.59)	10.62L	0:37.80 +3	

Scratched: Art Heist (#6), Lucasayd (#7), Lyndall (#11)

[] Ranking at each section and finish
 -:-:- No data available at this section
 NA No data available

SCN Saddle cloth number
 DNF Did not finish
 DNT Did not track



Horse/Jockey Name	Readily Availabull
Final Rank	1
Fastest Section Time (Section)	0:11.75 (400m)
Top Speed [km/h] (Section)	66.7 (Overall)
Race State	Finished



Doomben QLD Professional

Race 7: XXXX DRY Class 1 Handicap - 2050m

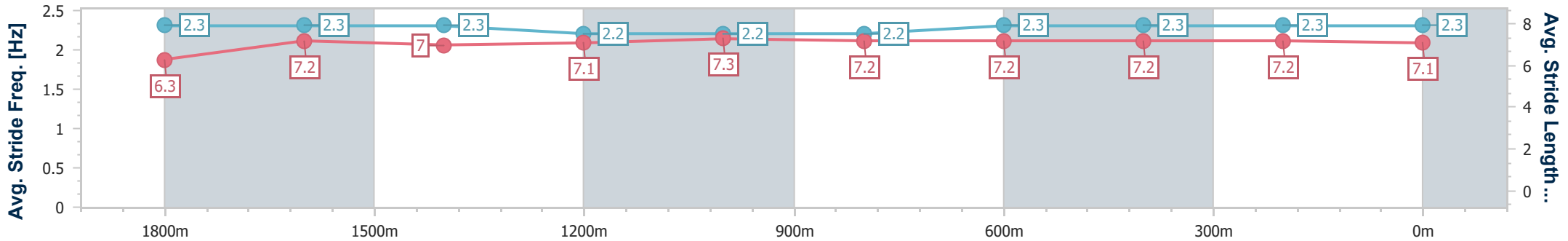
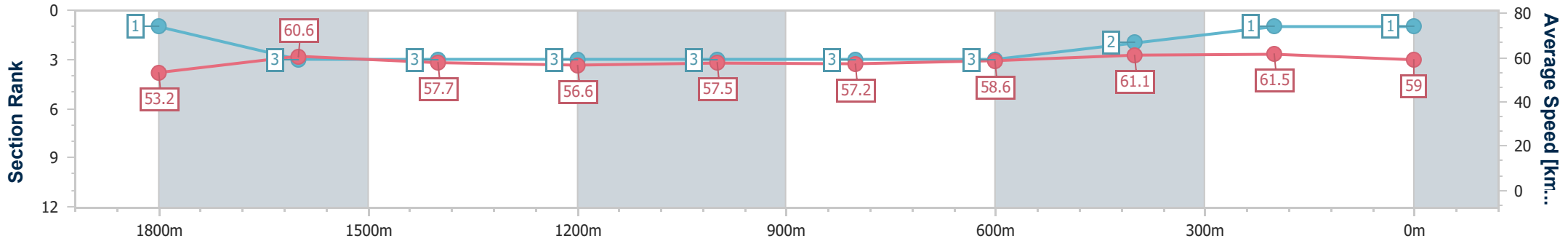
01 March 2023 - 17:10

Track Rating: Good 4, Weather: Fine, Rail Position: +8 Entire Course



BRISBANE RACING CLUB

Section	Overall	1800m	1600m	1400m	1200m	1000m	800m	600m	400m	200m
Section Times	2:07.04 [1] (0:16.92)	1:50.12 [1] (0:11.83)	1:38.29 [3] (0:12.43)	1:25.86 [3] (0:12.68)	1:13.18 [3] (0:12.52)	1:00.66 [3] (0:12.55)	0:48.11 [3] (0:12.27)	0:35.84 [3] (0:11.89)	0:23.95 [2] (0:11.75)	0:12.20 [1] (0:12.20)
Average Speed [km/h]	53.2	60.6	57.7	56.6	57.5	57.2	58.6	61.1	61.5	59.0
Top Speed [km/h]	66.7	64.7	59.0	57.6	58.4	57.6	60.9	62.1	63.2	61.7
Avg. Dist. to Rail [m]	1.9	0.6	0.9	0.6	1.1	1.5	0.8	1.6	1.6	1.9
Avg. Stride Freq. [Hz]	2.3	2.3	2.3	2.2	2.2	2.2	2.3	2.3	2.3	2.3
Avg. Stride Length [m]	6.3	7.2	7.0	7.1	7.3	7.2	7.2	7.2	7.2	7.1



- [] Ranking at each section and finish
- .-.-.- No data available at this section
- NA No data available



Horse/Jockey Name	Apataki
Final Rank	2
Fastest Section Time (Section)	0:11.56 (400m)
Top Speed [km/h] (Section)	65.7 (Overall)
Race State	Finished



Doomben QLD Professional

Race 7: XXXX DRY Class 1 Handicap - 2050m

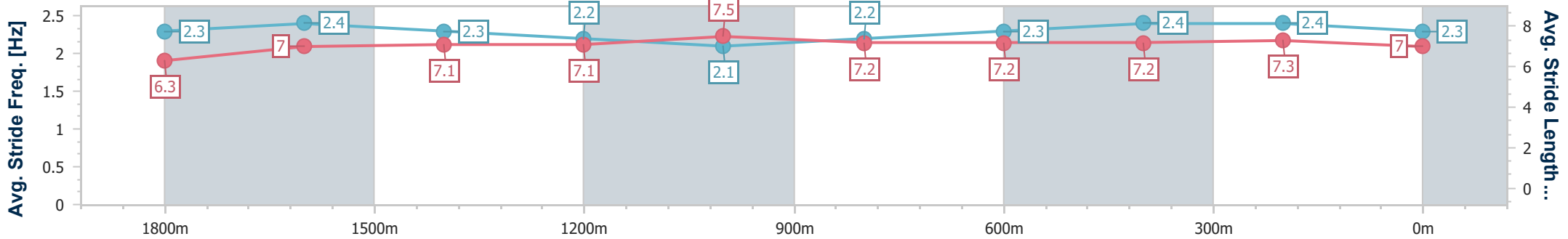
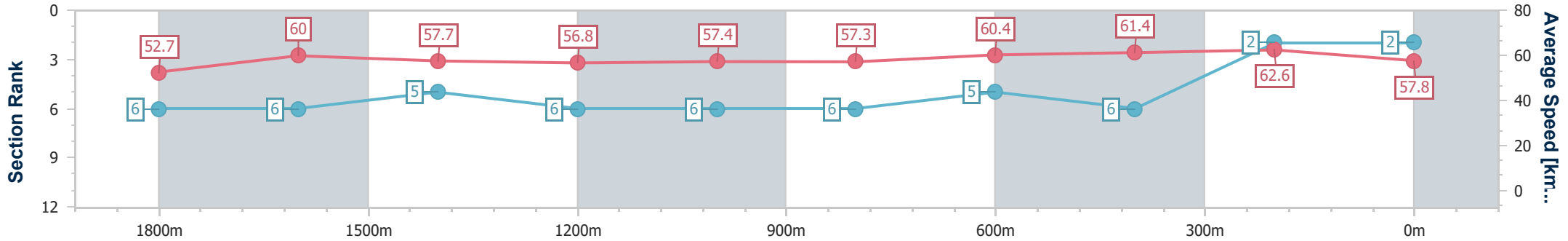
01 March 2023 - 17:10

Track Rating: Good 4, Weather: Fine, Rail Position: +8 Entire Course



BRISBANE RACING CLUB

Section	Overall	1800m	1600m	1400m	1200m	1000m	800m	600m	400m	200m
Section Times	2:07.37 [2] (0:17.08)	1:50.29 [6] (0:11.86)	1:38.43 [6] (0:12.41)	1:26.02 [5] (0:12.74)	1:13.28 [6] (0:12.57)	1:00.71 [6] (0:12.65)	0:48.06 [6] (0:12.08)	0:35.98 [5] (0:11.96)	0:24.02 [6] (0:11.56)	0:12.46 [2] (0:12.46)
Average Speed [km/h]	52.7	60.0	57.7	56.8	57.4	57.3	60.4	61.4	62.6	57.8
Top Speed [km/h]	65.7	65.1	58.7	57.9	58.6	59.1	62.3	62.9	63.8	61.4
Avg. Dist. to Rail [m]	1.9	2.1	1.1	1.3	2.3	2.4	2.9	3.4	2.6	2.5
Avg. Stride Freq. [Hz]	2.3	2.4	2.3	2.2	2.1	2.2	2.3	2.4	2.4	2.3
Avg. Stride Length [m]	6.3	7.0	7.1	7.1	7.5	7.2	7.2	7.2	7.3	7.0



- [] Ranking at each section and finish
- .-.- No data available at this section
- NA No data available



Horse/Jockey Name	Do Well Legend
Final Rank	3
Fastest Section Time (Section)	0:11.71 (600m)
Top Speed [km/h] (Section)	65.4 (Overall)
Race State	Finished



Doomben QLD Professional

Race 7: XXXX DRY Class 1 Handicap - 2050m

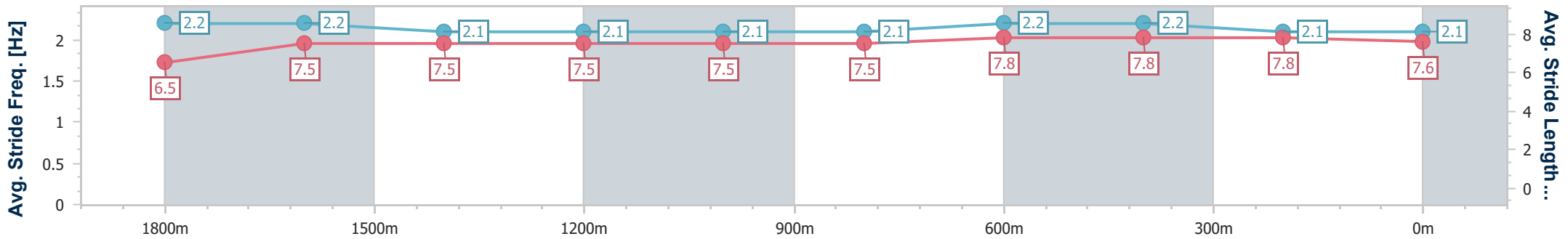
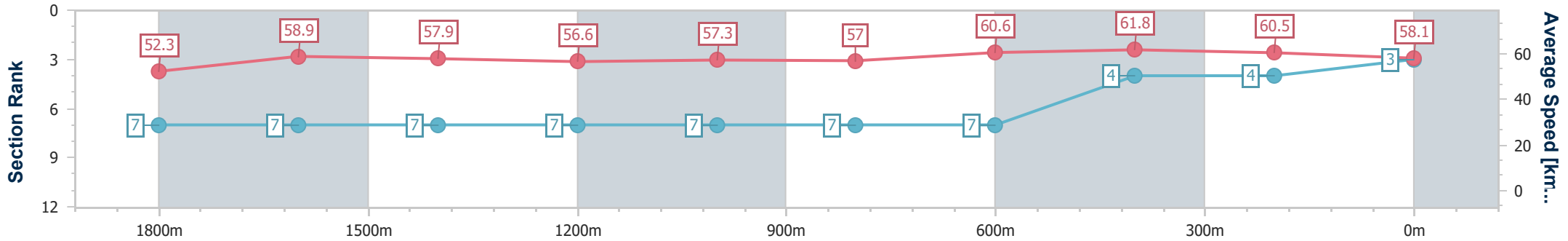
01 March 2023 - 17:10

Track Rating: Good 4, Weather: Fine, Rail Position: +8 Entire Course



BRISBANE RACING CLUB

Section	Overall	1800m	1600m	1400m	1200m	1000m	800m	600m	400m	200m
Section Times	2:07.44 [3] (0:17.21)	1:50.23 [7] (0:11.98)	1:38.25 [7] (0:12.36)	1:25.89 [7] (0:12.73)	1:13.16 [7] (0:12.54)	1:00.62 [7] (0:12.67)	0:47.95 [7] (0:11.97)	0:35.98 [7] (0:11.71)	0:24.27 [4] (0:11.87)	0:12.40 [4] (0:12.40)
Average Speed [km/h]	52.3	58.9	57.9	56.6	57.3	57.0	60.6	61.8	60.5	58.1
Top Speed [km/h]	65.4	63.9	59.0	58.3	57.9	59.4	62.8	63.2	61.1	59.3
Avg. Dist. to Rail [m]	2.5	2.8	1.5	0.4	0.3	0.6	2.0	1.2	2.1	2.6
Avg. Stride Freq. [Hz]	2.2	2.2	2.1	2.1	2.1	2.1	2.2	2.2	2.1	2.1
Avg. Stride Length [m]	6.5	7.5	7.5	7.5	7.5	7.5	7.8	7.8	7.8	7.6



- [] Ranking at each section and finish
- .-.- No data available at this section
- NA No data available



Horse/Jockey Name	Poppy Joan
Final Rank	4
Fastest Section Time (Section)	0:11.75 (400m)
Top Speed [km/h] (Section)	64.7 (Overall)
Race State	Finished



Doomben QLD Professional

Race 7: XXXX DRY Class 1 Handicap - 2050m

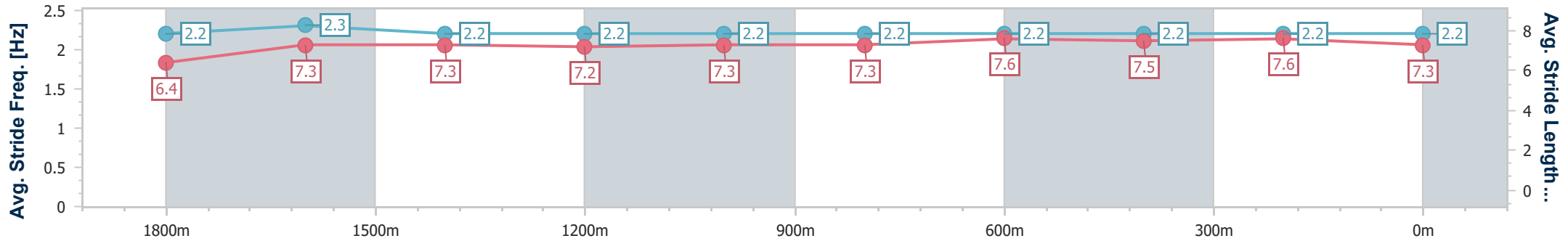
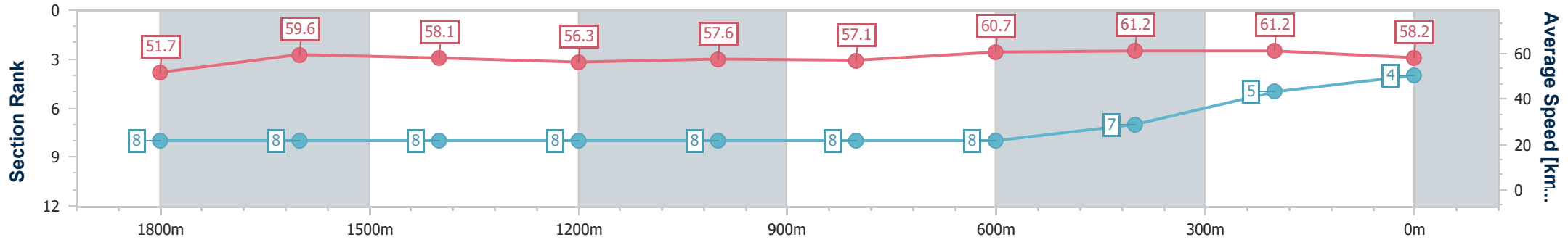
01 March 2023 - 17:10

Track Rating: Good 4, Weather: Fine, Rail Position: +8 Entire Course



BRISBANE RACING CLUB

Section	Overall	1800m	1600m	1400m	1200m	1000m	800m	600m	400m	200m
Section Times	2:07.50 [4] (0:17.43)	1:50.07 [8] (0:11.85)	1:38.22 [8] (0:12.32)	1:25.90 [8] (0:12.84)	1:13.06 [8] (0:12.51)	1:00.55 [8] (0:12.65)	0:47.90 [8] (0:11.94)	0:35.96 [8] (0:11.85)	0:24.11 [7] (0:11.75)	0:12.36 [5] (0:12.36)
Average Speed [km/h]	51.7	59.6	58.1	56.3	57.6	57.1	60.7	61.2	61.2	58.2
Top Speed [km/h]	64.7	63.8	59.7	58.2	58.3	59.5	61.9	61.9	62.0	60.9
Avg. Dist. to Rail [m]	3.9	2.7	1.8	0.6	1.6	1.5	1.6	1.4	2.2	4.4
Avg. Stride Freq. [Hz]	2.2	2.3	2.2	2.2	2.2	2.2	2.2	2.2	2.2	2.2
Avg. Stride Length [m]	6.4	7.3	7.3	7.2	7.3	7.3	7.6	7.5	7.6	7.3



- [] Ranking at each section and finish
- .-.- No data available at this section
- NA No data available



Horse/Jockey Name	Cassowary
Final Rank	5
Fastest Section Time (Section)	0:11.87 (400m)
Top Speed [km/h] (Section)	65.9 (Overall)
Race State	Finished



Doomben QLD Professional

Race 7: XXXX DRY Class 1 Handicap - 2050m

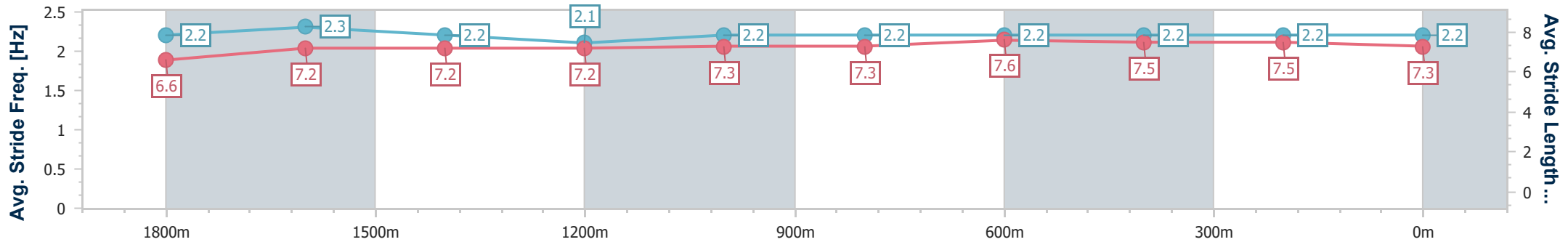
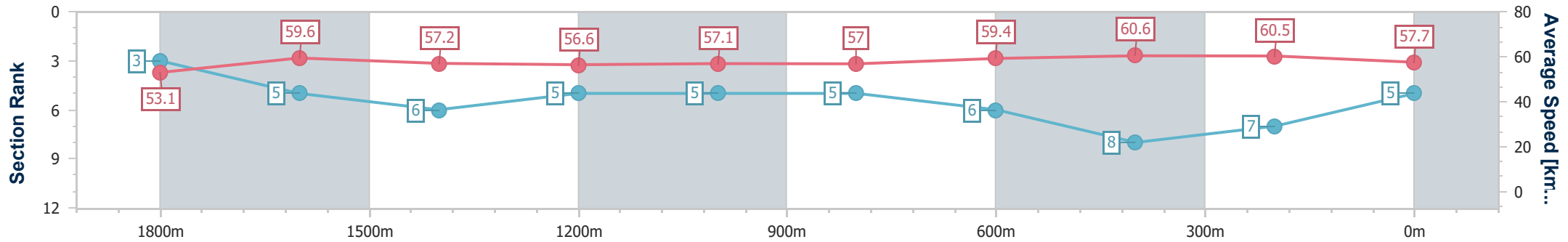
01 March 2023 - 17:10

Track Rating: Good 4, Weather: Fine, Rail Position: +8 Entire Course



BRISBANE RACING CLUB

Section	Overall	1800m	1600m	1400m	1200m	1000m	800m	600m	400m	200m
Section Times	2:07.75 [5] (0:16.93)	1:50.82 [3] (0:11.91)	1:38.91 [5] (0:12.53)	1:26.38 [6] (0:12.66)	1:13.72 [5] (0:12.58)	1:01.14 [5] (0:12.61)	0:48.53 [5] (0:12.20)	0:36.33 [6] (0:11.97)	0:24.36 [8] (0:11.87)	0:12.49 [7] (0:12.49)
Average Speed [km/h]	53.1	59.6	57.2	56.6	57.1	57.0	59.4	60.6	60.5	57.7
Top Speed [km/h]	65.9	63.7	57.7	57.8	58.0	58.5	61.2	61.8	61.8	60.4
Avg. Dist. to Rail [m]	2.0	2.3	1.7	0.6	0.5	1.0	1.5	1.8	1.6	0.5
Avg. Stride Freq. [Hz]	2.2	2.3	2.2	2.1	2.2	2.2	2.2	2.2	2.2	2.2
Avg. Stride Length [m]	6.6	7.2	7.2	7.2	7.3	7.3	7.6	7.5	7.5	7.3



- [] Ranking at each section and finish
- .-.- No data available at this section
- NA No data available



Horse/Jockey Name	Sir William Bruce
Final Rank	6
Fastest Section Time (Section)	0:11.57 (1800m)
Top Speed [km/h] (Section)	66.6 (Overall)
Race State	Finished



Doomben QLD Professional

Race 7: XXXX DRY Class 1 Handicap - 2050m

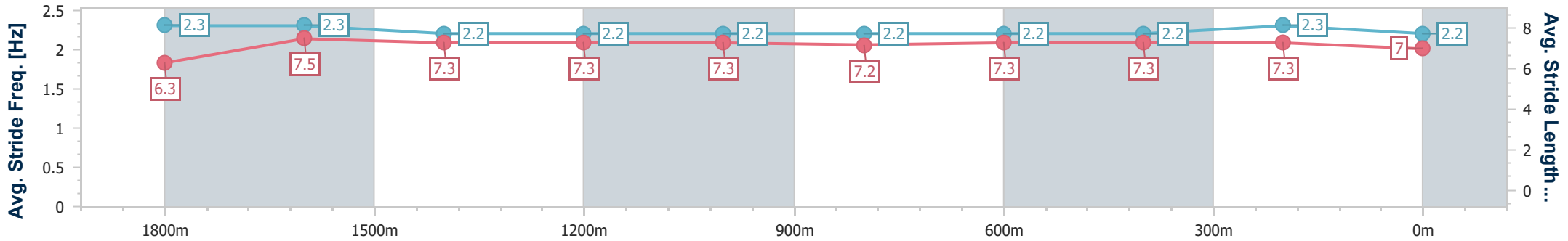
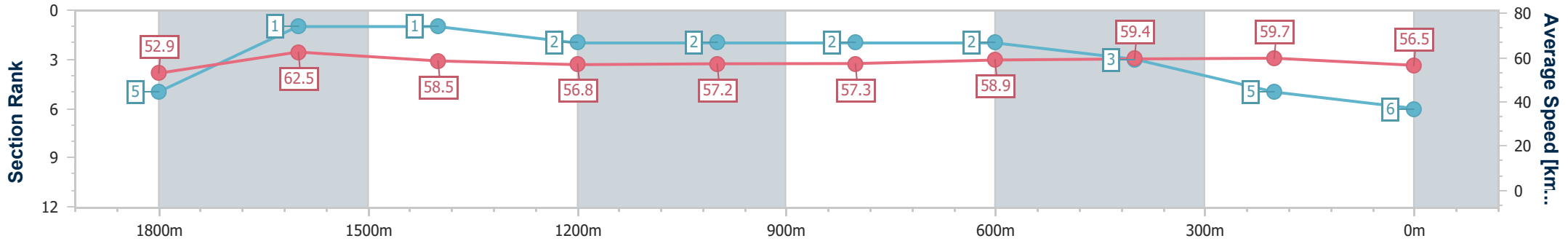
01 March 2023 - 17:10

Track Rating: Good 4, Weather: Fine, Rail Position: +8 Entire Course



BRISBANE RACING CLUB

Section	Overall	1800m	1600m	1400m	1200m	1000m	800m	600m	400m	200m
Section Times	2:07.97 [6] (0:17.02)	1:50.95 [5] (0:11.57)	1:39.38 [1] (0:12.26)	1:27.12 [1] (0:12.69)	1:14.43 [2] (0:12.58)	1:01.85 [2] (0:12.62)	0:49.23 [2] (0:12.29)	0:36.94 [2] (0:12.15)	0:24.79 [3] (0:12.06)	0:12.73 [5] (0:12.73)
Average Speed [km/h]	52.9	62.5	58.5	56.8	57.2	57.3	58.9	59.4	59.7	56.5
Top Speed [km/h]	66.6	66.1	60.1	57.4	57.5	58.2	60.6	60.7	60.2	59.2
Avg. Dist. to Rail [m]	7.2	1.1	0.9	0.6	1.4	1.2	0.8	0.5	0.7	2.1
Avg. Stride Freq. [Hz]	2.3	2.3	2.2	2.2	2.2	2.2	2.2	2.2	2.3	2.2
Avg. Stride Length [m]	6.3	7.5	7.3	7.3	7.3	7.2	7.3	7.3	7.3	7.0



- [] Ranking at each section and finish
- .-.- No data available at this section
- NA No data available



Horse/Jockey Name	Winter Thorn
Final Rank	7
Fastest Section Time (Section)	0:11.67 (1800m)
Top Speed [km/h] (Section)	66.5 (Overall)
Race State	Finished



Doomben QLD Professional

Race 7: XXXX DRY Class 1 Handicap - 2050m

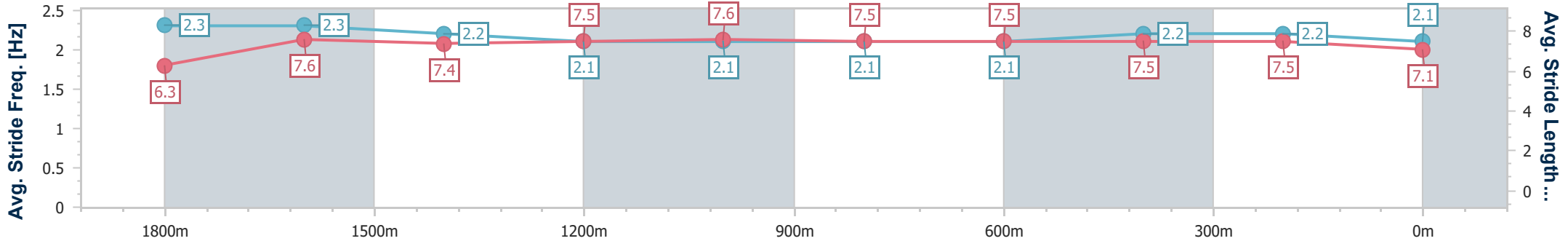
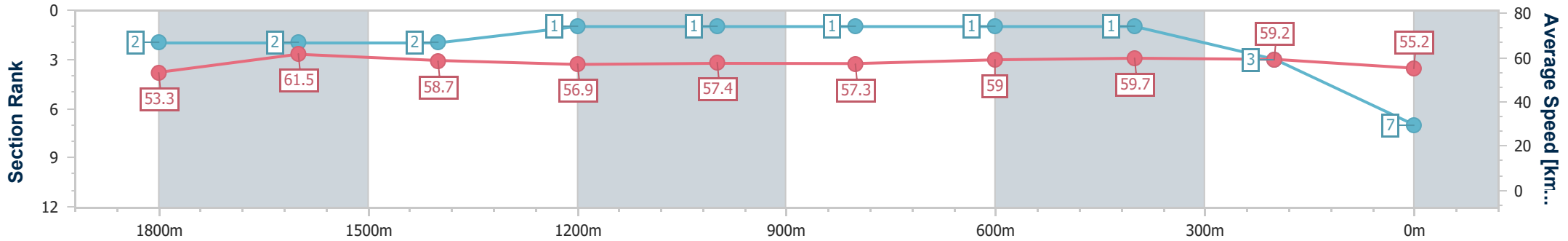
01 March 2023 - 17:10

Track Rating: Good 4, Weather: Fine, Rail Position: +8 Entire Course



BRISBANE RACING CLUB

Section	Overall	1800m	1600m	1400m	1200m	1000m	800m	600m	400m	200m
Section Times	2:08.00 [7] (0:16.91)	1:51.09 [2] (0:11.67)	1:39.42 [2] (0:12.23)	1:27.19 [2] (0:12.66)	1:14.53 [1] (0:12.53)	1:02.00 [1] (0:12.57)	0:49.43 [1] (0:12.18)	0:37.25 [1] (0:12.09)	0:25.16 [1] (0:12.10)	0:13.06 [3] (0:13.06)
Average Speed [km/h]	53.3	61.5	58.7	56.9	57.4	57.3	59.0	59.7	59.2	55.2
Top Speed [km/h]	66.5	65.2	59.5	57.7	57.7	57.7	60.9	60.6	61.9	57.8
Avg. Dist. to Rail [m]	5.6	0.7	0.6	0.2	0.2	0.2	0.4	0.7	1.3	0.6
Avg. Stride Freq. [Hz]	2.3	2.3	2.2	2.1	2.1	2.1	2.1	2.2	2.2	2.1
Avg. Stride Length [m]	6.3	7.6	7.4	7.5	7.6	7.5	7.5	7.5	7.5	7.1



- [] Ranking at each section and finish
- .-.- No data available at this section
- NA No data available



Horse/Jockey Name	Naughty Harry
Final Rank	8
Fastest Section Time (Section)	0:11.75 (1800m)
Top Speed [km/h] (Section)	66.2 (Overall)
Race State	Finished



Doomben QLD Professional

Race 7: XXXX DRY Class 1 Handicap - 2050m

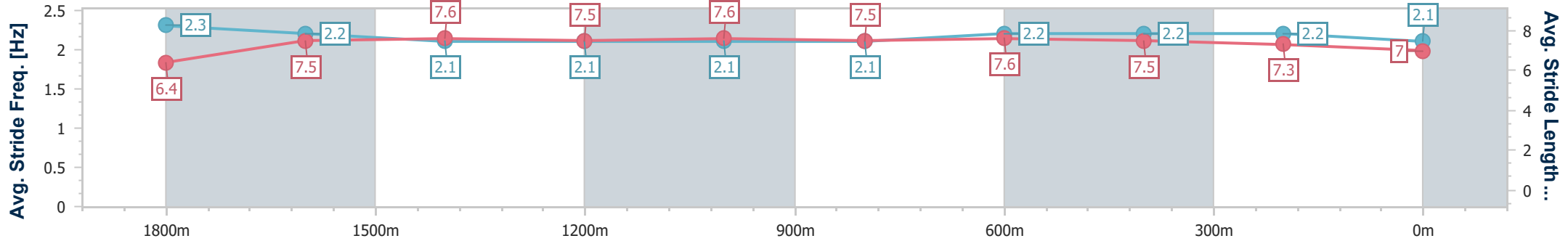
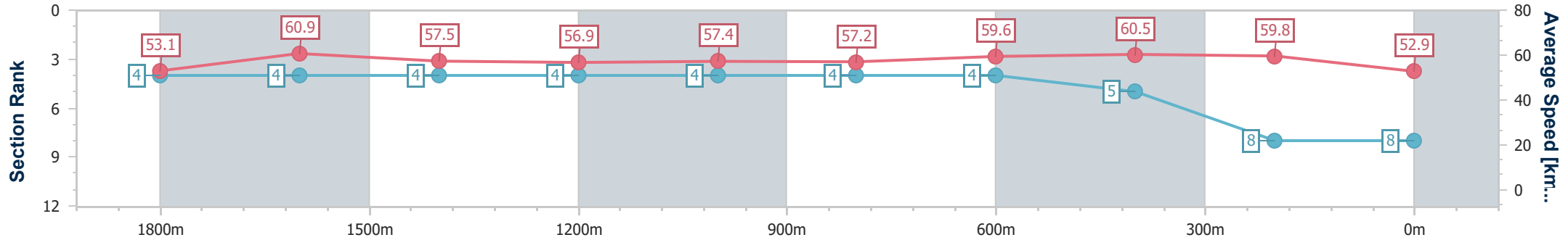
01 March 2023 - 17:10

Track Rating: Good 4, Weather: Fine, Rail Position: +8 Entire Course



BRISBANE RACING CLUB

Section	Overall	1800m	1600m	1400m	1200m	1000m	800m	600m	400m	200m
Section Times	2:08.85 [8] (0:16.95)	1:51.90 [4] (0:11.75)	1:40.15 [4] (0:12.49)	1:27.66 [4] (0:12.65)	1:15.01 [4] (0:12.54)	1:02.47 [4] (0:12.56)	0:49.91 [4] (0:12.11)	0:37.80 [4] (0:12.14)	0:25.66 [5] (0:12.07)	0:13.59 [8] (0:13.59)
Average Speed [km/h]	53.1	60.9	57.5	56.9	57.4	57.2	59.6	60.5	59.8	52.9
Top Speed [km/h]	66.2	64.5	58.9	58.6	59.0	59.0	61.0	61.2	61.0	58.2
Avg. Dist. to Rail [m]	3.4	0.9	1.3	0.3	0.2	0.4	1.3	3.5	1.4	2.1
Avg. Stride Freq. [Hz]	2.3	2.2	2.1	2.1	2.1	2.1	2.2	2.2	2.2	2.1
Avg. Stride Length [m]	6.4	7.5	7.6	7.5	7.6	7.5	7.6	7.5	7.3	7.0



- [] Ranking at each section and finish
- .-.- No data available at this section
- NA No data available