



# Eagle Farm QLD Professional

## Race 9: SUNTORY 196 Class 6 Plate - 1400m

04 March 2023 - 17:12



BRISBANE  
RACING CLUB

Track Rating: Good 4, Weather: Fine, Rail Position: +4m Entire Course

Section												Last 600m					
Field Times												0:35.02					
	Overall	1200m	1000m	800m	600m	400m											
	1:24.26 (0:13.95)	1:10.31 (0:11.52)	0:58.79 (0:11.92)	0:46.87 (0:11.85)	0:35.02 (0:11.40)	0:23.62 (0:11.35)											
Rank	TAB	Horse/Jockey	Barrier	Top Speed [km/h]	Fastest Section												Distance Travelled [m]
1	8	MORETHANUMBERONE Jag Guthmann-Chester	8	67.3 600m	0:11.01 400m	1:24.26 [1] (0:14.73)	1:09.53 [11] (0:11.59)	0:57.94 [9] (0:11.86)	0:46.08 [9] (0:11.86)	0:34.22 [9] (0:11.38)	0:22.84 [9] (0:11.01)	0:34.22					
2	6	BOTTEGA Boris Thornton	9	69.6 400m	0:10.76 400m	1:24.28 [2] (0:14.83)	1:09.45 [12] (0:11.82)	0:57.63 [12] (0:11.88)	0:45.75 [12] (0:11.81)	0:33.94 [12] (0:11.44)	0:22.50 [12] (0:10.76)	0:33.94	+1				
3	4	STUTTERING Mark Du Plessis	1	65.8 400m	0:11.13 400m	1:24.33 [3] (0:13.95)	1:10.38 [1] (0:11.72)	0:58.66 [2] (0:12.00)	0:46.66 [3] (0:11.89)	0:34.77 [4] (0:11.54)	0:23.23 [3] (0:11.13)	0:34.77	+7				
4	15	TILIANAM Angela Jones	14	67.5 600m	0:11.07 400m	1:24.41 [4] (0:14.06)	1:10.35 [3] (0:11.76)	0:58.59 [3] (0:11.95)	0:46.64 [4] (0:11.78)	0:34.86 [2] (0:11.37)	0:23.49 [2] (0:11.07)	0:34.86	+1				
5	1	MATOWATAKPE Brodie Loy	13	67.6 600m	0:10.98 400m	1:24.51 [5] (0:14.73)	1:09.78 [10] (0:11.81)	0:57.97 [11] (0:11.83)	0:46.14 [11] (0:11.85)	0:34.29 [11] (0:11.34)	0:22.95 [11] (0:10.98)	0:34.29	+3				
6	14	RED WAVE Ben Thompson	19	65.3 600m	0:11.20 400m	1:24.65 [6] (0:14.92)	1:09.73 [13] (0:11.91)	0:57.82 [13] (0:11.80)	0:46.02 [13] (0:11.63)	0:34.39 [13] (0:11.42)	0:22.97 [13] (0:11.20)	0:34.39	+4				
7	12	HIGHLIGHTS Jaden Lloyd	2	66.5 400m	0:11.13 400m	1:24.67 [7] (0:14.31)	1:10.36 [6] (0:11.75)	0:58.61 [6] (0:11.90)	0:46.71 [6] (0:11.76)	0:34.95 [5] (0:11.47)	0:23.48 [5] (0:11.13)	0:34.95	-3				
8	17	BLACKLOG Melea Castle	11	67.2 600m	0:10.99 400m	1:24.74 [8] (0:15.04)	1:09.70 [14] (0:11.79)	0:57.91 [14] (0:11.76)	0:46.15 [14] (0:11.82)	0:34.33 [14] (0:11.61)	0:22.72 [14] (0:10.99)	0:34.33	+1				
9	3	ROCK AMORE Jim Byrne	18	66.0 400m	0:11.40 600m	1:24.75 [9] (0:14.01)	1:10.74 [2] (0:11.46)	0:59.28 [1] (0:11.92)	0:47.36 [1] (0:11.85)	0:35.51 [1] (0:11.40)	0:24.11 [1] (0:11.42)	0:35.51	+1				
10	5	THE RITZ Nikita Beriman	10	66.5 600m	0:11.18 400m	1:24.87 [10] (0:14.59)	1:10.28 [9] (0:11.86)	0:58.42 [10] (0:11.76)	0:46.66 [10] (0:11.73)	0:34.93 [10] (0:11.41)	0:23.52 [10] (0:11.18)	0:34.93	+6				

Scratched: Phaistos (#2), Petunia (#10), Miyake (#13), Lovely Esteem (#16), Weekend Affair (#18)

Report Created: Sat 4 March 2023 17:22 GMT+10 (Note: Timing is based on position data)

Page 1/18

[ ] Ranking at each section and finish  
 -:-:- No data available at this section  
 NA No data available

SCN Saddle cloth number  
 DNF Did not finish  
 DNT Did not track

data processed by TRIPLES DATA



**Eagle Farm QLD Professional**  
**Race 9: SUNTORY 196 Class 6 Plate - 1400m**  
**04 March 2023 - 17:12**



BRISBANE  
RACING CLUB

Track Rating: Good 4, Weather: Fine, Rail Position: +4m Entire Course

Section	Overall	1200m	1000m	800m	600m	400m	Last 600m
Field Times	1:24.26 (0:13.95)	1:10.31 (0:11.52)	0:58.79 (0:11.92)	0:46.87 (0:11.85)	0:35.02 (0:11.40)	0:23.62 (0:11.35)	0:35.02

Rank	TAB	Horse/Jockey	Barrier	Top Speed [km/h]	Fastest Section	Overall	1200m	1000m	800m	600m	400m	Last 600m	Distance Travelled [m]
11	7	HILO Justin Huxtable	3	66.1 600m	0:11.34 400m	1:25.02 [11] (0:14.48)	1:10.54 [7] (0:11.80)	0:58.74 [7] (0:11.88)	0:46.86 [8] (0:11.98)	0:34.88 [7] (0:11.45)	0:23.43 [8] (0:11.34)	0:34.88	+7
12	9	WREN'S DAY Marnu Potgieter	5	66.0 400m	0:11.22 400m	1:25.13 [12] (0:14.60)	1:10.53 [8] (0:11.68)	0:58.85 [8] (0:11.83)	0:47.02 [7] (0:11.77)	0:35.25 [6] (0:11.50)	0:23.75 [6] (0:11.22)	0:35.25	+6
13	11	TAWFIQ LASS Andrew Mallyon	4	66.4 600m	0:11.29 600m	1:25.25 [13] (0:14.26)	1:10.99 [4] (0:11.71)	0:59.28 [5] (0:11.81)	0:47.47 [5] (0:12.17)	0:35.30 [8] (0:11.29)	0:24.01 [7] (0:11.32)	0:35.30	+10
14	19	SIENNA'S AWARD Rikki Jamieson	6	65.3 600m	0:11.65 400m	1:26.08 [14] (0:14.35)	1:11.73 [5] (0:11.70)	1:00.03 [4] (0:11.71)	0:48.32 [2] (0:11.93)	0:36.39 [3] (0:11.69)	0:24.70 [4] (0:11.65)	0:36.39	+14

Scratched: Phaistos (#2), Petunia (#10), Miyake (#13), Lovely Esteem (#16), Weekend Affair (#18)

[ ] Ranking at each section and finish  
 -:-:- No data available at this section  
 NA No data available

SCN Saddle cloth number  
 DNF Did not finish  
 DNT Did not track



# Eagle Farm QLD Professional

## Race 9: SUNTORY 196 Class 6 Plate - 1400m

04 March 2023 - 17:12



BRISBANE  
RACING CLUB

Track Rating: Good 4, Weather: Fine, Rail Position: +4m Entire Course

Section							200m			Last 600m
Field Times							0:12.27			0:35.02
							(0:12.27)			
Rank	TAB	Horse/Jockey	Barrier	Top Speed [km/h]	Fastest Section	Margin			Distance Travelled [m]	
1	8	<b>MORETHANUMBERONE</b> Jag Guthmann-Chester	8	67.3 600m	0:11.01 400m	0:11.83 [6] (0:11.83)	1:24.26			0:34.22
2	6	<b>BOTTEGA</b> Boris Thornton	9	69.6 400m	0:10.76 400m	0:11.74 [4] (0:11.74)	0.1L			0:33.94 +1
3	4	<b>STUTTERING</b> Mark Du Plessis	1	65.8 400m	0:11.13 400m	0:12.10 [3] (0:12.10)	0.4L			0:34.77 +7
4	15	<b>TILIANAM</b> Angela Jones	14	67.5 600m	0:11.07 400m	0:12.42 [1] (0:12.42)	0.89L			0:34.86 +1
5	1	<b>MATOWATAKPE</b> Brodie Loy	13	67.6 600m	0:10.98 400m	0:11.97 [8] (0:11.97)	1.49L			0:34.29 +3
6	14	<b>RED WAVE</b> Ben Thompson	19	65.3 600m	0:11.20 400m	0:11.77 [12] (0:11.77)	2.27L			0:34.39 +4
7	12	<b>HIGHLIGHTS</b> Jaden Lloyd	2	66.5 400m	0:11.13 400m	0:12.35 [5] (0:12.35)	2.44L			0:34.95 -3
8	17	<b>BLACKLOG</b> Melea Castle	11	67.2 600m	0:10.99 400m	0:11.73 [14] (0:11.73)	2.84L			0:34.33 +1
9	3	<b>ROCK AMORE</b> Jim Byrne	18	66.0 400m	0:11.40 600m	0:12.69 [2] (0:12.69)	2.9L			0:35.51 +1
10	5	<b>THE RITZ</b> Nikita Beriman	10	66.5 600m	0:11.18 400m	0:12.34 [10] (0:12.34)	3.56L			0:34.93 +6

Scratched: Phaistos (#2), Petunia (#10), Miyake (#13), Lovely Esteem (#16), Weekend Affair (#18)

Report Created: Sat 4 March 2023 17:22 GMT+10 (Note: Timing is based on position data)

Page 3/18

[ ] Ranking at each section and finish  
 -:-:- No data available at this section  
 NA No data available

SCN Saddle cloth number  
 DNF Did not finish  
 DNT Did not track

data processed by TRIPLES DATA



**Eagle Farm QLD Professional**  
**Race 9: SUNTORY 196 Class 6 Plate - 1400m**

04 March 2023 - 17:12



BRISBANE  
RACING CLUB

Track Rating: Good 4, Weather: Fine, Rail Position: +4m Entire Course

Section							200m			Last 600m	
Field Times							0:12.27			0:35.02	
							(0:12.27)				
Rank	TAB	Horse/Jockey	Barrier	Top Speed [km/h]	Fastest Section	Margin				Distance Travelled [m]	
11	7	<b>HILO</b> Justin Huxtable	3	66.1 600m	0:11.34 400m	0:12.09 [11] (0:12.09)	4.46L			0:34.88	+7
12	9	<b>WREN'S DAY</b> Marnu Potgieter	5	66.0 400m	0:11.22 400m	0:12.53 [7] (0:12.53)	5.13L			0:35.25	+6
13	11	<b>TAWFIQ LASS</b> Andrew Mallyon	4	66.4 600m	0:11.29 600m	0:12.69 [9] (0:12.69)	5.83L			0:35.30	+10
14	19	<b>SIENNA'S AWARD</b> Rikki Jamieson	6	65.3 600m	0:11.65 400m	0:13.05 [13] (0:13.05)	10.72L			0:36.39	+14

Scratched: Phaistos (#2), Petunia (#10), Miyake (#13), Lovely Esteem (#16), Weekend Affair (#18)



Horse/Jockey Name	Morethannumberone
Final Rank	1
Fastest Section Time (Section)	0:11.01 (400m)
Top Speed [km/h] (Section)	67.3 (600m)
Race State	Finished



### Eagle Farm QLD Professional

Race 9: SUNTORY 196 Class 6 Plate - 1400m

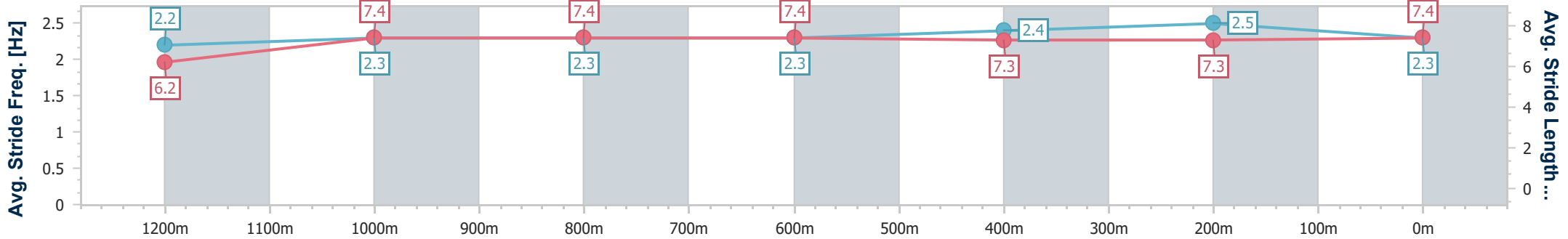
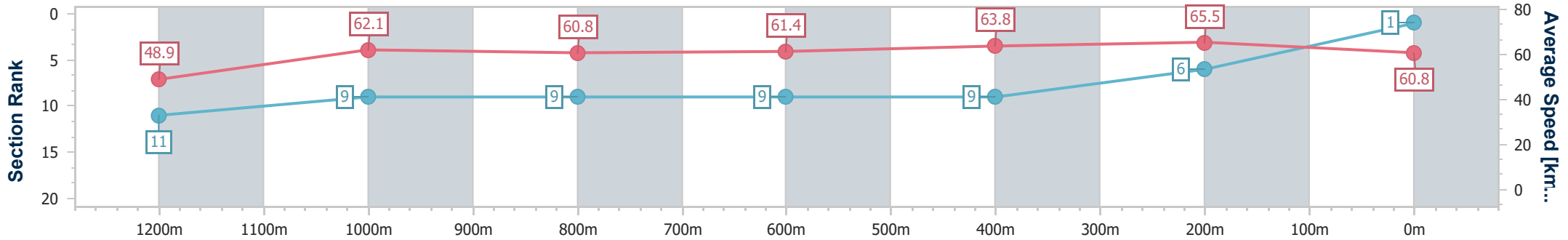
04 March 2023 - 17:12

Track Rating: Good 4, Weather: Fine, Rail Position: +4m Entire Course



BRISBANE RACING CLUB

Section	Overall	1200m	1000m	800m	600m	400m	200m
Section Times	1:24.26 [1] (0:14.73)	1:09.53 [11] (0:11.59)	0:57.94 [9] (0:11.86)	0:46.08 [9] (0:11.86)	0:34.22 [9] (0:11.38)	0:22.84 [9] (0:11.01)	0:11.83 [6] (0:11.83)
Average Speed [km/h]	48.9	62.1	60.8	61.4	63.8	65.5	60.8
Top Speed [km/h]	60.0	63.1	61.8	63.2	67.3	67.0	63.8
Avg. Dist. to Rail [m]	3.4	1.2	0.3	2.6	1.5	1.9	0.7
Avg. Stride Freq. [Hz]	2.2	2.3	2.3	2.3	2.4	2.5	2.3
Avg. Stride Length [m]	6.2	7.4	7.4	7.4	7.3	7.3	7.4



- [ ] Ranking at each section and finish
- .-.- No data available at this section
- NA No data available



Horse/Jockey Name	Bottega
Final Rank	2
Fastest Section Time (Section)	0:10.76 (400m)
Top Speed [km/h] (Section)	69.6 (400m)
Race State	Finished



### Eagle Farm QLD Professional

Race 9: SUNTORY 196 Class 6 Plate - 1400m

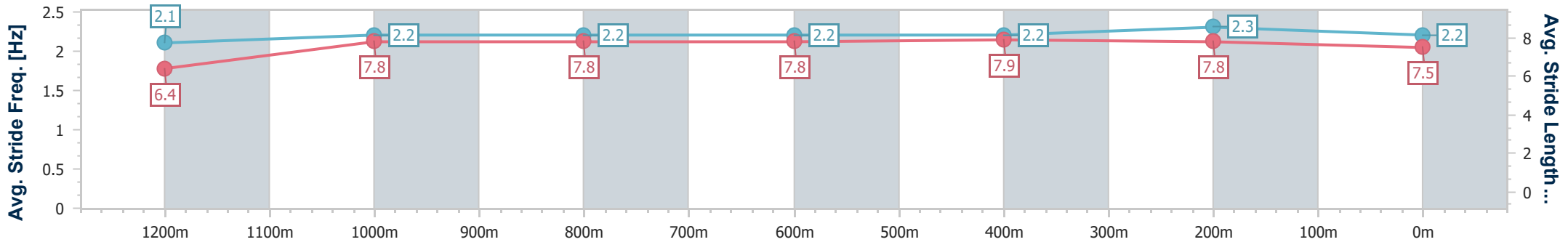
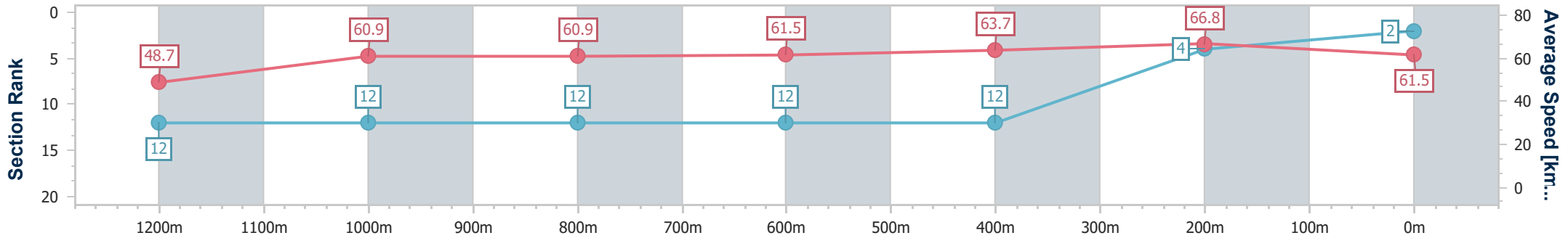
04 March 2023 - 17:12

Track Rating: Good 4, Weather: Fine, Rail Position: +4m Entire Course



BRISBANE RACING CLUB

Section	Overall	1200m	1000m	800m	600m	400m	200m
Section Times	1:24.28 [2] (0:14.83)	1:09.45 [12] (0:11.82)	0:57.63 [12] (0:11.88)	0:45.75 [12] (0:11.81)	0:33.94 [12] (0:11.44)	0:22.50 [12] (0:10.76)	0:11.74 [4] (0:11.74)
Average Speed [km/h]	48.7	60.9	60.9	61.5	63.7	66.8	61.5
Top Speed [km/h]	60.3	61.6	62.4	63.4	69.3	69.6	64.2
Avg. Dist. to Rail [m]	3.8	1.9	1.1	2.3	2.3	3.1	2.3
Avg. Stride Freq. [Hz]	2.1	2.2	2.2	2.2	2.2	2.3	2.2
Avg. Stride Length [m]	6.4	7.8	7.8	7.8	7.9	7.8	7.5



- [ ] Ranking at each section and finish
- .-.- No data available at this section
- NA No data available



Horse/Jockey Name	Stuttering
Final Rank	3
Fastest Section Time (Section)	0:11.13 (400m)
Top Speed [km/h] (Section)	65.8 (400m)
Race State	Finished



### Eagle Farm QLD Professional

Race 9: SUNTORY 196 Class 6 Plate - 1400m

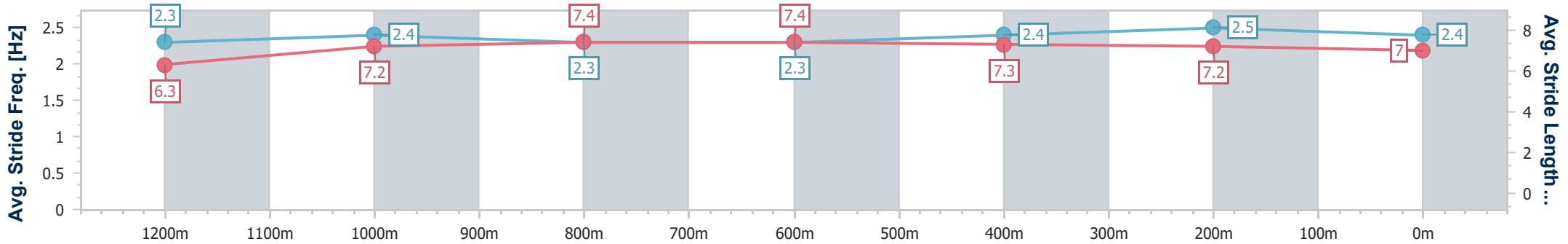
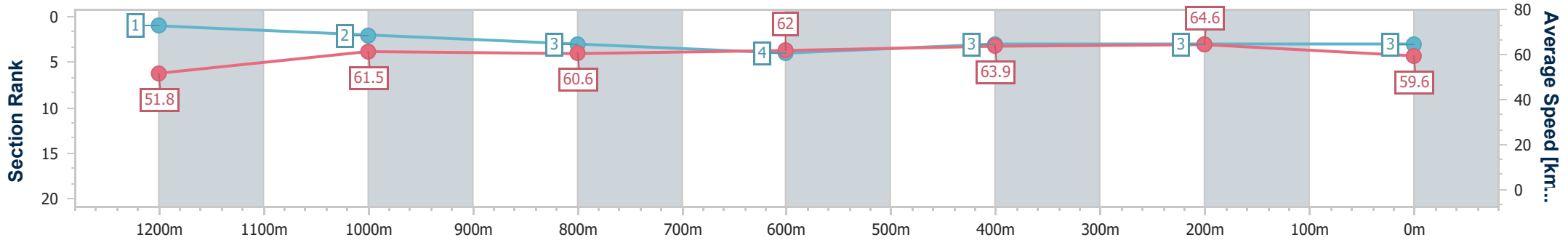
04 March 2023 - 17:12

Track Rating: Good 4, Weather: Fine, Rail Position: +4m Entire Course



BRISBANE RACING CLUB

Section	Overall	1200m	1000m	800m	600m	400m	200m
Section Times	1:24.33 [3] (0:13.95)	1:10.38 [1] (0:11.72)	0:58.66 [2] (0:12.00)	0:46.66 [3] (0:11.89)	0:34.77 [4] (0:11.54)	0:23.23 [3] (0:11.13)	0:12.10 [3] (0:12.10)
Average Speed [km/h]	51.8	61.5	60.6	62.0	63.9	64.6	59.6
Top Speed [km/h]	62.3	63.2	61.5	62.6	65.8	65.8	62.2
Avg. Dist. to Rail [m]	1.1	1.6	2.3	5.1	4.6	7.4	6.5
Avg. Stride Freq. [Hz]	2.3	2.4	2.3	2.3	2.4	2.5	2.4
Avg. Stride Length [m]	6.3	7.2	7.4	7.4	7.3	7.2	7.0



- [ ] Ranking at each section and finish
- .-.- No data available at this section
- NA No data available



Horse/Jockey Name	Tilianam
Final Rank	4
Fastest Section Time (Section)	0:11.07 (400m)
Top Speed [km/h] (Section)	67.5 (600m)
Race State	Finished



### Eagle Farm QLD Professional

Race 9: SUNTORY 196 Class 6 Plate - 1400m

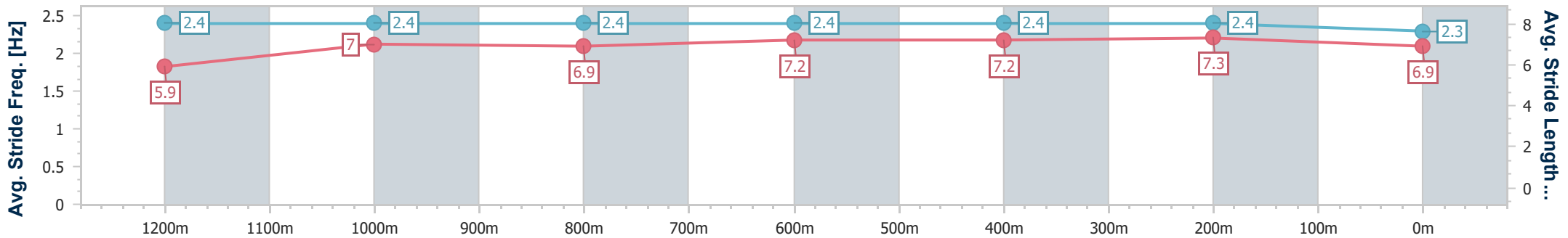
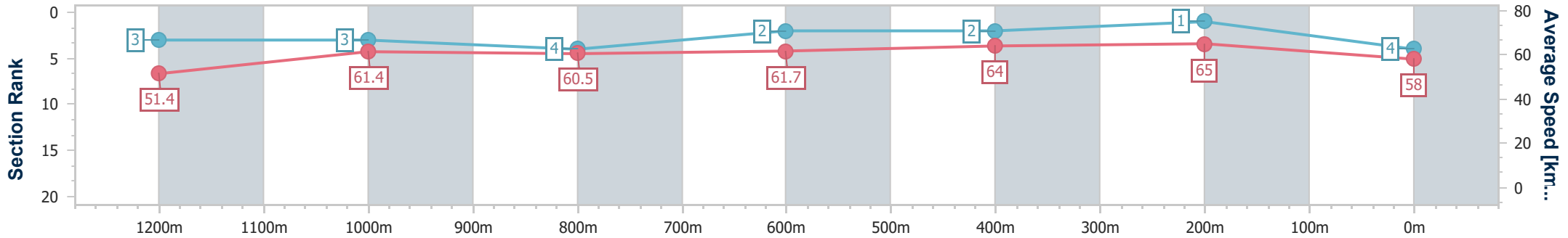
04 March 2023 - 17:12

Track Rating: Good 4, Weather: Fine, Rail Position: +4m Entire Course



BRISBANE RACING CLUB

Section	Overall	1200m	1000m	800m	600m	400m	200m
Section Times	1:24.41 [4] (0:14.06)	1:10.35 [3] (0:11.76)	0:58.59 [3] (0:11.95)	0:46.64 [4] (0:11.78)	0:34.86 [2] (0:11.37)	0:23.49 [2] (0:11.07)	0:12.42 [1] (0:12.42)
Average Speed [km/h]	51.4	61.4	60.5	61.7	64.0	65.0	58.0
Top Speed [km/h]	61.3	62.1	63.1	63.3	67.5	67.4	61.4
Avg. Dist. to Rail [m]	6.9	3.6	1.1	1.7	2.2	5.3	4.9
Avg. Stride Freq. [Hz]	2.4	2.4	2.4	2.4	2.4	2.4	2.3
Avg. Stride Length [m]	5.9	7.0	6.9	7.2	7.2	7.3	6.9



- [ ] Ranking at each section and finish
- .-.- No data available at this section
- NA No data available





Horse/Jockey Name	Matowatakpe
Final Rank	5
Fastest Section Time (Section)	0:10.98 (400m)
Top Speed [km/h] (Section)	67.6 (600m)
Race State	Finished



### Eagle Farm QLD Professional

Race 9: SUNTORY 196 Class 6 Plate - 1400m

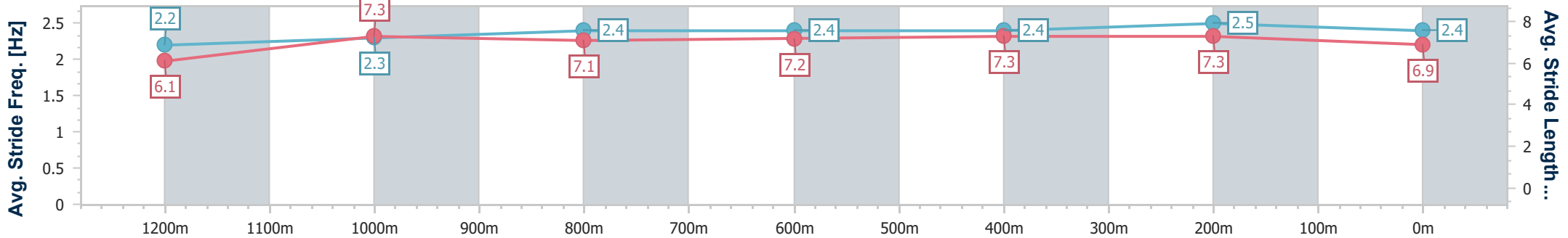
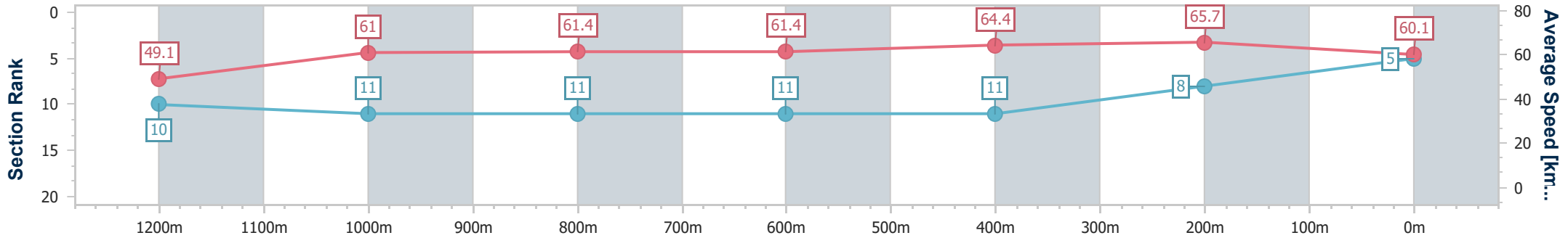
04 March 2023 - 17:12

Track Rating: Good 4, Weather: Fine, Rail Position: +4m Entire Course



BRISBANE RACING CLUB

Section	Overall	1200m	1000m	800m	600m	400m	200m
Section Times	1:24.51 [5] (0:14.73)	1:09.78 [10] (0:11.81)	0:57.97 [11] (0:11.83)	0:46.14 [11] (0:11.85)	0:34.29 [11] (0:11.34)	0:22.95 [11] (0:10.98)	0:11.97 [8] (0:11.97)
Average Speed [km/h]	49.1	61.0	61.4	61.4	64.4	65.7	60.1
Top Speed [km/h]	60.8	62.3	63.5	62.8	67.6	67.5	63.3
Avg. Dist. to Rail [m]	5.9	2.5	1.6	2.2	3.0	2.5	1.6
Avg. Stride Freq. [Hz]	2.2	2.3	2.4	2.4	2.4	2.5	2.4
Avg. Stride Length [m]	6.1	7.3	7.1	7.2	7.3	7.3	6.9



- [ ] Ranking at each section and finish
- .-.- No data available at this section
- NA No data available



Horse/Jockey Name	Red Wave
Final Rank	6
Fastest Section Time (Section)	0:11.20 (400m)
Top Speed [km/h] (Section)	65.3 (600m)
Race State	Finished



### Eagle Farm QLD Professional

Race 9: SUNTORY 196 Class 6 Plate - 1400m

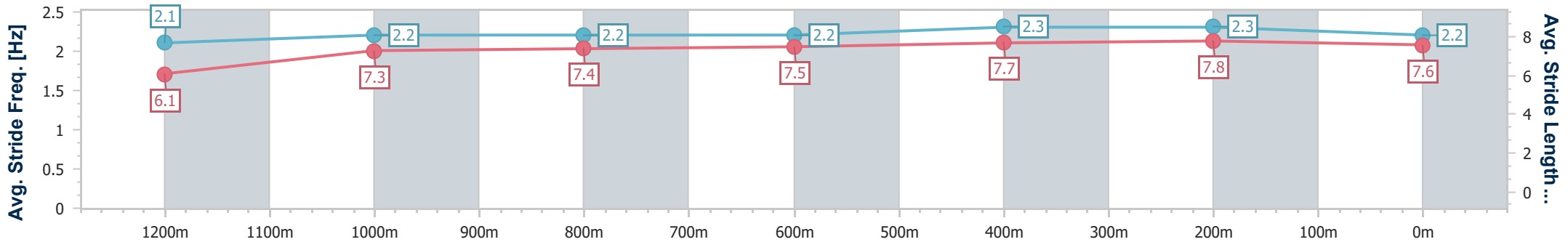
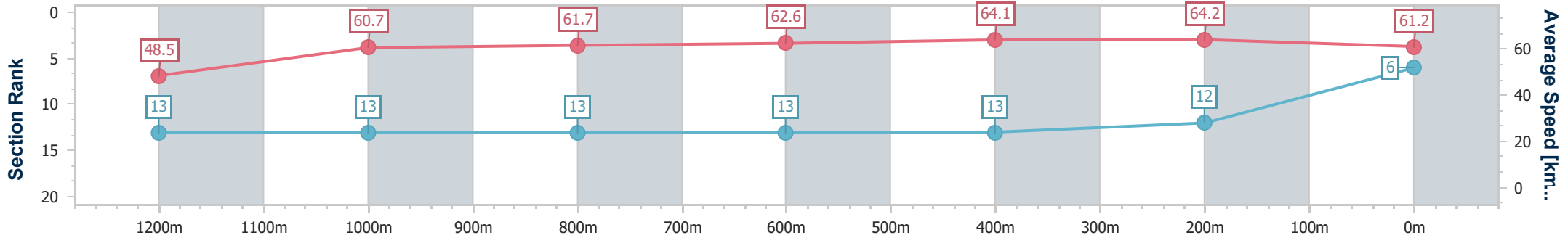
04 March 2023 - 17:12

Track Rating: Good 4, Weather: Fine, Rail Position: +4m Entire Course



BRISBANE RACING CLUB

Section	Overall	1200m	1000m	800m	600m	400m	200m
Section Times	1:24.65 [6] (0:14.92)	1:09.73 [13] (0:11.91)	0:57.82 [13] (0:11.80)	0:46.02 [13] (0:11.63)	0:34.39 [13] (0:11.42)	0:22.97 [13] (0:11.20)	0:11.77 [12] (0:11.77)
Average Speed [km/h]	48.5	60.7	61.7	62.6	64.1	64.2	61.2
Top Speed [km/h]	58.6	62.1	63.1	63.6	65.3	65.0	63.3
Avg. Dist. to Rail [m]	7.9	3.8	2.5	2.5	3.1	7.1	7.5
Avg. Stride Freq. [Hz]	2.1	2.2	2.2	2.2	2.3	2.3	2.2
Avg. Stride Length [m]	6.1	7.3	7.4	7.5	7.7	7.8	7.6



- [ ] Ranking at each section and finish
- .-.- No data available at this section
- NA No data available



Horse/Jockey Name	Highlights
Final Rank	7
Fastest Section Time (Section)	0:11.13 (400m)
Top Speed [km/h] (Section)	66.5 (400m)
Race State	Finished



### Eagle Farm QLD Professional

Race 9: SUNTORY 196 Class 6 Plate - 1400m

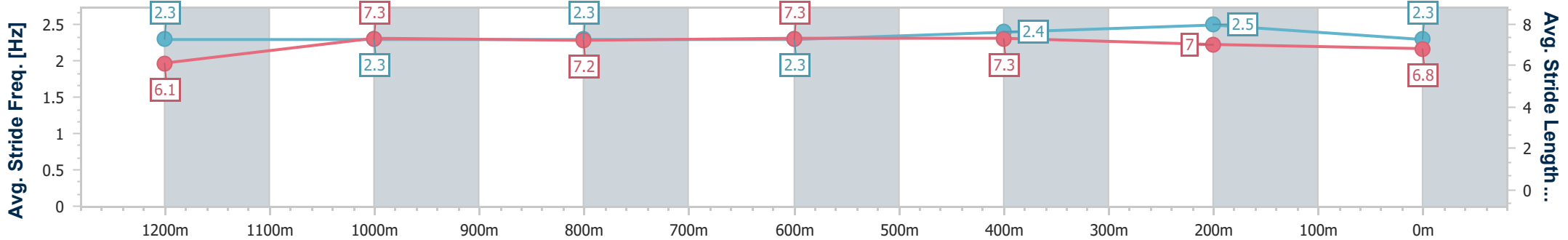
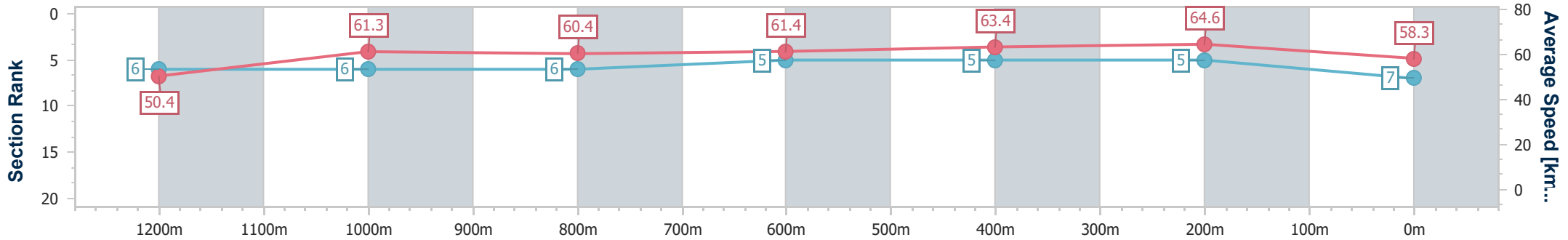
04 March 2023 - 17:12

Track Rating: Good 4, Weather: Fine, Rail Position: +4m Entire Course



BRISBANE RACING CLUB

Section	Overall	1200m	1000m	800m	600m	400m	200m
Section Times	1:24.67 [7] (0:14.31)	1:10.36 [6] (0:11.75)	0:58.61 [6] (0:11.90)	0:46.71 [6] (0:11.76)	0:34.95 [5] (0:11.47)	0:23.48 [5] (0:11.13)	0:12.35 [5] (0:12.35)
Average Speed [km/h]	50.4	61.3	60.4	61.4	63.4	64.6	58.3
Top Speed [km/h]	62.9	61.8	61.4	63.4	66.0	66.5	62.3
Avg. Dist. to Rail [m]	1.6	1.4	0.5	0.8	1.9	4.8	4.4
Avg. Stride Freq. [Hz]	2.3	2.3	2.3	2.3	2.4	2.5	2.3
Avg. Stride Length [m]	6.1	7.3	7.2	7.3	7.3	7.0	6.8



- [ ] Ranking at each section and finish
- .-.- No data available at this section
- NA No data available



Horse/Jockey Name	Blacklog
Final Rank	8
Fastest Section Time (Section)	0:10.99 (400m)
Top Speed [km/h] (Section)	67.2 (600m)
Race State	Finished



### Eagle Farm QLD Professional

Race 9: SUNTORY 196 Class 6 Plate - 1400m

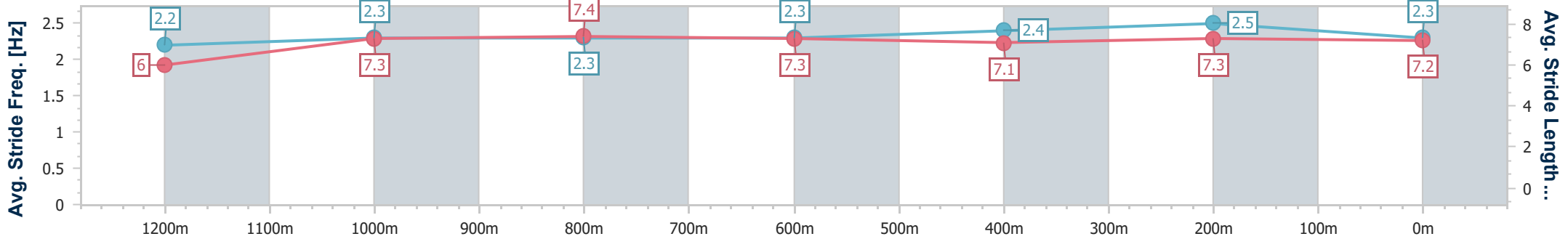
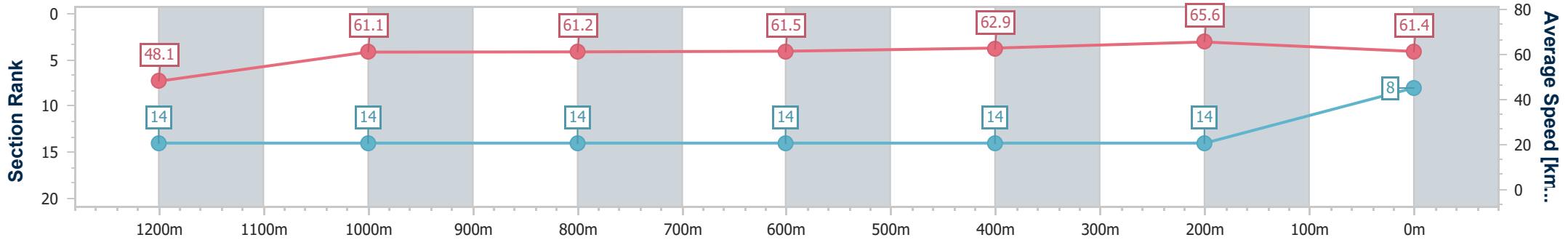
04 March 2023 - 17:12

Track Rating: Good 4, Weather: Fine, Rail Position: +4m Entire Course



BRISBANE RACING CLUB

Section	Overall	1200m	1000m	800m	600m	400m	200m
Section Times	1:24.74 [8] (0:15.04)	1:09.70 [14] (0:11.79)	0:57.91 [14] (0:11.76)	0:46.15 [14] (0:11.82)	0:34.33 [14] (0:11.61)	0:22.72 [14] (0:10.99)	0:11.73 [14] (0:11.73)
Average Speed [km/h]	48.1	61.1	61.2	61.5	62.9	65.6	61.4
Top Speed [km/h]	58.2	62.0	62.9	62.8	67.2	67.1	64.1
Avg. Dist. to Rail [m]	5.3	2.2	0.8	2.0	3.0	1.3	0.8
Avg. Stride Freq. [Hz]	2.2	2.3	2.3	2.3	2.4	2.5	2.3
Avg. Stride Length [m]	6.0	7.3	7.4	7.3	7.1	7.3	7.2



- [ ] Ranking at each section and finish
- .-.- No data available at this section
- NA No data available



Horse/Jockey Name	Rock Amore
Final Rank	9
Fastest Section Time (Section)	0:11.40 (600m)
Top Speed [km/h] (Section)	66.0 (400m)
Race State	Finished



### Eagle Farm QLD Professional

Race 9: SUNTORY 196 Class 6 Plate - 1400m

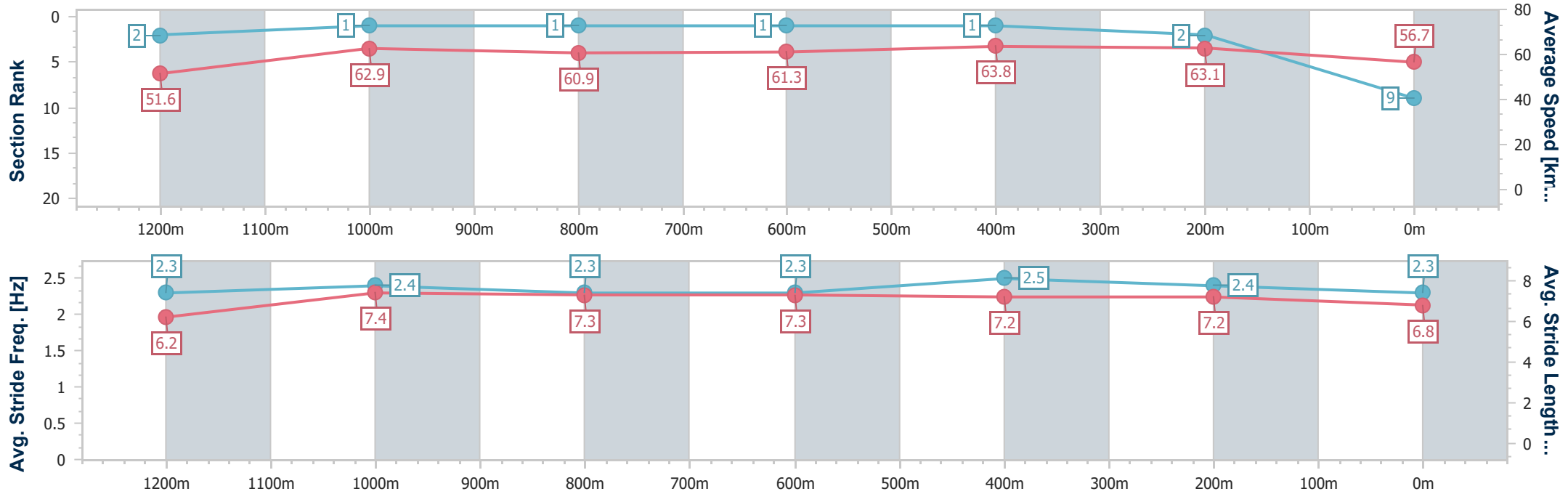
04 March 2023 - 17:12

Track Rating: Good 4, Weather: Fine, Rail Position: +4m Entire Course



BRISBANE RACING CLUB

Section	Overall	1200m	1000m	800m	600m	400m	200m
Section Times	1:24.75 [9] (0:14.01)	1:10.74 [2] (0:11.46)	0:59.28 [1] (0:11.92)	0:47.36 [1] (0:11.85)	0:35.51 [1] (0:11.40)	0:24.11 [1] (0:11.42)	0:12.69 [2] (0:12.69)
Average Speed [km/h]	51.6	62.9	60.9	61.3	63.8	63.1	56.7
Top Speed [km/h]	64.0	64.0	61.6	62.2	65.9	66.0	59.7
Avg. Dist. to Rail [m]	7.5	3.2	1.4	2.0	1.9	3.1	2.3
Avg. Stride Freq. [Hz]	2.3	2.4	2.3	2.3	2.5	2.4	2.3
Avg. Stride Length [m]	6.2	7.4	7.3	7.3	7.2	7.2	6.8



- [ ] Ranking at each section and finish
- .-.- No data available at this section
- NA No data available



Horse/Jockey Name	The Ritz
Final Rank	10
Fastest Section Time (Section)	0:11.18 (400m)
Top Speed [km/h] (Section)	66.5 (600m)
Race State	Finished



### Eagle Farm QLD Professional

Race 9: SUNTORY 196 Class 6 Plate - 1400m

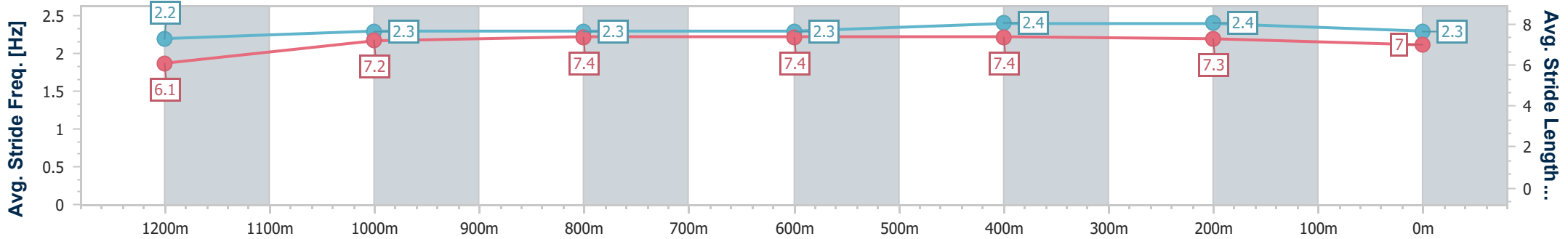
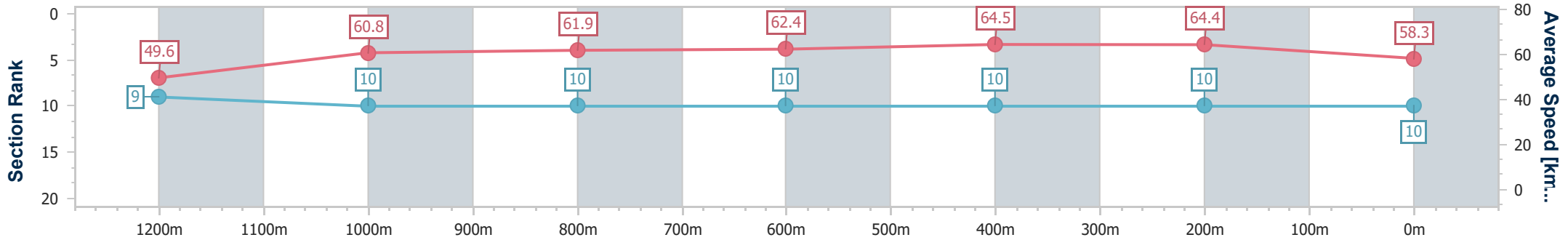
04 March 2023 - 17:12

Track Rating: Good 4, Weather: Fine, Rail Position: +4m Entire Course



BRISBANE RACING CLUB

Section	Overall	1200m	1000m	800m	600m	400m	200m
Section Times	1:24.87 [10] (0:14.59)	1:10.28 [9] (0:11.86)	0:58.42 [10] (0:11.76)	0:46.66 [10] (0:11.73)	0:34.93 [10] (0:11.41)	0:23.52 [10] (0:11.18)	0:12.34 [10] (0:12.34)
Average Speed [km/h]	49.6	60.8	61.9	62.4	64.5	64.4	58.3
Top Speed [km/h]	59.5	62.6	63.7	63.9	66.5	66.2	61.5
Avg. Dist. to Rail [m]	5.4	4.3	2.0	3.6	4.3	8.2	5.5
Avg. Stride Freq. [Hz]	2.2	2.3	2.3	2.3	2.4	2.4	2.3
Avg. Stride Length [m]	6.1	7.2	7.4	7.4	7.4	7.3	7.0



- [ ] Ranking at each section and finish
- .-.- No data available at this section
- NA No data available



Horse/Jockey Name	Hilo
Final Rank	11
Fastest Section Time (Section)	0:11.34 (400m)
Top Speed [km/h] (Section)	66.1 (600m)
Race State	Finished



### Eagle Farm QLD Professional

Race 9: SUNTORY 196 Class 6 Plate - 1400m

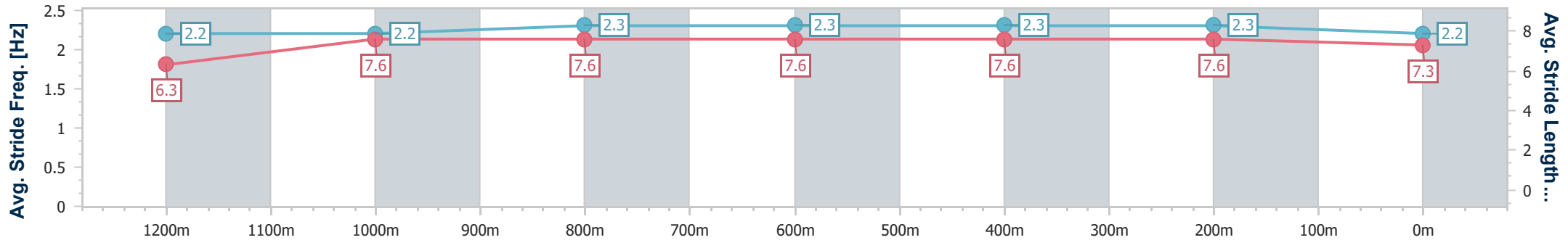
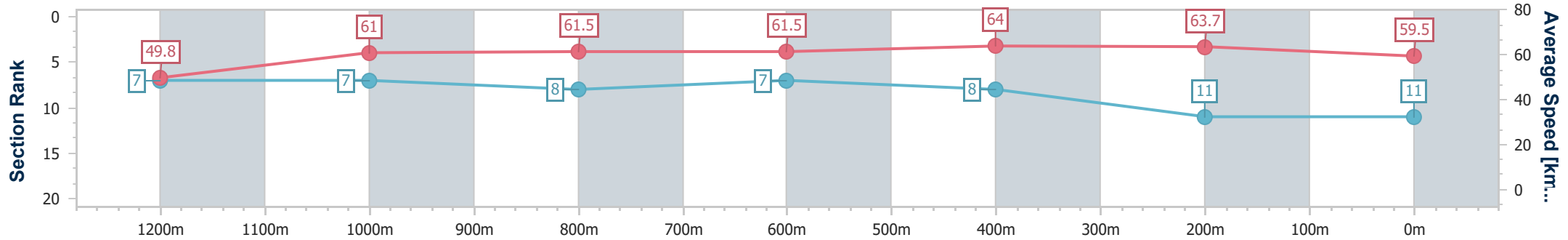
04 March 2023 - 17:12

Track Rating: Good 4, Weather: Fine, Rail Position: +4m Entire Course



BRISBANE RACING CLUB

Section	Overall	1200m	1000m	800m	600m	400m	200m
Section Times	1:25.02 [11] (0:14.48)	1:10.54 [7] (0:11.80)	0:58.74 [7] (0:11.88)	0:46.86 [8] (0:11.98)	0:34.88 [7] (0:11.45)	0:23.43 [8] (0:11.34)	0:12.09 [11] (0:12.09)
Average Speed [km/h]	49.8	61.0	61.5	61.5	64.0	63.7	59.5
Top Speed [km/h]	60.5	62.2	62.6	62.9	66.1	65.0	62.3
Avg. Dist. to Rail [m]	1.5	1.8	2.6	4.9	4.0	5.0	0.9
Avg. Stride Freq. [Hz]	2.2	2.2	2.3	2.3	2.3	2.3	2.2
Avg. Stride Length [m]	6.3	7.6	7.6	7.6	7.6	7.6	7.3



- [ ] Ranking at each section and finish
- .-.- No data available at this section
- NA No data available



Horse/Jockey Name	Wren's Day
Final Rank	12
Fastest Section Time (Section)	0:11.22 (400m)
Top Speed [km/h] (Section)	66.0 (400m)
Race State	Finished



### Eagle Farm QLD Professional

Race 9: SUNTORY 196 Class 6 Plate - 1400m

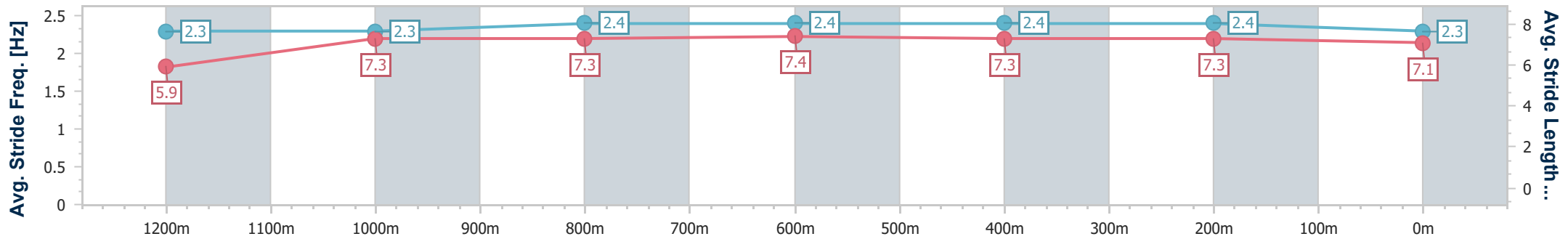
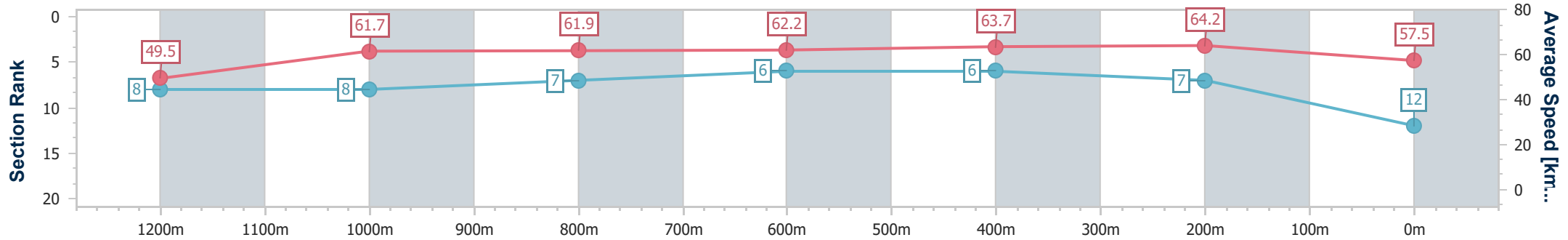
04 March 2023 - 17:12

Track Rating: Good 4, Weather: Fine, Rail Position: +4m Entire Course



BRISBANE RACING CLUB

Section	Overall	1200m	1000m	800m	600m	400m	200m
Section Times	1:25.13 [12] (0:14.60)	1:10.53 [8] (0:11.68)	0:58.85 [8] (0:11.83)	0:47.02 [7] (0:11.77)	0:35.25 [6] (0:11.50)	0:23.75 [6] (0:11.22)	0:12.53 [7] (0:12.53)
Average Speed [km/h]	49.5	61.7	61.9	62.2	63.7	64.2	57.5
Top Speed [km/h]	60.1	62.8	63.0	63.2	65.6	66.0	61.4
Avg. Dist. to Rail [m]	3.6	3.8	3.3	3.4	3.7	6.2	5.0
Avg. Stride Freq. [Hz]	2.3	2.3	2.4	2.4	2.4	2.4	2.3
Avg. Stride Length [m]	5.9	7.3	7.3	7.4	7.3	7.3	7.1



- [ ] Ranking at each section and finish
- .-.- No data available at this section
- NA No data available





Horse/Jockey Name	Tawfiq Lass
Final Rank	13
Fastest Section Time (Section)	0:11.29 (600m)
Top Speed [km/h] (Section)	66.4 (600m)
Race State	Finished



### Eagle Farm QLD Professional

Race 9: SUNTORY 196 Class 6 Plate - 1400m

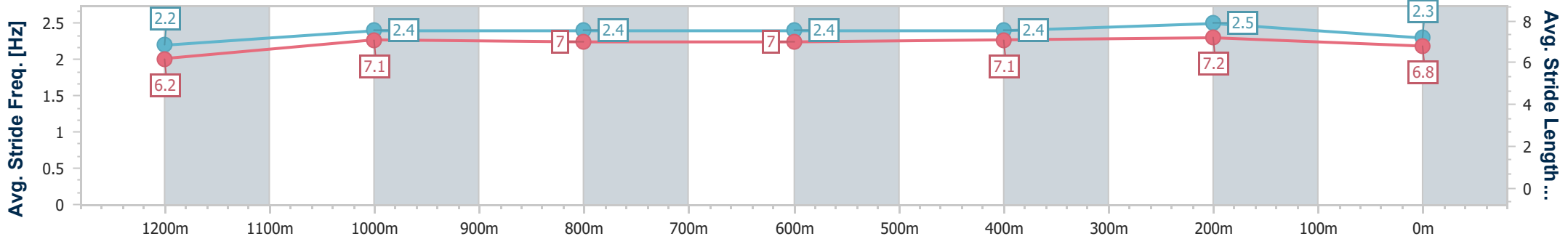
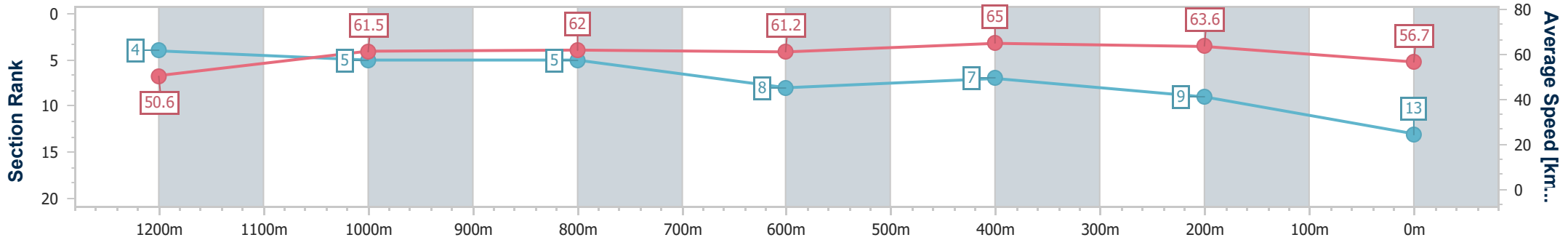
04 March 2023 - 17:12

Track Rating: Good 4, Weather: Fine, Rail Position: +4m Entire Course



BRISBANE RACING CLUB

Section	Overall	1200m	1000m	800m	600m	400m	200m
Section Times	1:25.25 [13] (0:14.26)	1:10.99 [4] (0:11.71)	0:59.28 [5] (0:11.81)	0:47.47 [5] (0:12.17)	0:35.30 [8] (0:11.29)	0:24.01 [7] (0:11.32)	0:12.69 [9] (0:12.69)
Average Speed [km/h]	50.6	61.5	62.0	61.2	65.0	63.6	56.7
Top Speed [km/h]	60.4	62.5	63.8	63.3	66.4	65.1	61.4
Avg. Dist. to Rail [m]	1.8	2.6	3.8	7.5	3.7	5.8	3.0
Avg. Stride Freq. [Hz]	2.2	2.4	2.4	2.4	2.4	2.5	2.3
Avg. Stride Length [m]	6.2	7.1	7.0	7.0	7.1	7.2	6.8



- [ ] Ranking at each section and finish
- .-.- No data available at this section
- NA No data available



Horse/Jockey Name	Sienna's Award
Final Rank	14
Fastest Section Time (Section)	0:11.65 (400m)
Top Speed [km/h] (Section)	65.3 (600m)
Race State	Finished



### Eagle Farm QLD Professional

Race 9: SUNTORY 196 Class 6 Plate - 1400m

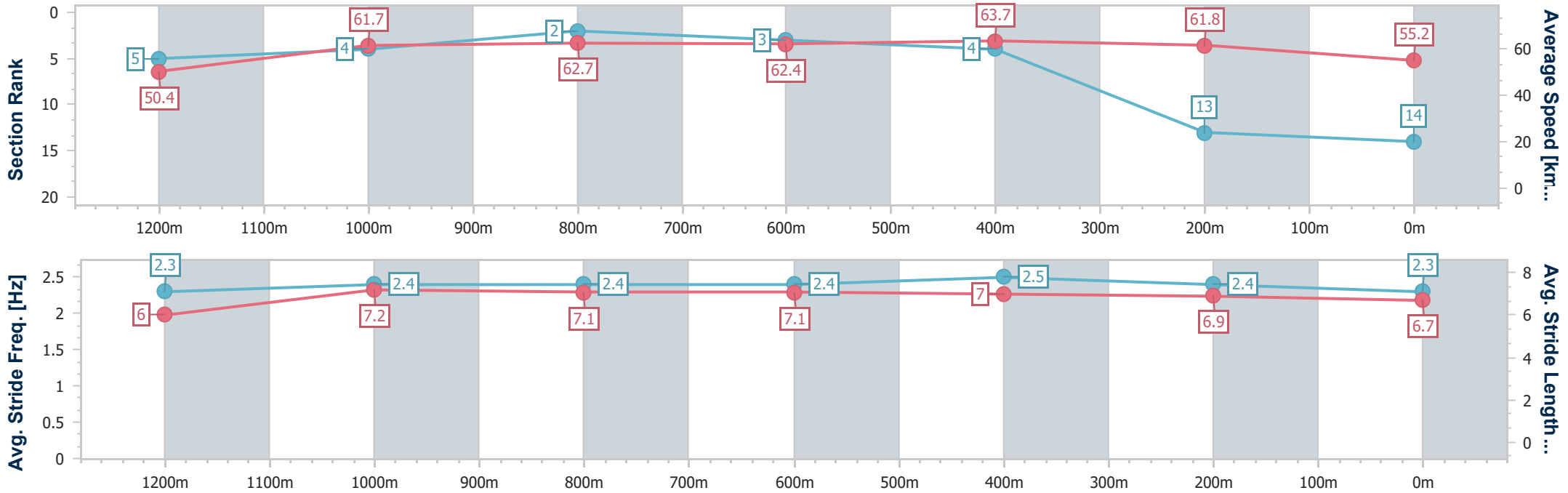
04 March 2023 - 17:12

Track Rating: Good 4, Weather: Fine, Rail Position: +4m Entire Course



BRISBANE RACING CLUB

Section	Overall	1200m	1000m	800m	600m	400m	200m
Section Times	1:26.08 [14] (0:14.35)	1:11.73 [5] (0:11.70)	1:00.03 [4] (0:11.71)	0:48.32 [2] (0:11.93)	0:36.39 [3] (0:11.69)	0:24.70 [4] (0:11.65)	0:13.05 [13] (0:13.05)
Average Speed [km/h]	50.4	61.7	62.7	62.4	63.7	61.8	55.2
Top Speed [km/h]	62.4	62.8	63.6	63.6	65.3	65.2	59.8
Avg. Dist. to Rail [m]	4.1	4.1	4.3	7.2	7.1	7.7	6.8
Avg. Stride Freq. [Hz]	2.3	2.4	2.4	2.4	2.5	2.4	2.3
Avg. Stride Length [m]	6.0	7.2	7.1	7.1	7.0	6.9	6.7



- [ ] Ranking at each section and finish
- .-.- No data available at this section
- NA No data available