



Doomben QLD Professional

Race 7: Ladbrokes Punter Assist BM65 Handicap - 2060m

08 March 2023 - 17:11



BRISBANE
RACING CLUB

Track Rating: Good 4, Weather: Overcast, Rail Position: +9.5m Entire Course

Section													Overall	1800m	1600m	1400m	1200m	1000m	800m	Last 600m
Field Times													2:08.49 (0:18.32)	1:50.17 (0:13.11)	1:37.06 (0:12.80)	1:24.26 (0:12.97)	1:11.29 (0:12.11)	0:59.18 (0:12.16)	0:47.02 (0:11.90)	0:35.12
Rank	TAB	Horse/Jockey	Barrier	Top Speed [km/h]	Fastest Section								Distance Travelled [m]							
1	9	HELEVA DEEL Angela Jones	3	65.5 400m	0:11.37 400m	2:08.49 [1] (0:18.51)	1:49.98 [3] (0:13.21)	1:36.77 [3] (0:12.81)	1:23.96 [3] (0:12.96)	1:11.00 [4] (0:12.07)	0:58.93 [3] (0:12.02)	0:46.91 [2] (0:11.98)	0:34.93							
2	7	MIGHTY WILLIE James Orman	5	64.6 400m	0:11.40 400m	2:08.86 [2] (0:18.62)	1:50.24 [4] (0:13.35)	1:36.89 [4] (0:12.85)	1:24.04 [4] (0:12.72)	1:11.32 [5] (0:12.18)	0:59.14 [5] (0:12.10)	0:47.04 [5] (0:11.78)	0:35.26 -8							
3	4	SNATCH Brodie Loy	1	64.4 400m	0:11.35 400m	2:08.99 [3] (0:18.79)	1:50.20 [5] (0:13.37)	1:36.83 [5] (0:12.78)	1:24.05 [5] (0:12.89)	1:11.16 [6] (0:12.15)	0:59.01 [6] (0:12.19)	0:46.82 [7] (0:11.89)	0:34.93 -15							
4	1	GO MILLO Jaden Lloyd	7	64.3 400m	0:11.49 400m	2:09.00 [4] (0:18.42)	1:50.58 [2] (0:13.23)	1:37.35 [2] (0:12.86)	1:24.49 [2] (0:12.77)	1:11.72 [2] (0:12.16)	0:59.56 [2] (0:12.19)	0:47.37 [3] (0:11.78)	0:35.59 -9							
5	5	BONBORA Yvette Lewis	2	64.5 400m	0:11.43 400m	2:09.30 [5] (0:18.80)	1:50.50 [7] (0:13.41)	1:37.09 [7] (0:12.79)	1:24.30 [7] (0:12.86)	1:11.44 [8] (0:12.14)	0:59.30 [8] (0:12.09)	0:47.21 [8] (0:12.19)	0:35.02 -16							
6	8	VALLEY'S SISTER Kyle Wilson-Taylor	11	63.1 400m	0:11.49 400m	2:09.36 [6] (0:19.00)	1:50.36 [9] (0:13.40)	1:36.96 [8] (0:12.83)	1:24.13 [8] (0:12.90)	1:11.23 [9] (0:12.21)	0:59.02 [10] (0:12.02)	0:47.00 [9] (0:11.80)	0:35.20 -15							
7	6	FLYBRIDGE Cejay Graham	9	64.6 400m	0:11.33 400m	2:09.50 [7] (0:19.20)	1:50.30 [11] (0:13.65)	1:36.65 [12] (0:12.76)	1:23.89 [12] (0:12.86)	1:11.03 [12] (0:12.11)	0:58.92 [11] (0:12.07)	0:46.85 [11] (0:11.75)	0:35.10 -8							
8	14	MARIINSKY Elione Chaves	6	62.8 600m	0:11.75 400m	2:09.55 [8] (0:18.77)	1:50.78 [6] (0:13.35)	1:37.43 [6] (0:12.75)	1:24.68 [5] (0:12.58)	1:12.10 [3] (0:12.21)	0:59.89 [4] (0:12.05)	0:47.84 [4] (0:11.89)	0:35.95 -4							
9	10	THATFRIDAYFEELING Jackson Morris	14	63.6 400m	0:11.55 400m	2:09.80 [9] (0:19.45)	1:50.35 [12] (0:13.25)	1:37.10 [11] (0:12.84)	1:24.26 [11] (0:12.81)	1:11.45 [11] (0:12.24)	0:59.21 [12] (0:12.04)	0:47.17 [12] (0:11.75)	0:35.42 -18							
10	13	WIZARD OF VISP Micheal Hellyer	4	62.6 600m	0:11.60 600m	2:10.05 [10] (0:18.32)	1:51.73 [1] (0:13.11)	1:38.62 [1] (0:12.80)	1:25.82 [1] (0:12.97)	1:12.85 [1] (0:12.11)	1:00.74 [1] (0:12.16)	0:48.58 [1] (0:11.90)	0:36.68 -17							

Scratched: Cristalino (#11), Guts 'N' Glory (#2)

Report Created: Wed 8 March 2023 17:30 GMT+10 (Note: Timing is based on position data)

Page 1/16

[] Ranking at each section and finish
 -:-:- No data available at this section
 NA No data available

SCN Saddle cloth number
 DNF Did not finish
 DNT Did not track

data processed by TRIPLES DATA



Doomben QLD Professional

Race 7: Ladbrokes Punter Assist BM65 Handicap - 2060m

08 March 2023 - 17:11



BRISBANE
RACING CLUB

Track Rating: Good 4, Weather: Overcast, Rail Position: +9.5m Entire Course

Section		Overall	1800m	1600m	1400m	1200m	1000m	800m	Last 600m					
Field Times		2:08.49 (0:18.32)	1:50.17 (0:13.11)	1:37.06 (0:12.80)	1:24.26 (0:12.97)	1:11.29 (0:12.11)	0:59.18 (0:12.16)	0:47.02 (0:11.90)	0:35.12					
Rank	TAB Horse/Jockey	Barrier	Top Speed [km/h]	Fastest Section										Distance Travelled [m]
11	12 THAT'LLDOTOO Samantha Collett	10	62.8 400m	0:11.73 400m	2:10.33 [11] (0:19.00)	1:51.33 [10] (0:13.57)	1:37.76 [10] (0:12.87)	1:24.89 [10] (0:12.31)	1:12.58 [7] (0:12.10)	1:00.48 [7] (0:12.07)	0:48.41 [6] (0:12.04)	0:36.37	-1	
12	3 DAUVENAY Andrew Mallyon	12	63.6 800m	0:11.78 800m	2:12.24 [12] (0:18.97)	1:53.27 [8] (0:13.57)	1:39.70 [9] (0:12.79)	1:26.91 [9] (0:12.81)	1:14.10 [10] (0:12.12)	1:01.98 [9] (0:12.13)	0:49.85 [10] (0:11.78)	0:38.07	-5	

Scratched: Cristalino (#11), Guts 'N' Glory (#2)

[] Ranking at each section and finish
 -:-:-:- No data available at this section
 NA No data available

SCN Saddle cloth number
 DNF Did not finish
 DNT Did not track



Doomben QLD Professional

Race 7: Ladbrokes Punter Assist BM65 Handicap - 2060m

08 March 2023 - 17:11



BRISBANE
RACING CLUB

Track Rating: Good 4, Weather: Overcast, Rail Position: +9.5m Entire Course

Section					600m	400m	200m				Last 600m
Field Times					0:35.12 (0:11.60)	0:23.52 (0:11.61)	0:11.91 (0:11.91)				0:35.12
Rank	TAB	Horse/Jockey	Barrier	Top Speed [km/h]	Fastest Section	Margin			Distance Travelled [m]		
1	9	HELEVA DEEL Angela Jones	3	65.5 400m	0:11.37 400m	0:34.93 [3] (0:11.81)	0:23.12 [4] (0:11.37)	0:11.75 [3] (0:11.75)	2:08.49	0:34.93	
2	7	MIGHTY WILLIE James Orman	5	64.6 400m	0:11.40 400m	0:35.26 [4] (0:11.62)	0:23.64 [3] (0:11.40)	0:12.24 [1] (0:12.24)	2.17L	0:35.26	-8
3	4	SNATCH Brodie Loy	1	64.4 400m	0:11.35 400m	0:34.93 [6] (0:11.51)	0:23.42 [5] (0:11.35)	0:12.07 [4] (0:12.07)	2.93L	0:34.93	-15
4	1	GO MILLO Jaden Lloyd	7	64.3 400m	0:11.49 400m	0:35.59 [1] (0:11.68)	0:23.91 [1] (0:11.49)	0:12.42 [2] (0:12.42)	3.01L	0:35.59	-9
5	5	BONBORA Yvette Lewis	2	64.5 400m	0:11.43 400m	0:35.02 [10] (0:11.59)	0:23.43 [8] (0:11.43)	0:12.00 [8] (0:12.00)	4.73L	0:35.02	-16
6	8	VALLEY'S SISTER Kyle Wilson-Taylor	11	63.1 400m	0:11.49 400m	0:35.20 [8] (0:11.60)	0:23.60 [7] (0:11.49)	0:12.11 [6] (0:12.11)	5.09L	0:35.20	-15
7	6	FLYBRIDGE Cejay Graham	9	64.6 400m	0:11.33 400m	0:35.10 [11] (0:11.71)	0:23.39 [10] (0:11.33)	0:12.06 [9] (0:12.06)	5.93L	0:35.10	-8
8	14	MARIINSKY Elione Chaves	6	62.8 600m	0:11.75 400m	0:35.95 [5] (0:11.88)	0:24.07 [6] (0:11.75)	0:12.32 [7] (0:12.32)	6.22L	0:35.95	-4
9	10	THATFRIDAYFEELING Jackson Morris	14	63.6 400m	0:11.55 400m	0:35.42 [12] (0:11.70)	0:23.72 [11] (0:11.55)	0:12.17 [10] (0:12.17)	7.68L	0:35.42	-18
10	13	WIZARD OF VISP Micheal Hellyer	4	62.6 600m	0:11.60 600m	0:36.68 [2] (0:11.60)	0:25.08 [2] (0:11.84)	0:13.24 [5] (0:13.24)	9.2L	0:36.68	-17

Scratched: Cristalino (#11), Guts 'N' Glory (#2)

Report Created: Wed 8 March 2023 17:30 GMT+10 (Note: Timing is based on position data)

Page 3/16

[] Ranking at each section and finish
 -:-:- No data available at this section
 NA No data available

SCN Saddle cloth number
 DNF Did not finish
 DNT Did not track

data processed by  TRIPLESDATA



Doomben QLD Professional

Race 7: Ladbrokes Punter Assist BM65 Handicap - 2060m

08 March 2023 - 17:11



BRISBANE
RACING CLUB

Track Rating: Good 4, Weather: Overcast, Rail Position: +9.5m Entire Course

Section		600m	400m	200m				Last 600m		
Field Times		0:35.12 (0:11.60)	0:23.52 (0:11.61)	0:11.91 (0:11.91)				0:35.12		
Rank	TAB Horse/Jockey	Barrier	Top Speed [km/h]	Fastest Section	Margin		Distance Travelled [m]			
11	12 THAT'LLDOTOO Samantha Collett	10	62.8 400m	0:11.73 400m	0:36.37 [7] (0:12.10)	0:24.27 [12] (0:11.73)	0:12.54 [11] (0:12.54)	10.83L	0:36.37	-1
12	3 DAUVENAY Andrew Mallyon	12	63.6 800m	0:11.78 800m	0:38.07 [9] (0:11.82)	0:26.25 [9] (0:11.90)	0:14.35 [12] (0:14.35)	22.03L	0:38.07	-5

Scratched: Cristalino (#11), Guts 'N' Glory (#2)

[] Ranking at each section and finish
 -:-:-:- No data available at this section
 NA No data available

SCN Saddle cloth number
 DNF Did not finish
 DNT Did not track



Horse/Jockey Name	Heleva Deel
Final Rank	1
Fastest Section Time (Section)	0:11.37 (400m)
Top Speed [km/h] (Section)	65.5 (400m)
Race State	Finished



Doomben QLD Professional

Race 7: Ladbrokes Punter Assist BM65 Handicap - 2060m

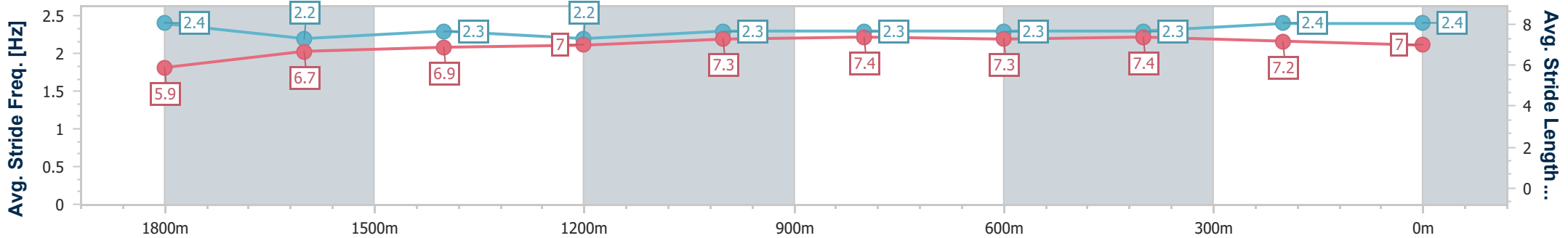
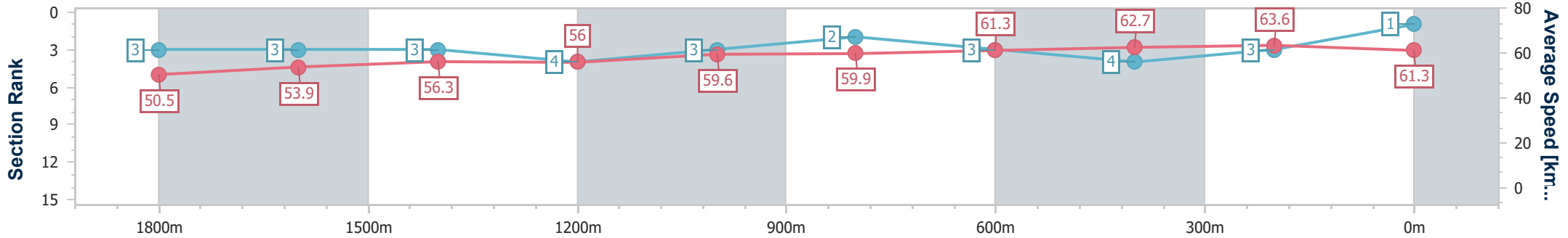
08 March 2023 - 17:11

Track Rating: Good 4, Weather: Overcast, Rail Position: +9.5m Entire Course



BRISBANE RACING CLUB

Section	Overall	1800m	1600m	1400m	1200m	1000m	800m	600m	400m	200m
Section Times	2:08.49 [1] (0:18.51)	1:49.98 [3] (0:13.21)	1:36.77 [3] (0:12.81)	1:23.96 [3] (0:12.96)	1:11.00 [4] (0:12.07)	0:58.93 [3] (0:12.02)	0:46.91 [2] (0:11.98)	0:34.93 [3] (0:11.81)	0:23.12 [4] (0:11.37)	0:11.75 [3] (0:11.75)
Average Speed [km/h]	50.5	53.9	56.3	56.0	59.6	59.9	61.3	62.7	63.6	61.3
Top Speed [km/h]	60.9	57.1	57.9	57.9	60.3	61.2	63.5	63.8	65.5	63.6
Avg. Dist. to Rail [m]	1.5	1.8	0.5	1.3	1.2	0.6	4.2	4.8	2.3	3.9
Avg. Stride Freq. [Hz]	2.4	2.2	2.3	2.2	2.3	2.3	2.3	2.3	2.4	2.4
Avg. Stride Length [m]	5.9	6.7	6.9	7.0	7.3	7.4	7.3	7.4	7.2	7.0



- [] Ranking at each section and finish
- .-.- No data available at this section
- NA No data available



Horse/Jockey Name	Mighty Willie
Final Rank	2
Fastest Section Time (Section)	0:11.40 (400m)
Top Speed [km/h] (Section)	64.6 (400m)
Race State	Finished



Doomben QLD Professional

Race 7: Ladbrokes Punter Assist BM65 Handicap - 2060m

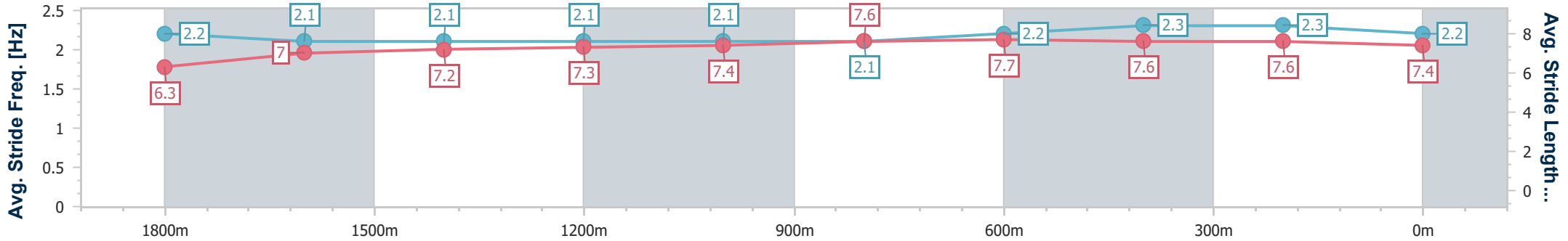
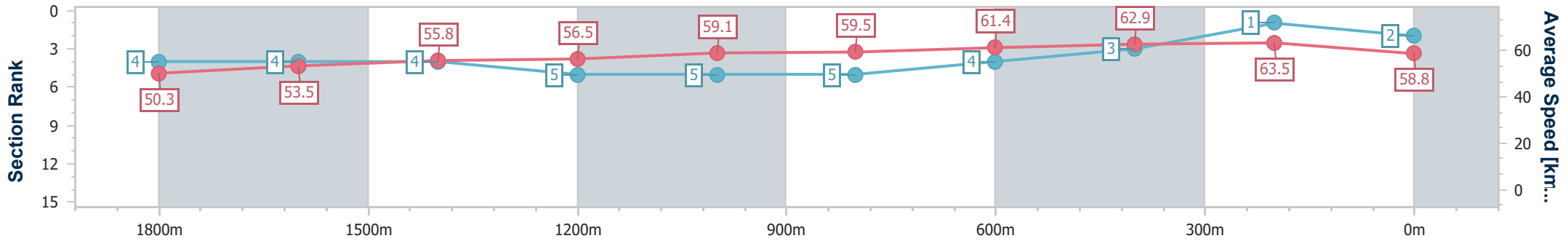
08 March 2023 - 17:11

Track Rating: Good 4, Weather: Overcast, Rail Position: +9.5m
Entire Course



BRISBANE RACING CLUB

Section	Overall	1800m	1600m	1400m	1200m	1000m	800m	600m	400m	200m
Section Times	2:08.86 [2] (0:18.62)	1:50.24 [4] (0:13.35)	1:36.89 [4] (0:12.85)	1:24.04 [4] (0:12.72)	1:11.32 [5] (0:12.18)	0:59.14 [5] (0:12.10)	0:47.04 [5] (0:11.78)	0:35.26 [4] (0:11.62)	0:23.64 [3] (0:11.40)	0:12.24 [1] (0:12.24)
Average Speed [km/h]	50.3	53.5	55.8	56.5	59.1	59.5	61.4	62.9	63.5	58.8
Top Speed [km/h]	61.5	56.6	57.5	58.4	61.1	60.7	62.9	63.5	64.6	62.9
Avg. Dist. to Rail [m]	1.9	1.2	1.1	0.3	0.2	0.1	1.0	2.4	2.1	1.9
Avg. Stride Freq. [Hz]	2.2	2.1	2.1	2.1	2.1	2.1	2.2	2.3	2.3	2.2
Avg. Stride Length [m]	6.3	7.0	7.2	7.3	7.4	7.6	7.7	7.6	7.6	7.4



- [] Ranking at each section and finish
- .-.- No data available at this section
- NA No data available



Horse/Jockey Name	Snatch
Final Rank	3
Fastest Section Time (Section)	0:11.35 (400m)
Top Speed [km/h] (Section)	64.4 (400m)
Race State	Finished



Doomben QLD Professional

Race 7: Ladbrokes Punter Assist BM65 Handicap - 2060m

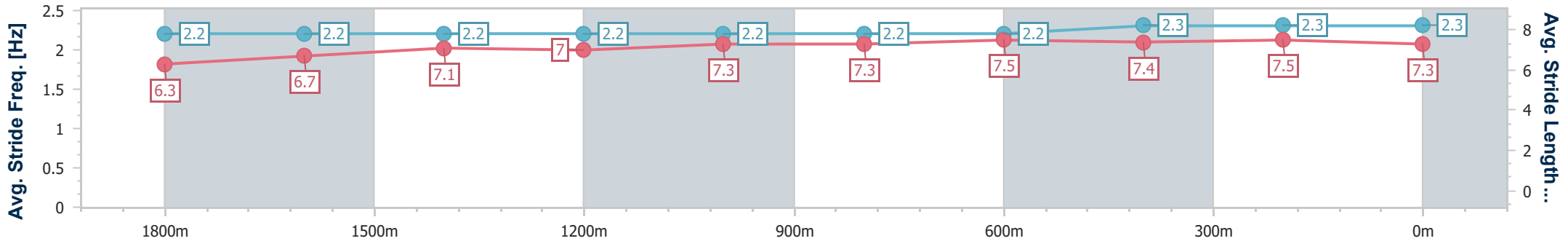
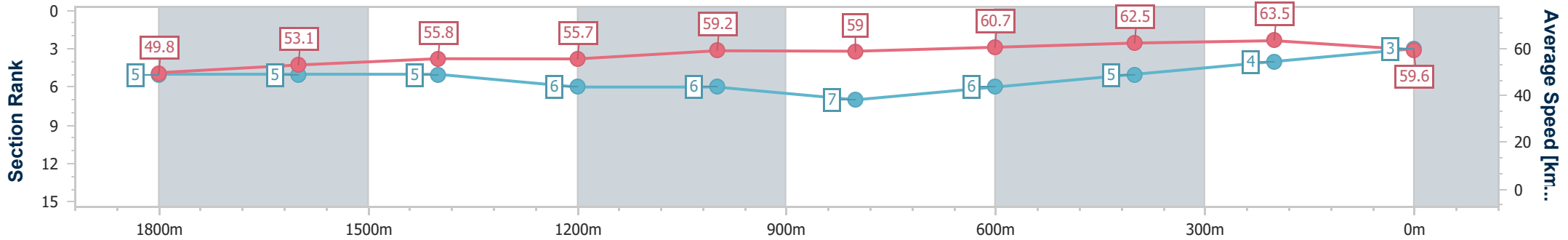
08 March 2023 - 17:11

Track Rating: Good 4, Weather: Overcast, Rail Position: +9.5m
Entire Course



BRISBANE RACING CLUB

Section	Overall	1800m	1600m	1400m	1200m	1000m	800m	600m	400m	200m
Section Times	2:08.99 [3] (0:18.79)	1:50.20 [5] (0:13.37)	1:36.83 [5] (0:12.78)	1:24.05 [5] (0:12.89)	1:11.16 [6] (0:12.15)	0:59.01 [6] (0:12.19)	0:46.82 [7] (0:11.89)	0:34.93 [6] (0:11.51)	0:23.42 [5] (0:11.35)	0:12.07 [4] (0:12.07)
Average Speed [km/h]	49.8	53.1	55.8	55.7	59.2	59.0	60.7	62.5	63.5	59.6
Top Speed [km/h]	60.1	56.6	57.2	57.9	61.2	61.1	62.4	63.8	64.4	62.8
Avg. Dist. to Rail [m]	2.1	2.4	2.3	0.7	0.4	0.3	0.6	0.7	1.2	4.1
Avg. Stride Freq. [Hz]	2.2	2.2	2.2	2.2	2.2	2.2	2.2	2.3	2.3	2.3
Avg. Stride Length [m]	6.3	6.7	7.1	7.0	7.3	7.3	7.5	7.4	7.5	7.3



- [] Ranking at each section and finish
- .-.-.- No data available at this section
- NA No data available



Horse/Jockey Name	Go Millo
Final Rank	4
Fastest Section Time (Section)	0:11.49 (400m)
Top Speed [km/h] (Section)	64.3 (400m)
Race State	Finished



Doomben QLD Professional

Race 7: Ladbrokes Punter Assist BM65 Handicap - 2060m

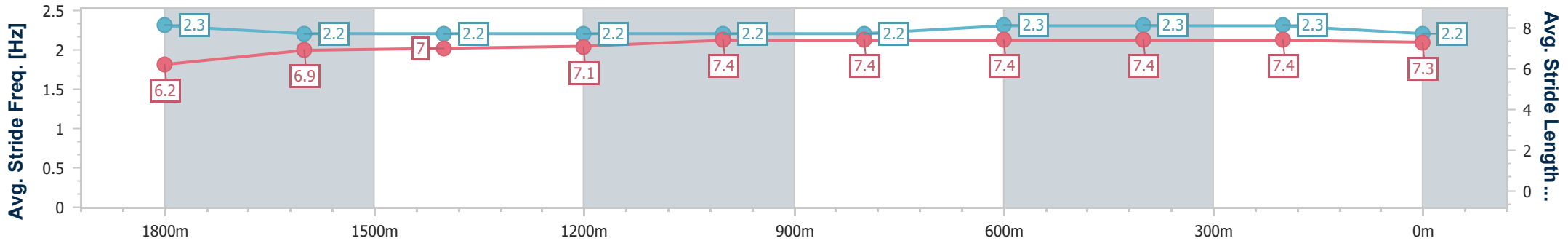
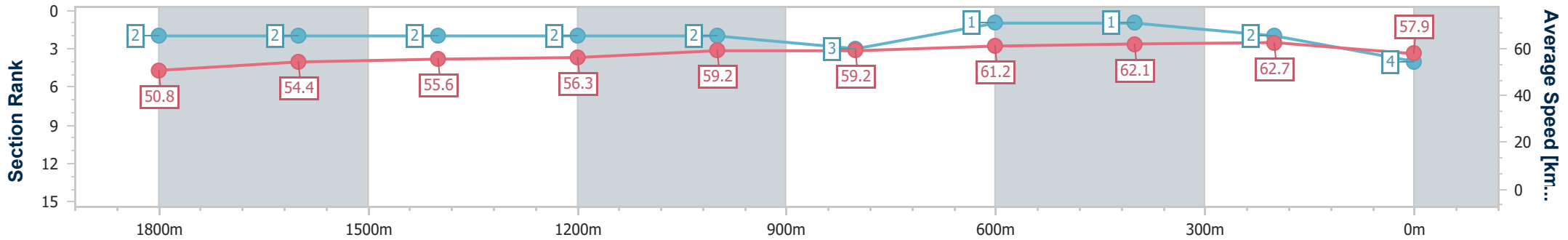
08 March 2023 - 17:11

Track Rating: Good 4, Weather: Overcast, Rail Position: +9.5m Entire Course



BRISBANE RACING CLUB

Section	Overall	1800m	1600m	1400m	1200m	1000m	800m	600m	400m	200m
Section Times	2:09.00 [4] (0:18.42)	1:50.58 [2] (0:13.23)	1:37.35 [2] (0:12.86)	1:24.49 [2] (0:12.77)	1:11.72 [2] (0:12.16)	0:59.56 [2] (0:12.19)	0:47.37 [3] (0:11.78)	0:35.59 [1] (0:11.68)	0:23.91 [1] (0:11.49)	0:12.42 [2] (0:12.42)
Average Speed [km/h]	50.8	54.4	55.6	56.3	59.2	59.2	61.2	62.1	62.7	57.9
Top Speed [km/h]	61.2	56.9	58.3	58.0	60.4	60.2	62.9	63.2	64.3	60.5
Avg. Dist. to Rail [m]	3.4	0.8	1.2	0.3	0.5	0.4	0.8	1.1	0.5	0.8
Avg. Stride Freq. [Hz]	2.3	2.2	2.2	2.2	2.2	2.2	2.3	2.3	2.3	2.2
Avg. Stride Length [m]	6.2	6.9	7.0	7.1	7.4	7.4	7.4	7.4	7.4	7.3



- [] Ranking at each section and finish
- .-.- No data available at this section
- NA No data available



Horse/Jockey Name	Bonbora
Final Rank	5
Fastest Section Time (Section)	0:11.43 (400m)
Top Speed [km/h] (Section)	64.5 (400m)
Race State	Finished



Doomben QLD Professional

Race 7: Ladbrokes Punter Assist BM65 Handicap - 2060m

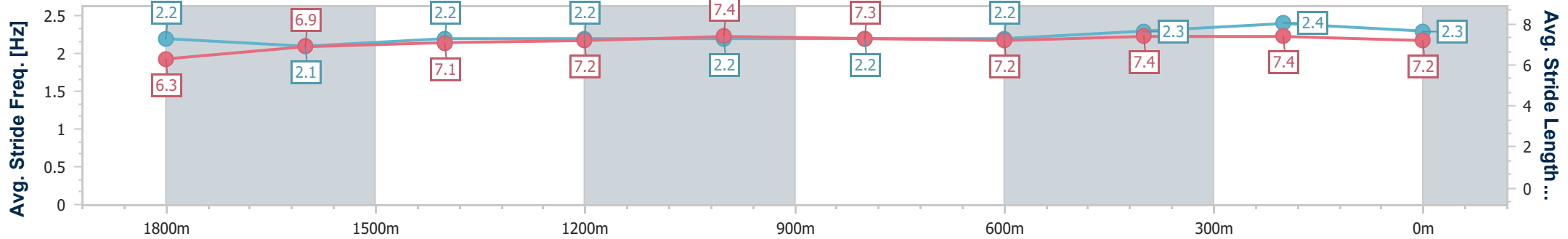
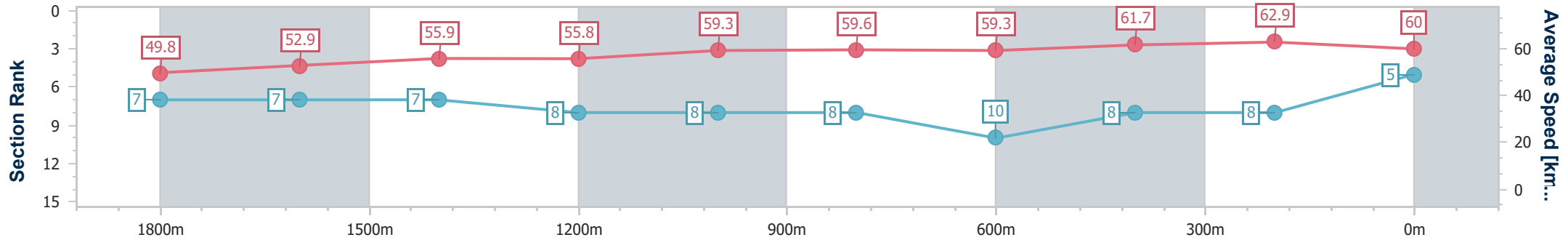
08 March 2023 - 17:11

Track Rating: Good 4, Weather: Overcast, Rail Position: +9.5m Entire Course



BRISBANE RACING CLUB

Section	Overall	1800m	1600m	1400m	1200m	1000m	800m	600m	400m	200m
Section Times	2:09.30 [5] (0:18.80)	1:50.50 [7] (0:13.41)	1:37.09 [7] (0:12.79)	1:24.30 [7] (0:12.86)	1:11.44 [8] (0:12.14)	0:59.30 [8] (0:12.09)	0:47.21 [8] (0:12.19)	0:35.02 [10] (0:11.59)	0:23.43 [8] (0:11.43)	0:12.00 [8] (0:12.00)
Average Speed [km/h]	49.8	52.9	55.9	55.8	59.3	59.6	59.3	61.7	62.9	60.0
Top Speed [km/h]	60.5	55.9	58.3	58.1	61.6	61.6	61.6	62.9	64.5	62.7
Avg. Dist. to Rail [m]	1.4	2.2	2.2	0.5	0.6	1.0	0.6	0.8	0.7	1.7
Avg. Stride Freq. [Hz]	2.2	2.1	2.2	2.2	2.2	2.2	2.2	2.3	2.4	2.3
Avg. Stride Length [m]	6.3	6.9	7.1	7.2	7.4	7.3	7.2	7.4	7.4	7.2



- [] Ranking at each section and finish
- .-.- No data available at this section
- NA No data available



Horse/Jockey Name	Valley's Sister
Final Rank	6
Fastest Section Time (Section)	0:11.49 (400m)
Top Speed [km/h] (Section)	63.1 (400m)
Race State	Finished



Doomben QLD Professional

Race 7: Ladbrokes Punter Assist BM65 Handicap - 2060m

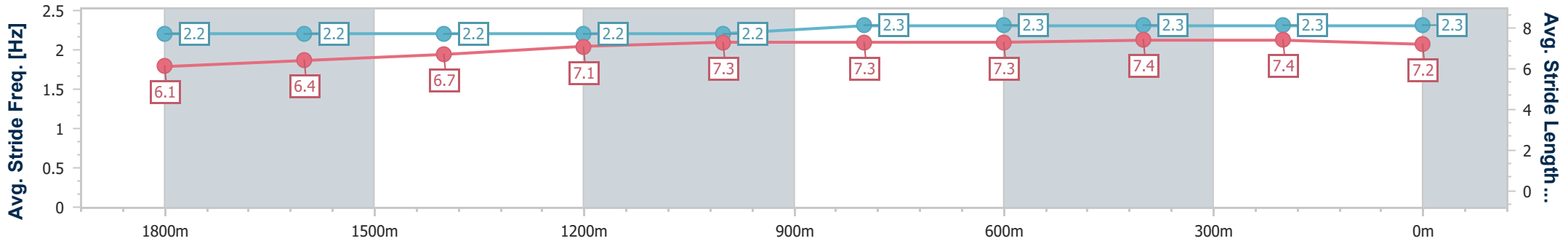
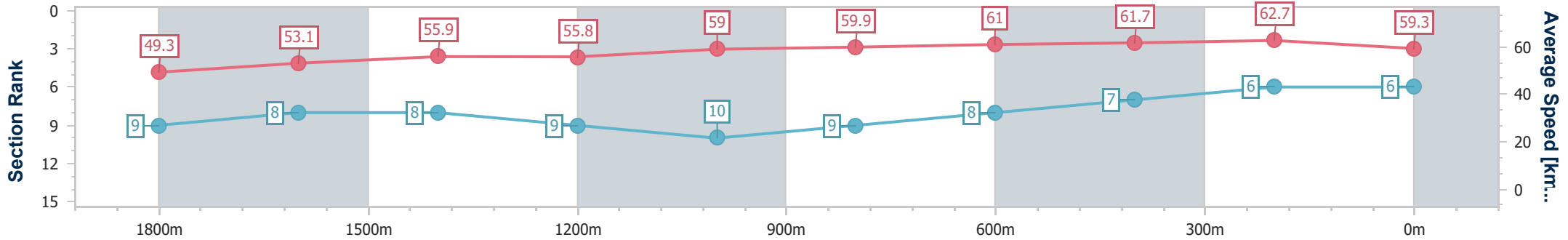
08 March 2023 - 17:11

Track Rating: Good 4, Weather: Overcast, Rail Position: +9.5m
Entire Course



BRISBANE RACING CLUB

Section	Overall	1800m	1600m	1400m	1200m	1000m	800m	600m	400m	200m
Section Times	2:09.36 [6] (0:19.00)	1:50.36 [9] (0:13.40)	1:36.96 [8] (0:12.83)	1:24.13 [8] (0:12.90)	1:11.23 [9] (0:12.21)	0:59.02 [10] (0:12.02)	0:47.00 [9] (0:11.80)	0:35.20 [8] (0:11.60)	0:23.60 [7] (0:11.49)	0:12.11 [6] (0:12.11)
Average Speed [km/h]	49.3	53.1	55.9	55.8	59.0	59.9	61.0	61.7	62.7	59.3
Top Speed [km/h]	60.1	57.6	58.2	57.9	61.3	61.8	61.4	62.5	63.1	62.3
Avg. Dist. to Rail [m]	4.2	2.0	1.3	0.3	0.4	0.2	0.3	0.9	0.9	2.5
Avg. Stride Freq. [Hz]	2.2	2.2	2.2	2.2	2.2	2.3	2.3	2.3	2.3	2.3
Avg. Stride Length [m]	6.1	6.4	6.7	7.1	7.3	7.3	7.3	7.4	7.4	7.2



- [] Ranking at each section and finish
- .-.- No data available at this section
- NA No data available



Horse/Jockey Name	Flybridge
Final Rank	7
Fastest Section Time (Section)	0:11.33 (400m)
Top Speed [km/h] (Section)	64.6 (400m)
Race State	Finished



Doomben QLD Professional

Race 7: Ladbrokes Punter Assist BM65 Handicap - 2060m

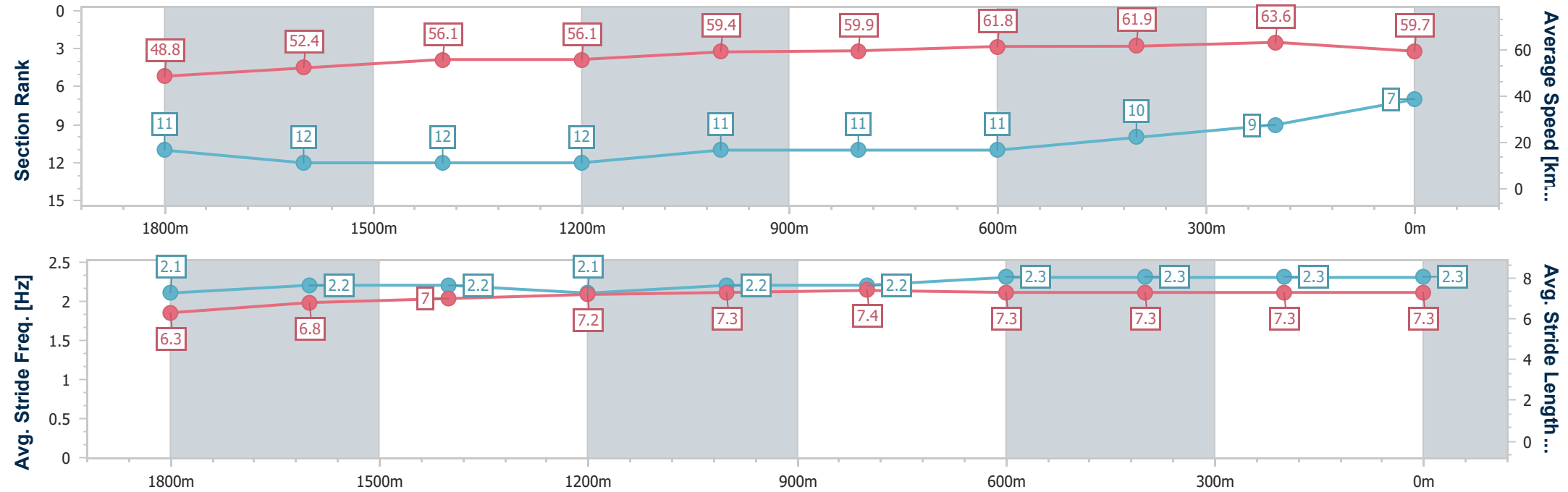
08 March 2023 - 17:11

Track Rating: Good 4, Weather: Overcast, Rail Position: +9.5m
Entire Course



BRISBANE RACING CLUB

Section	Overall	1800m	1600m	1400m	1200m	1000m	800m	600m	400m	200m
Section Times	2:09.50 [7] (0:19.20)	1:50.30 [11] (0:13.65)	1:36.65 [12] (0:12.76)	1:23.89 [12] (0:12.86)	1:11.03 [12] (0:12.11)	0:58.92 [11] (0:12.07)	0:46.85 [11] (0:11.75)	0:35.10 [11] (0:11.71)	0:23.39 [10] (0:11.33)	0:12.06 [9] (0:12.06)
Average Speed [km/h]	48.8	52.4	56.1	56.1	59.4	59.9	61.8	61.9	63.6	59.7
Top Speed [km/h]	59.0	56.8	59.3	59.0	60.6	62.0	62.9	62.4	64.6	62.7
Avg. Dist. to Rail [m]	2.7	1.2	1.4	0.7	1.3	1.2	1.8	1.3	1.7	3.4
Avg. Stride Freq. [Hz]	2.1	2.2	2.2	2.1	2.2	2.2	2.3	2.3	2.3	2.3
Avg. Stride Length [m]	6.3	6.8	7.0	7.2	7.3	7.4	7.3	7.3	7.3	7.3



- [] Ranking at each section and finish
- .-.- No data available at this section
- NA No data available



Horse/Jockey Name	Mariinsky
Final Rank	8
Fastest Section Time (Section)	0:11.75 (400m)
Top Speed [km/h] (Section)	62.8 (600m)
Race State	Finished



Doomben QLD Professional

Race 7: Ladbrokes Punter Assist BM65 Handicap - 2060m

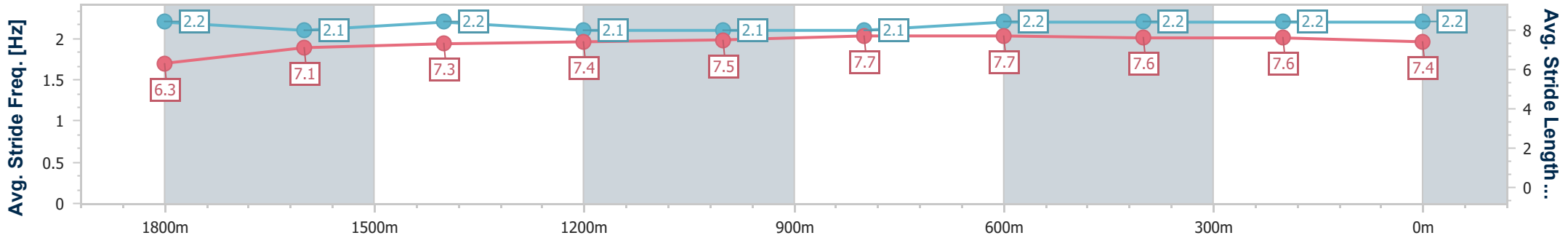
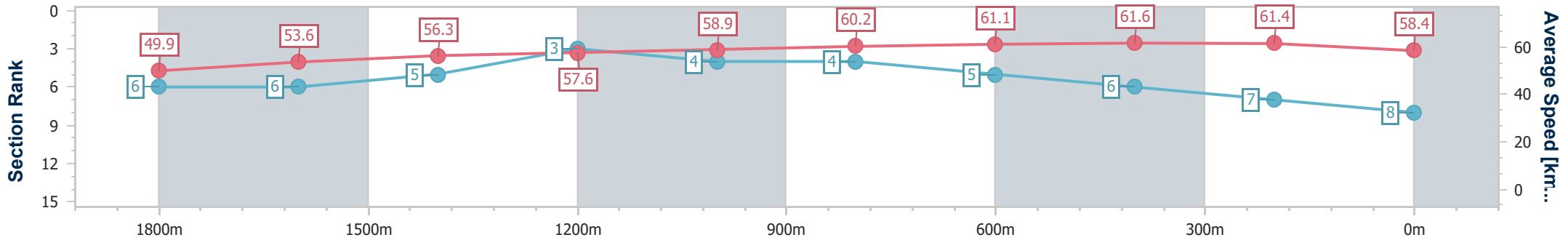
08 March 2023 - 17:11

Track Rating: Good 4, Weather: Overcast, Rail Position: +9.5m Entire Course



BRISBANE RACING CLUB

Section	Overall	1800m	1600m	1400m	1200m	1000m	800m	600m	400m	200m
Section Times	2:09.55 [8] (0:18.77)	1:50.78 [6] (0:13.35)	1:37.43 [6] (0:12.75)	1:24.68 [5] (0:12.58)	1:12.10 [3] (0:12.21)	0:59.89 [4] (0:12.05)	0:47.84 [4] (0:11.89)	0:35.95 [5] (0:11.88)	0:24.07 [6] (0:11.75)	0:12.32 [7] (0:12.32)
Average Speed [km/h]	49.9	53.6	56.3	57.6	58.9	60.2	61.1	61.6	61.4	58.4
Top Speed [km/h]	60.8	56.9	58.1	58.1	60.5	61.3	62.2	62.8	62.0	61.6
Avg. Dist. to Rail [m]	1.7	1.0	0.4	1.1	2.0	2.0	2.0	2.7	3.2	5.1
Avg. Stride Freq. [Hz]	2.2	2.1	2.2	2.1	2.1	2.1	2.2	2.2	2.2	2.2
Avg. Stride Length [m]	6.3	7.1	7.3	7.4	7.5	7.7	7.7	7.6	7.6	7.4



- [] Ranking at each section and finish
- .-.- No data available at this section
- NA No data available



Horse/Jockey Name	Thatfridayfeeling
Final Rank	9
Fastest Section Time (Section)	0:11.55 (400m)
Top Speed [km/h] (Section)	63.6 (400m)
Race State	Finished



Doomben QLD Professional

Race 7: Ladbrokes Punter Assist BM65 Handicap - 2060m

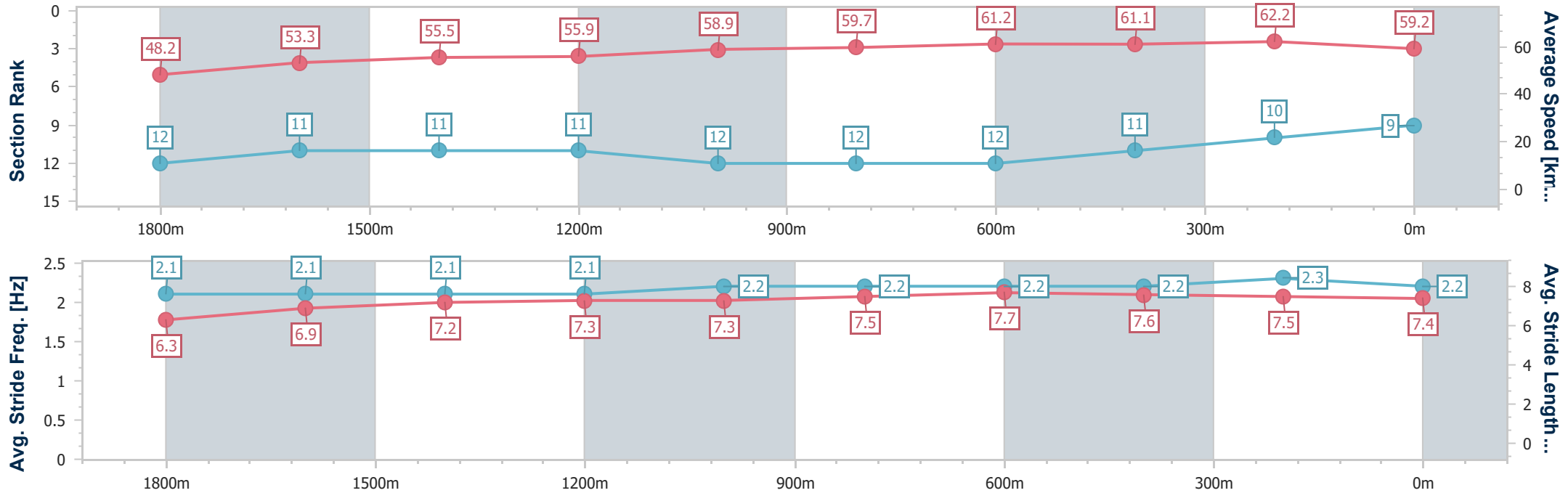
08 March 2023 - 17:11

Track Rating: Good 4, Weather: Overcast, Rail Position: +9.5m
Entire Course



BRISBANE RACING CLUB

Section	Overall	1800m	1600m	1400m	1200m	1000m	800m	600m	400m	200m
Section Times	2:09.80 [9] (0:19.45)	1:50.35 [12] (0:13.25)	1:37.10 [11] (0:12.84)	1:24.26 [11] (0:12.81)	1:11.45 [11] (0:12.24)	0:59.21 [12] (0:12.04)	0:47.17 [12] (0:11.75)	0:35.42 [12] (0:11.70)	0:23.72 [11] (0:11.55)	0:12.17 [10] (0:12.17)
Average Speed [km/h]	48.2	53.3	55.5	55.9	58.9	59.7	61.2	61.1	62.2	59.2
Top Speed [km/h]	60.3	59.2	58.0	57.9	60.2	62.2	61.8	61.6	63.6	61.6
Avg. Dist. to Rail [m]	5.2	3.1	2.6	0.9	0.4	0.2	0.6	1.1	0.6	0.9
Avg. Stride Freq. [Hz]	2.1	2.1	2.1	2.1	2.2	2.2	2.2	2.2	2.3	2.2
Avg. Stride Length [m]	6.3	6.9	7.2	7.3	7.3	7.5	7.7	7.6	7.5	7.4



- [] Ranking at each section and finish
- .-.- No data available at this section
- NA No data available



Horse/Jockey Name	Wizard Of Visp
Final Rank	10
Fastest Section Time (Section)	0:11.60 (600m)
Top Speed [km/h] (Section)	62.6 (600m)
Race State	Finished



Doomben QLD Professional

Race 7: Ladbrokes Punter Assist BM65 Handicap - 2060m

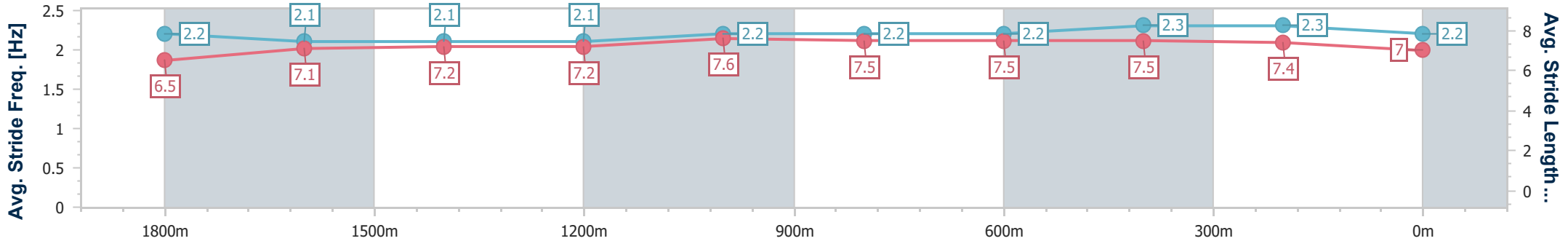
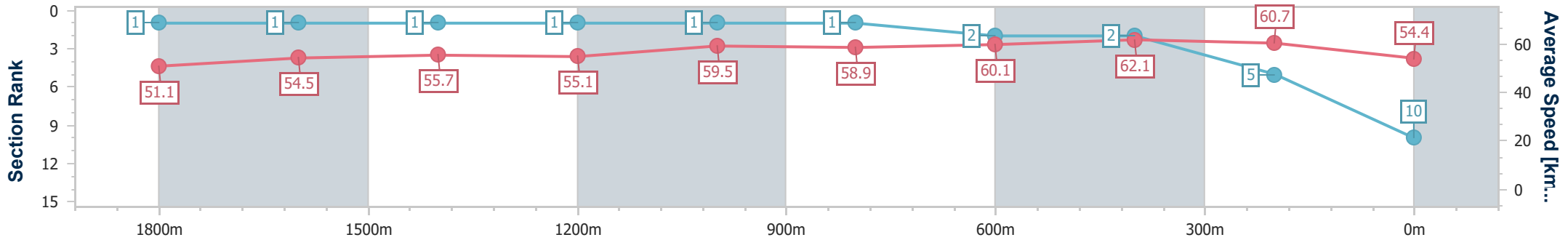
08 March 2023 - 17:11

Track Rating: Good 4, Weather: Overcast, Rail Position: +9.5m
Entire Course



BRISBANE RACING CLUB

Section	Overall	1800m	1600m	1400m	1200m	1000m	800m	600m	400m	200m
Section Times	2:10.05 [10] (0:18.32)	1:51.73 [1] (0:13.11)	1:38.62 [1] (0:12.80)	1:25.82 [1] (0:12.97)	1:12.85 [1] (0:12.11)	1:00.74 [1] (0:12.16)	0:48.58 [1] (0:11.90)	0:36.68 [2] (0:11.60)	0:25.08 [2] (0:11.84)	0:13.24 [5] (0:13.24)
Average Speed [km/h]	51.1	54.5	55.7	55.1	59.5	58.9	60.1	62.1	60.7	54.4
Top Speed [km/h]	60.7	57.1	56.7	57.1	61.1	60.6	61.9	62.6	61.8	58.1
Avg. Dist. to Rail [m]	1.7	1.3	2.3	1.1	0.4	0.8	1.5	0.5	0.7	1.1
Avg. Stride Freq. [Hz]	2.2	2.1	2.1	2.1	2.2	2.2	2.2	2.3	2.3	2.2
Avg. Stride Length [m]	6.5	7.1	7.2	7.2	7.6	7.5	7.5	7.5	7.4	7.0



- [] Ranking at each section and finish
- .-.- No data available at this section
- NA No data available



Horse/Jockey Name	That'lldotoo
Final Rank	11
Fastest Section Time (Section)	0:11.73 (400m)
Top Speed [km/h] (Section)	62.8 (400m)
Race State	Finished



Doomben QLD Professional

Race 7: Ladbrokes Punter Assist BM65 Handicap - 2060m

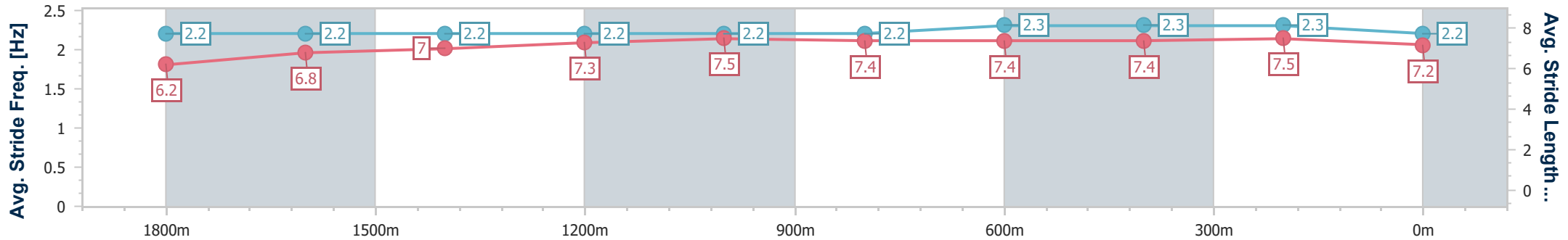
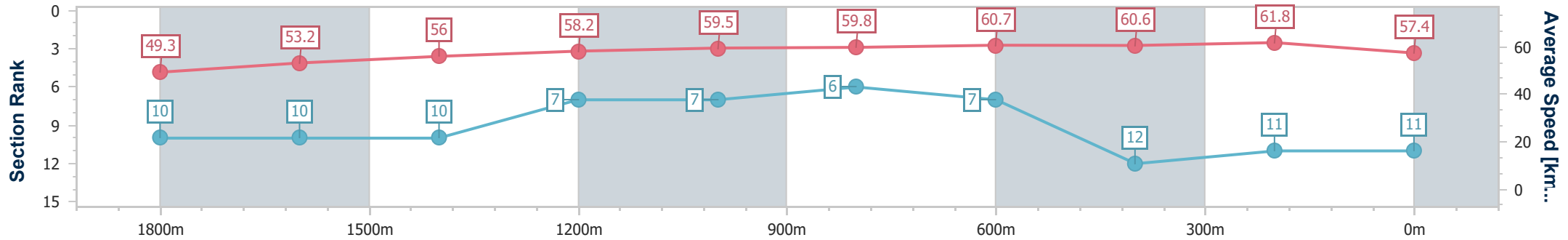
08 March 2023 - 17:11

Track Rating: Good 4, Weather: Overcast, Rail Position: +9.5m Entire Course



BRISBANE RACING CLUB

Section	Overall	1800m	1600m	1400m	1200m	1000m	800m	600m	400m	200m
Section Times	2:10.33 [11] (0:19.00)	1:51.33 [10] (0:13.57)	1:37.76 [10] (0:12.87)	1:24.89 [10] (0:12.31)	1:12.58 [7] (0:12.10)	1:00.48 [7] (0:12.07)	0:48.41 [6] (0:12.04)	0:36.37 [7] (0:12.10)	0:24.27 [12] (0:11.73)	0:12.54 [11] (0:12.54)
Average Speed [km/h]	49.3	53.2	56.0	58.2	59.5	59.8	60.7	60.6	61.8	57.4
Top Speed [km/h]	59.0	58.9	59.0	59.5	61.5	61.5	61.4	61.2	62.8	61.1
Avg. Dist. to Rail [m]	3.5	0.7	0.3	0.8	0.4	1.0	3.1	3.8	3.5	4.4
Avg. Stride Freq. [Hz]	2.2	2.2	2.2	2.2	2.2	2.2	2.3	2.3	2.3	2.2
Avg. Stride Length [m]	6.2	6.8	7.0	7.3	7.5	7.4	7.4	7.4	7.5	7.2



- [] Ranking at each section and finish
- .-.- No data available at this section
- NA No data available



Horse/Jockey Name	Dauvenay
Final Rank	12
Fastest Section Time (Section)	0:11.78 (800m)
Top Speed [km/h] (Section)	63.6 (800m)
Race State	Finished



Doomben QLD Professional

Race 7: Ladbrokes Punter Assist BM65 Handicap - 2060m

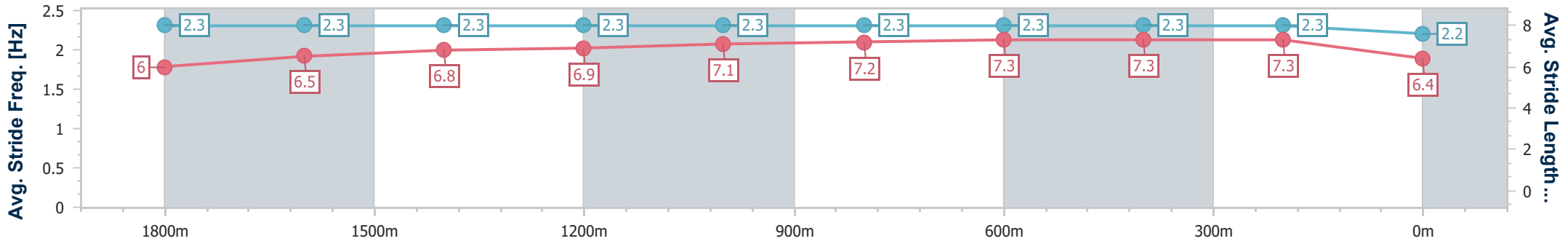
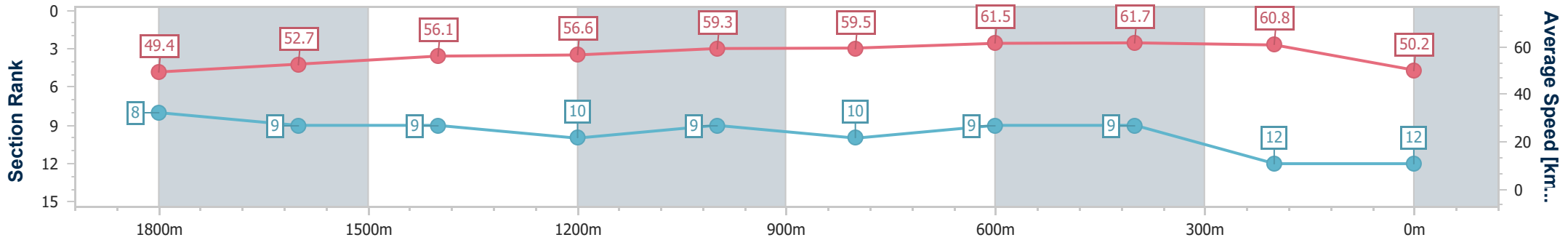
08 March 2023 - 17:11

Track Rating: Good 4, Weather: Overcast, Rail Position: +9.5m
Entire Course



BRISBANE RACING CLUB

Section	Overall	1800m	1600m	1400m	1200m	1000m	800m	600m	400m	200m
Section Times	2:12.24 [12] (0:18.97)	1:53.27 [8] (0:13.57)	1:39.70 [9] (0:12.79)	1:26.91 [9] (0:12.81)	1:14.10 [10] (0:12.12)	1:01.98 [9] (0:12.13)	0:49.85 [10] (0:11.78)	0:38.07 [9] (0:11.82)	0:26.25 [9] (0:11.90)	0:14.35 [12] (0:14.35)
Average Speed [km/h]	49.4	52.7	56.1	56.6	59.3	59.5	61.5	61.7	60.8	50.2
Top Speed [km/h]	61.4	57.3	58.2	61.0	61.3	61.5	63.6	62.3	61.9	58.6
Avg. Dist. to Rail [m]	4.1	1.1	0.6	0.7	1.5	1.4	1.4	2.0	4.0	4.0
Avg. Stride Freq. [Hz]	2.3	2.3	2.3	2.3	2.3	2.3	2.3	2.3	2.3	2.2
Avg. Stride Length [m]	6.0	6.5	6.8	6.9	7.1	7.2	7.3	7.3	7.3	6.4



- [] Ranking at each section and finish
- .-.- No data available at this section
- NA No data available