

Track Rating: Soft 7, Weather: Showers, Rail Position: +8m Entire

Section		Field Times														
		Overall	1200m	1000m	800m	600m	400m	Last 600m								
		1:22.04 (0:11.06)	1:10.98 (0:11.32)	0:59.66 (0:11.80)	0:47.86 (0:12.32)	0:35.54 (0:11.93)	0:23.61 (0:11.61)	0:35.54								
Rank	TAB	Horse/Jockey	Barrier	Top Speed [km/h]	Fastest Section	Distance Travelled [m]										
1	6	<b>BANDIT</b> Rikki Jamieson	12	65.2 1200m	0:11.38 1200m	1:22.04 [1] (0:11.44)	1:10.60 [6] (0:11.38)	0:59.22 [5] (0:11.86)	0:47.36 [3] (0:11.99)	0:35.37 [2] (0:11.88)	0:23.49 [2] (0:11.59)	0:35.37				
2	1	<b>SILVER CANVAS</b> Dan McGillivray	6	65.3 1200m	0:11.06 Overall	1:22.11 [2] (0:11.06)	1:11.05 [1] (0:11.32)	0:59.73 [1] (0:11.80)	0:47.93 [1] (0:12.32)	0:35.61 [1] (0:11.98)	0:23.63 [3] (0:11.56)	0:35.61 -5				
3	14	<b>MILAGRO</b> Ben Thompson	15	64.0 400m	0:11.46 1200m	1:22.13 [3] (0:11.64)	1:10.49 [9] (0:11.46)	0:59.03 [7] (0:11.85)	0:47.18 [6] (0:11.96)	0:35.22 [4] (0:11.82)	0:23.40 [4] (0:11.63)	0:35.22 +2				
4	15	<b>BULLET FORCE</b> Samantha Collett	7	63.9 1200m	0:11.09 Overall	1:22.19 [4] (0:11.09)	1:11.10 [2] (0:11.47)	0:59.63 [3] (0:11.96)	0:47.67 [2] (0:12.15)	0:35.52 [3] (0:11.76)	0:23.76 [1] (0:11.64)	0:35.52 -2				
5	4	<b>RISING FIRE</b> Cody Collis	9	63.5 1200m	0:11.30 Overall	1:22.24 [5] (0:11.30)	1:10.94 [4] (0:11.53)	0:59.41 [6] (0:11.94)	0:47.47 [5] (0:12.25)	0:35.22 [6] (0:11.70)	0:23.52 [5] (0:11.54)	0:35.22 -4				
6	8	<b>HYDE</b> Micheal Hellyer	13	63.8 1200m	0:11.43 1200m	1:22.35 [6] (0:11.91)	1:10.44 [11] (0:11.43)	0:59.01 [10] (0:12.10)	0:46.91 [11] (0:12.09)	0:34.82 [11] (0:11.72)	0:23.10 [11] (0:11.50)	0:34.82 -1				
7	3	<b>DIANA'S AFFAIR</b> James Orman	4	63.8 1200m	0:11.51 Overall	1:22.51 [7] (0:11.51)	1:11.00 [7] (0:11.62)	0:59.38 [8] (0:11.87)	0:47.51 [8] (0:12.15)	0:35.36 [7] (0:11.80)	0:23.56 [8] (0:11.65)	0:35.36 -2				
8	10	<b>VISUAL ELEMENT</b> Jake Molloy	3	63.8 1200m	0:11.53 1200m	1:22.78 [8] (0:11.62)	1:11.16 [8] (0:11.53)	0:59.63 [9] (0:12.00)	0:47.63 [9] (0:12.25)	0:35.38 [10] (0:11.86)	0:23.52 [10] (0:11.64)	0:35.38 -6				
9	7	<b>BULSARA</b> Justin Stanley	2	65.2 1200m	0:11.14 Overall	1:22.85 [9] (0:11.14)	1:11.71 [3] (0:11.35)	1:00.36 [2] (0:12.18)	0:48.18 [4] (0:12.23)	0:35.95 [5] (0:11.85)	0:24.10 [6] (0:11.75)	0:35.95 -6				
10	17	<b>EPAUVESCENT</b> Larry Cassidy	1	64.4 1200m	0:11.33 Overall	1:22.86 [10] (0:11.33)	1:11.53 [5] (0:11.35)	1:00.18 [4] (0:12.21)	0:47.97 [7] (0:12.20)	0:35.77 [8] (0:11.74)	0:24.03 [7] (0:11.76)	0:35.77 -6				

Scratched: Avoca (#2), Shadie Milly (#18), Vyner (#5), Gracie Blue (#16), Maple Door (#13), Metzarro (#11), Blaze Seven (#12)



# Ipswich QLD Professional

## Race 10: THE IPSWICH QUARTER BM60 Handicap - 1350m

10 March 2023 - 17:19



Track Rating: Soft 7, Weather: Showers, Rail Position: +8m Entire

Section	Overall	1200m	1000m	800m	600m	400m	Last 600m
Field Times	1:22.04 (0:11.06)	1:10.98 (0:11.32)	0:59.66 (0:11.80)	0:47.86 (0:12.32)	0:35.54 (0:11.93)	0:23.61 (0:11.61)	0:35.54

Rank	TAB	Horse/Jockey	Barrier	Top Speed [km/h]	Fastest Section	Distance Travelled [m]
11	9	SQUEEZE DIS Andrew Mallyon	10	64.5 1200m	0:11.67 1200m 1:24.42 [11] (0:11.70)	-2

Scratched: Avoca (#2), Shadie Milly (#18), Vyner (#5), Gracie Blue (#16), Maple Door (#13), Metzarro (#11), Blaze Seven (#12)

[ ] Ranking at each section and finish  
 -:-:-:- No data available at this section  
 NA No data available

SCN Saddle cloth number  
 DNF Did not finish  
 DNT Did not track



# Ipswich QLD Professional

## Race 10: THE IPSWICH QUARTER BM60 Handicap - 1350m

10 March 2023 - 17:19



Track Rating: Soft 7, Weather: Showers, Rail Position: +8m Entire

Section				200m				Last 600m	
Field Times				0:12.00 (0:12.00)				0:35.54	
Rank	TAB	Horse/Jockey	Barrier	Top Speed [km/h]	Fastest Section	Margin			Distance Travelled [m]
1	6	<b>BANDIT</b> Rikki Jamieson	12	65.2 1200m	0:11.38 1200m	0:11.90 [3] (0:11.90)	1:22.04		0:35.37
2	1	<b>SILVER CANVAS</b> Dan McGillivray	6	65.3 1200m	0:11.06 Overall	0:12.07 [2] (0:12.07)	0.4L		0:35.61 -5
3	14	<b>MILAGRO</b> Ben Thompson	15	64.0 400m	0:11.46 1200m	0:11.77 [5] (0:11.77)	0.5L		0:35.22 +2
4	15	<b>BULLET FORCE</b> Samantha Collett	7	63.9 1200m	0:11.09 Overall	0:12.12 [1] (0:12.12)	0.8L		0:35.52 -2
5	4	<b>RISING FIRE</b> Cody Collis	9	63.5 1200m	0:11.30 Overall	0:11.98 [4] (0:11.98)	1L		0:35.22 -4
6	8	<b>HYDE</b> Micheal Hellyer	13	63.8 1200m	0:11.43 1200m	0:11.60 [9] (0:11.60)	1.5L		0:34.82 -1
7	3	<b>DIANA'S AFFAIR</b> James Orman	4	63.8 1200m	0:11.51 Overall	0:11.91 [7] (0:11.91)	2.3L		0:35.36 -2
8	10	<b>VISUAL ELEMENT</b> Jake Molloy	3	63.8 1200m	0:11.53 1200m	0:11.88 [10] (0:11.88)	3.8L		0:35.38 -6
9	7	<b>BULSARA</b> Justin Stanley	2	65.2 1200m	0:11.14 Overall	0:12.35 [6] (0:12.35)	4.1L		0:35.95 -6
10	17	<b>EPAUVESCENT</b> Larry Cassidy	1	64.4 1200m	0:11.33 Overall	0:12.27 [8] (0:12.27)	4.2L		0:35.77 -6

Scratched: Avoca (#2), Shadie Milly (#18), Vyner (#5), Gracie Blue (#16), Maple Door (#13), Metzarro (#11), Blaze Seven (#12)

[ ] Ranking at each section and finish  
 -:-:- No data available at this section  
 NA No data available

SCN Saddle cloth number  
 DNF Did not finish  
 DNT Did not track



Ipswich QLD Professional  
Race 10: THE IPSWICH QUARTER BM60 Handicap - 1350m  
10 March 2023 - 17:19



Track Rating: Soft 7, Weather: Showers, Rail Position: +8m Entire

Section	200m						Last 600m		
Field Times	0:12.00 (0:12.00)						0:35.54		
Rank	TAB	Horse/Jockey	Barrier	Top Speed [km/h]	Fastest Section	Margin	Distance Travelled [m]		
11	9	SQUEEZE DIS	10	64.5	0:11.67	0:13.38 [11]	13.2L	0:37.11	-2
		Andrew Mallyon		1200m	1200m	(0:13.38)			

Scratched: Avoca (#2), Shadie Milly (#18), Vyner (#5), Gracie Blue (#16), Maple Door (#13), Metzarro (#11), Blaze Seven (#12)



Horse/Jockey Name	Bandit
Final Rank	1
Fastest Section Time (Section)	0:11.38 (1200m)
Top Speed [km/h] (Section)	65.2 (1200m)
Race State	Finished



### Ipswich QLD Professional

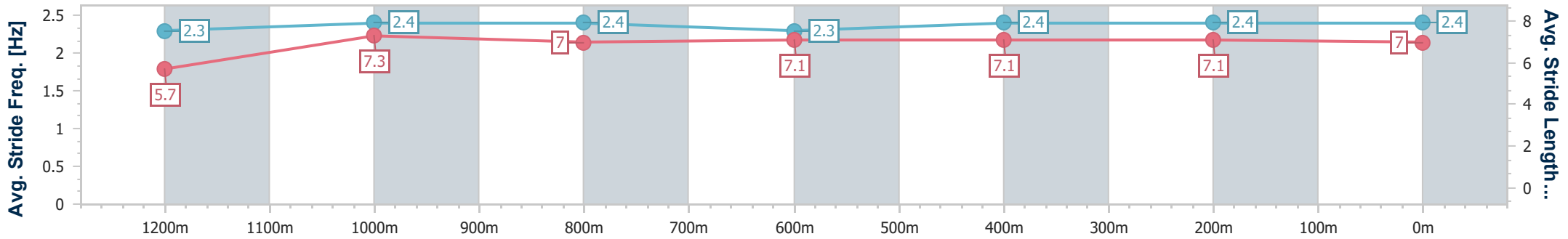
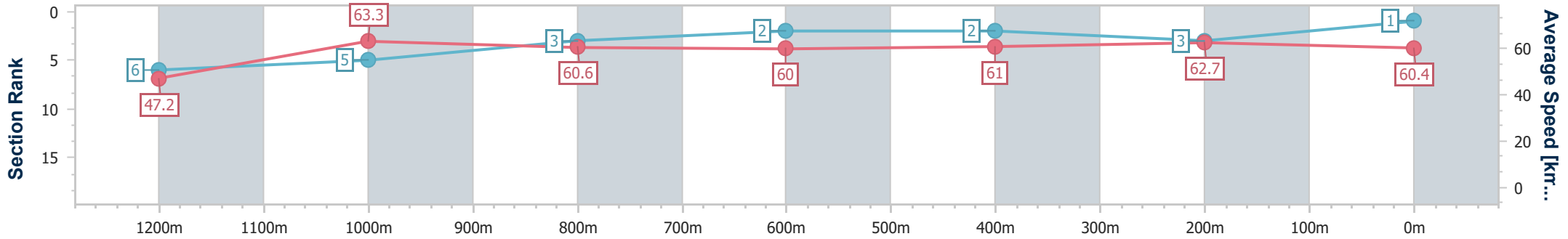
Race 10: THE IPSWICH QUARTER BM60 Handicap - 1350m

10 March 2023 - 17:19



Track Rating: Soft 7, Weather: Showers, Rail Position: +8m Entire

Section	Overall	1200m	1000m	800m	600m	400m	200m
Section Times	1:22.04 [1] (0:11.44)	1:10.60 [6] (0:11.38)	0:59.22 [5] (0:11.86)	0:47.36 [3] (0:11.99)	0:35.37 [2] (0:11.88)	0:23.49 [2] (0:11.59)	0:11.90 [3] (0:11.90)
Average Speed [km/h]	47.2	63.3	60.6	60.0	61.0	62.7	60.4
Top Speed [km/h]	63.7	65.2	61.7	61.9	62.8	64.1	61.7
Avg. Dist. to Rail [m]	5.3	1.7	0.9	1.2	1.8	4.1	7.9
Avg. Stride Freq. [Hz]	2.3	2.4	2.4	2.3	2.4	2.4	2.4
Avg. Stride Length [m]	5.7	7.3	7.0	7.1	7.1	7.1	7.0



- [ ] Ranking at each section and finish
- .-.- No data available at this section
- NA No data available



Horse/Jockey Name	Silver Canvas
Final Rank	2
Fastest Section Time (Section)	0:11.06 (Overall)
Top Speed [km/h] (Section)	65.3 (1200m)
Race State	Finished



Ipswich QLD Professional

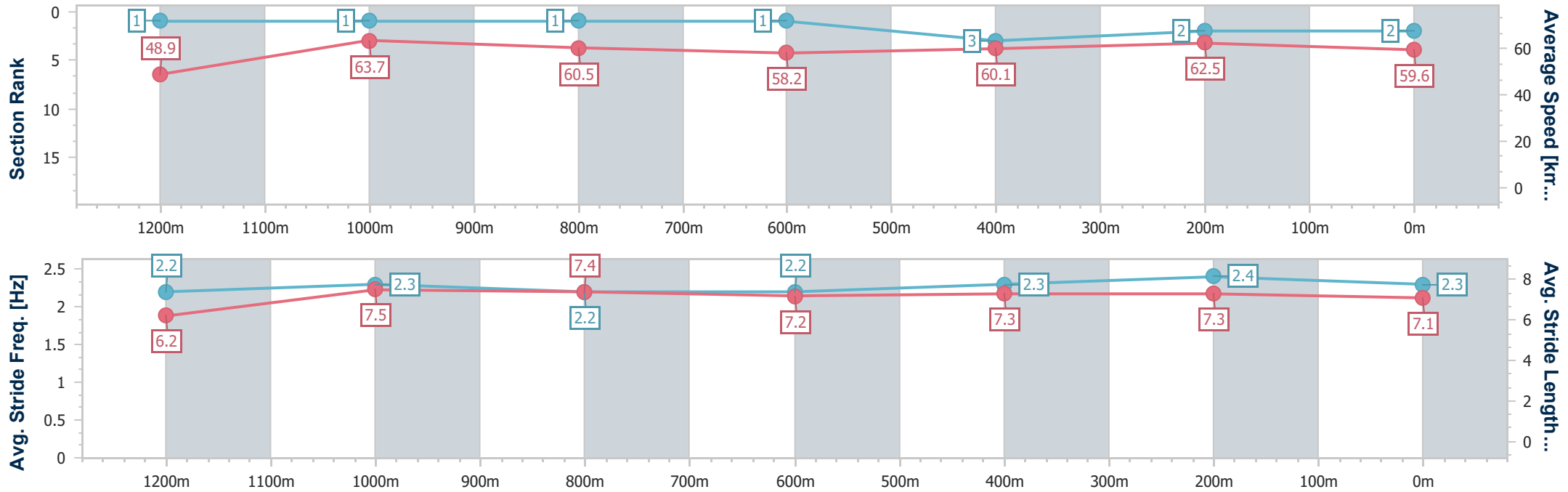
Race 10: THE IPSWICH QUARTER BM60 Handicap - 1350m

10 March 2023 - 17:19



Track Rating: Soft 7, Weather: Showers, Rail Position: +8m Entire

Section	Overall	1200m	1000m	800m	600m	400m	200m
Section Times	1:22.11 [2] (0:11.06)	1:11.05 [1] (0:11.32)	0:59.73 [1] (0:11.80)	0:47.93 [1] (0:12.32)	0:35.61 [1] (0:11.98)	0:23.63 [3] (0:11.56)	0:12.07 [2] (0:12.07)
Average Speed [km/h]	48.9	63.7	60.5	58.2	60.1	62.5	59.6
Top Speed [km/h]	64.0	65.3	61.9	60.0	61.9	63.4	61.8
Avg. Dist. to Rail [m]	2.2	0.7	2.1	1.6	0.5	1.3	5.2
Avg. Stride Freq. [Hz]	2.2	2.3	2.2	2.2	2.3	2.4	2.3
Avg. Stride Length [m]	6.2	7.5	7.4	7.2	7.3	7.3	7.1



- [ ] Ranking at each section and finish
- .-.- No data available at this section
- NA No data available



Horse/Jockey Name	Milagro
Final Rank	3
Fastest Section Time (Section)	0:11.46 (1200m)
Top Speed [km/h] (Section)	64.0 (400m)
Race State	Finished



Ipswich QLD Professional

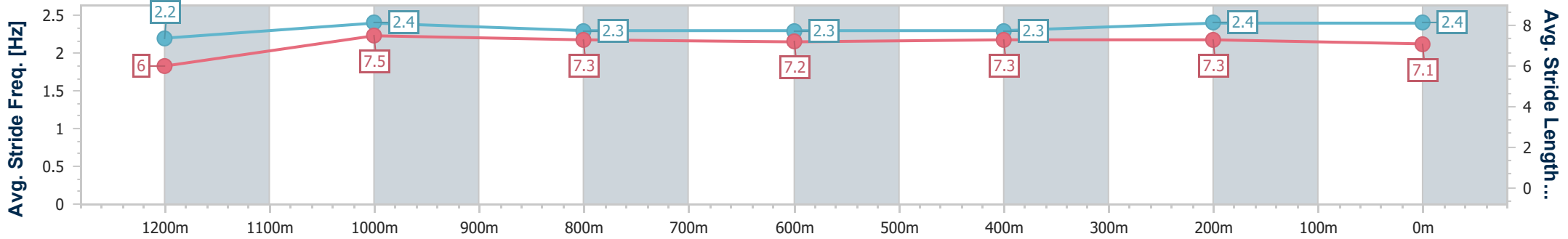
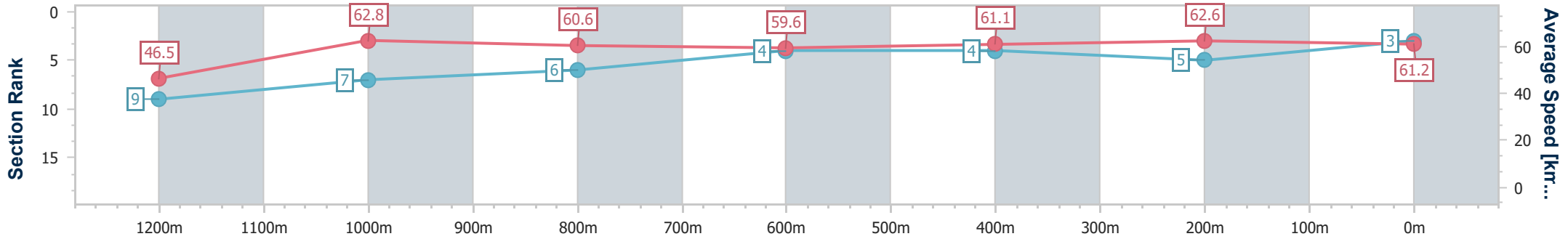
Race 10: THE IPSWICH QUARTER BM60 Handicap - 1350m

10 March 2023 - 17:19



Track Rating: Soft 7, Weather: Showers, Rail Position: +8m Entire

Section	Overall	1200m	1000m	800m	600m	400m	200m
Section Times	1:22.13 [3] (0:11.64)	1:10.49 [9] (0:11.46)	0:59.03 [7] (0:11.85)	0:47.18 [6] (0:11.96)	0:35.22 [4] (0:11.82)	0:23.40 [4] (0:11.63)	0:11.77 [5] (0:11.77)
Average Speed [km/h]	46.5	62.8	60.6	59.6	61.1	62.6	61.2
Top Speed [km/h]	63.3	64.0	62.8	60.9	63.4	64.0	63.4
Avg. Dist. to Rail [m]	5.9	0.8	1.3	2.5	0.7	4.6	9.4
Avg. Stride Freq. [Hz]	2.2	2.4	2.3	2.3	2.3	2.4	2.4
Avg. Stride Length [m]	6.0	7.5	7.3	7.2	7.3	7.3	7.1



- [ ] Ranking at each section and finish
- .-.- No data available at this section
- NA No data available



Horse/Jockey Name	Bullet Force
Final Rank	4
Fastest Section Time (Section)	0:11.09 (Overall)
Top Speed [km/h] (Section)	63.9 (1200m)
Race State	Finished



### Ipswich QLD Professional

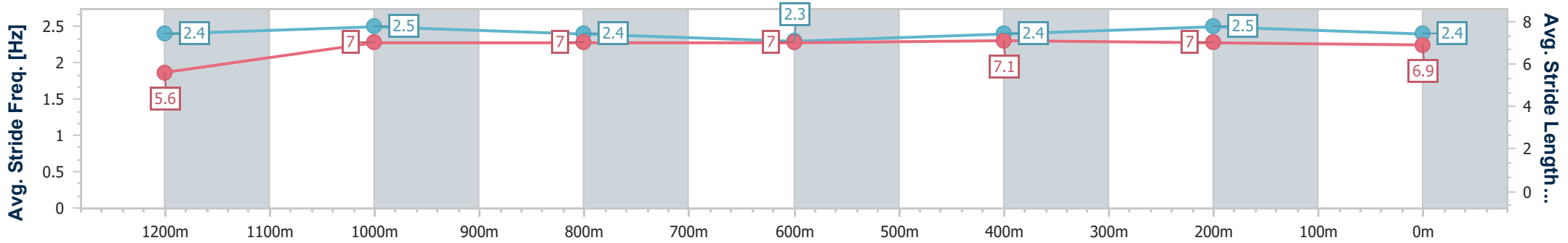
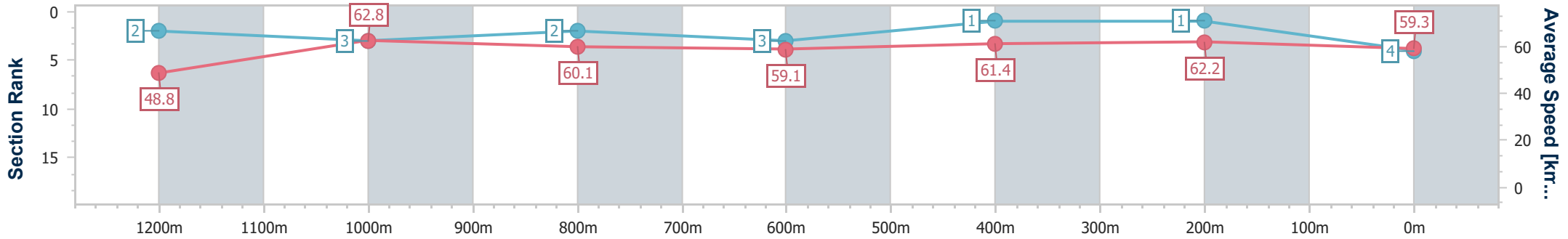
Race 10: THE IPSWICH QUARTER BM60 Handicap - 1350m

10 March 2023 - 17:19



Track Rating: Soft 7, Weather: Showers, Rail Position: +8m Entire

Section	Overall	1200m	1000m	800m	600m	400m	200m
Section Times	1:22.19 [4] (0:11.09)	1:11.10 [2] (0:11.47)	0:59.63 [3] (0:11.96)	0:47.67 [2] (0:12.15)	0:35.52 [3] (0:11.76)	0:23.76 [1] (0:11.64)	0:12.12 [1] (0:12.12)
Average Speed [km/h]	48.8	62.8	60.1	59.1	61.4	62.2	59.3
Top Speed [km/h]	62.8	63.9	61.1	59.4	62.8	62.8	62.6
Avg. Dist. to Rail [m]	3.6	1.5	0.5	0.9	0.4	2.5	6.3
Avg. Stride Freq. [Hz]	2.4	2.5	2.4	2.3	2.4	2.5	2.4
Avg. Stride Length [m]	5.6	7.0	7.0	7.0	7.1	7.0	6.9



- [ ] Ranking at each section and finish
- .-.- No data available at this section
- NA No data available





Horse/Jockey Name	Rising Fire
Final Rank	5
Fastest Section Time (Section)	0:11.30 (Overall)
Top Speed [km/h] (Section)	63.5 (1200m)
Race State	Finished



### Ipswich QLD Professional

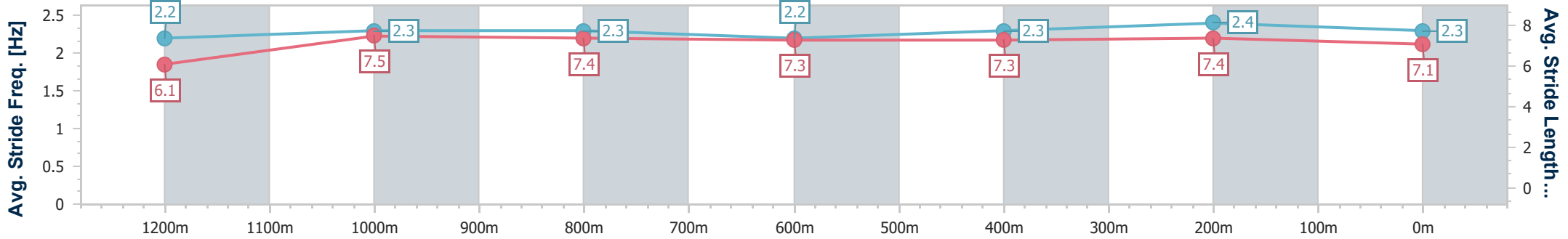
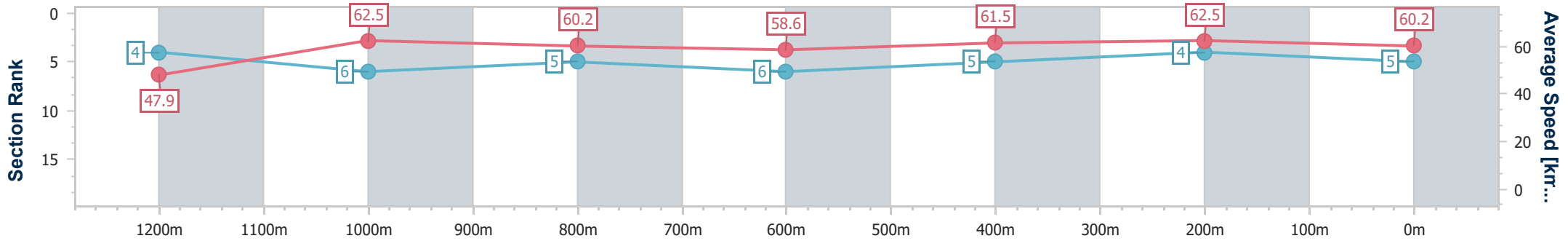
Race 10: THE IPSWICH QUARTER BM60 Handicap - 1350m

10 March 2023 - 17:19



Track Rating: Soft 7, Weather: Showers, Rail Position: +8m Entire

Section	Overall	1200m	1000m	800m	600m	400m	200m
Section Times	1:22.24 [5] (0:11.30)	1:10.94 [4] (0:11.53)	0:59.41 [6] (0:11.94)	0:47.47 [5] (0:12.25)	0:35.22 [6] (0:11.70)	0:23.52 [5] (0:11.54)	0:11.98 [4] (0:11.98)
Average Speed [km/h]	47.9	62.5	60.2	58.6	61.5	62.5	60.2
Top Speed [km/h]	62.4	63.5	61.3	59.2	63.2	63.0	62.3
Avg. Dist. to Rail [m]	3.7	0.3	0.8	0.8	0.3	1.2	3.7
Avg. Stride Freq. [Hz]	2.2	2.3	2.3	2.2	2.3	2.4	2.3
Avg. Stride Length [m]	6.1	7.5	7.4	7.3	7.3	7.4	7.1



- [ ] Ranking at each section and finish
- .-.- No data available at this section
- NA No data available



Horse/Jockey Name	Hyde
Final Rank	6
Fastest Section Time (Section)	0:11.43 (1200m)
Top Speed [km/h] (Section)	63.8 (1200m)
Race State	Finished



Ipswich QLD Professional

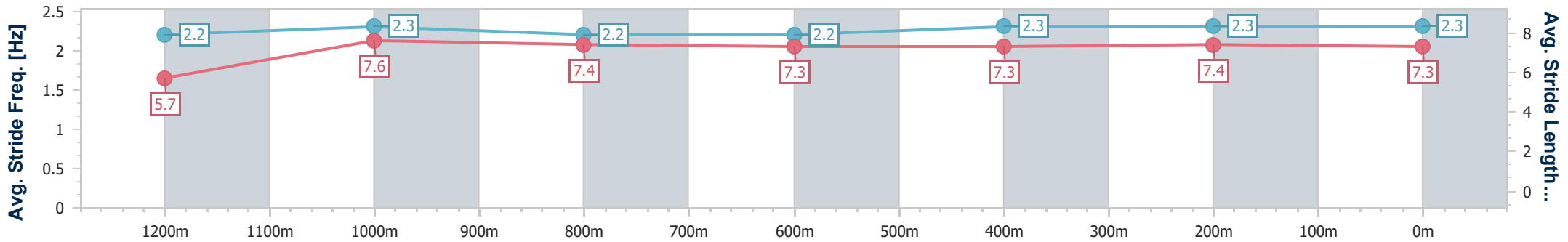
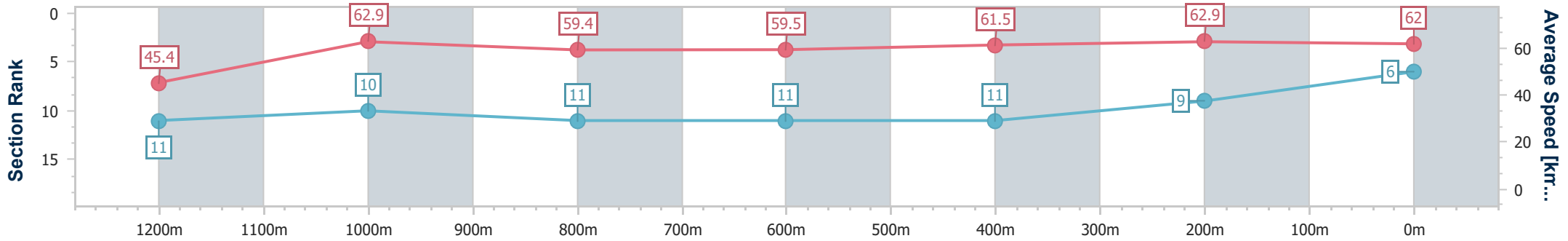
Race 10: THE IPSWICH QUARTER BM60 Handicap - 1350m

10 March 2023 - 17:19



Track Rating: Soft 7, Weather: Showers, Rail Position: +8m Entire

Section	Overall	1200m	1000m	800m	600m	400m	200m
Section Times	1:22.35 [6] (0:11.91)	1:10.44 [11] (0:11.43)	0:59.01 [10] (0:12.10)	0:46.91 [11] (0:12.09)	0:34.82 [11] (0:11.72)	0:23.10 [11] (0:11.50)	0:11.60 [9] (0:11.60)
Average Speed [km/h]	45.4	62.9	59.4	59.5	61.5	62.9	62.0
Top Speed [km/h]	63.4	63.8	61.0	60.1	63.8	63.8	63.5
Avg. Dist. to Rail [m]	4.7	0.7	0.7	0.3	0.3	2.8	7.4
Avg. Stride Freq. [Hz]	2.2	2.3	2.2	2.2	2.3	2.3	2.3
Avg. Stride Length [m]	5.7	7.6	7.4	7.3	7.3	7.4	7.3



- [ ] Ranking at each section and finish
- .-.- No data available at this section
- NA No data available



Horse/Jockey Name	Diana's Affair
Final Rank	7
Fastest Section Time (Section)	0:11.51 (Overall)
Top Speed [km/h] (Section)	63.8 (1200m)
Race State	Finished



Ipswich QLD Professional

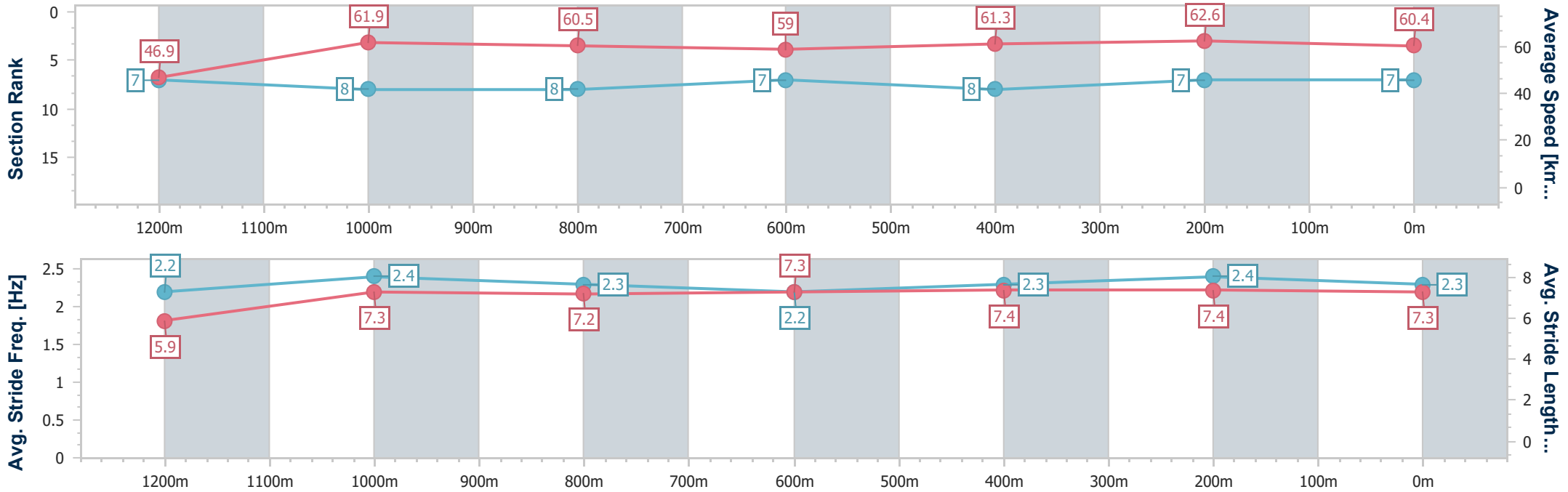
Race 10: THE IPSWICH QUARTER BM60 Handicap - 1350m

10 March 2023 - 17:19

Track Rating: Soft 7, Weather: Showers, Rail Position: +8m Entire



Section	Overall	1200m	1000m	800m	600m	400m	200m
Section Times	1:22.51 [7] (0:11.51)	1:11.00 [7] (0:11.62)	0:59.38 [8] (0:11.87)	0:47.51 [8] (0:12.15)	0:35.36 [7] (0:11.80)	0:23.56 [8] (0:11.65)	0:11.91 [7] (0:11.91)
Average Speed [km/h]	46.9	61.9	60.5	59.0	61.3	62.6	60.4
Top Speed [km/h]	63.5	63.8	62.2	60.0	63.0	63.5	62.2
Avg. Dist. to Rail [m]	1.3	0.6	1.4	1.3	1.1	4.8	6.9
Avg. Stride Freq. [Hz]	2.2	2.4	2.3	2.2	2.3	2.4	2.3
Avg. Stride Length [m]	5.9	7.3	7.2	7.3	7.4	7.4	7.3



- [ ] Ranking at each section and finish
- .-.- No data available at this section
- NA No data available



Horse/Jockey Name	Visual Element
Final Rank	8
Fastest Section Time (Section)	0:11.53 (1200m)
Top Speed [km/h] (Section)	63.8 (1200m)
Race State	Finished



### Ipswich QLD Professional

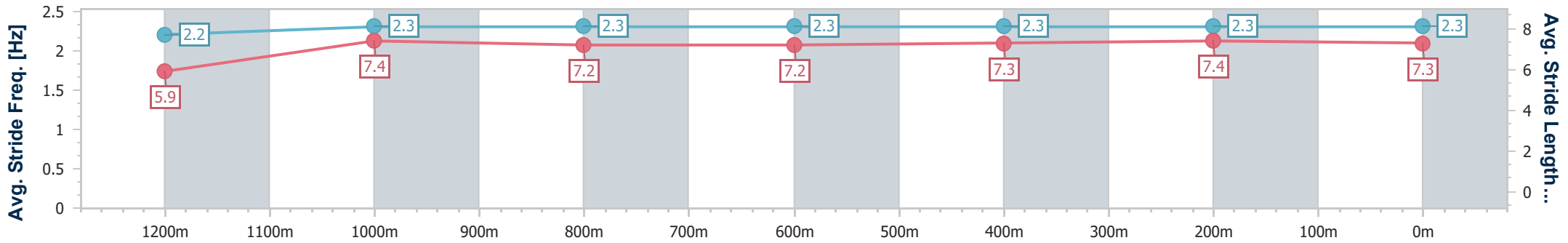
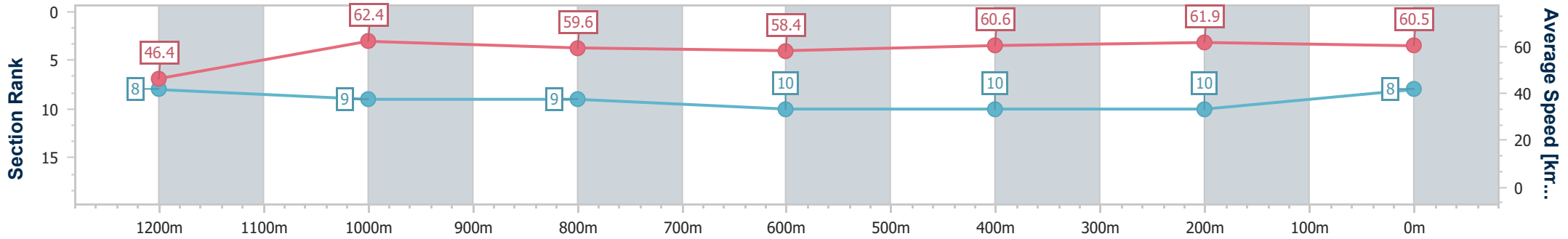
Race 10: THE IPSWICH QUARTER BM60 Handicap - 1350m

10 March 2023 - 17:19



Track Rating: Soft 7, Weather: Showers, Rail Position: +8m Entire

Section	Overall	1200m	1000m	800m	600m	400m	200m
Section Times	1:22.78 [8] (0:11.62)	1:11.16 [8] (0:11.53)	0:59.63 [9] (0:12.00)	0:47.63 [9] (0:12.25)	0:35.38 [10] (0:11.86)	0:23.52 [10] (0:11.64)	0:11.88 [10] (0:11.88)
Average Speed [km/h]	46.4	62.4	59.6	58.4	60.6	61.9	60.5
Top Speed [km/h]	63.2	63.8	61.8	59.0	62.2	62.5	61.7
Avg. Dist. to Rail [m]	1.0	0.8	2.3	2.0	0.5	0.6	1.6
Avg. Stride Freq. [Hz]	2.2	2.3	2.3	2.3	2.3	2.3	2.3
Avg. Stride Length [m]	5.9	7.4	7.2	7.2	7.3	7.4	7.3



- [ ] Ranking at each section and finish
- .-.- No data available at this section
- NA No data available



Horse/Jockey Name	Bulsara
Final Rank	9
Fastest Section Time (Section)	0:11.14 (Overall)
Top Speed [km/h] (Section)	65.2 (1200m)
Race State	Finished



Ipswich QLD Professional

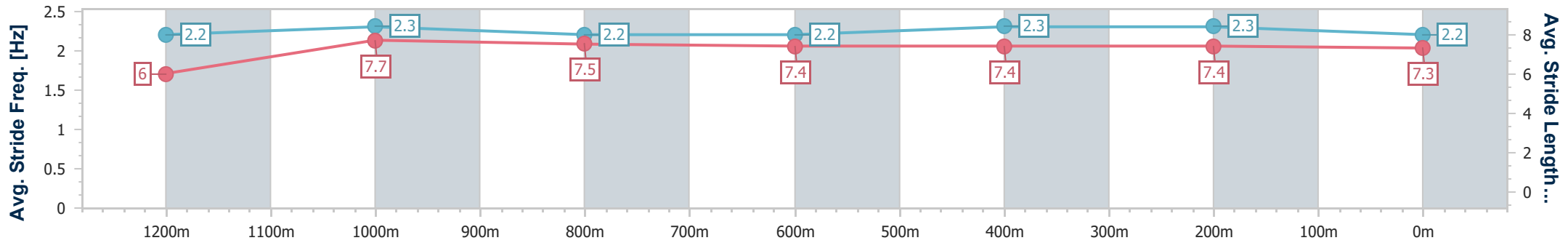
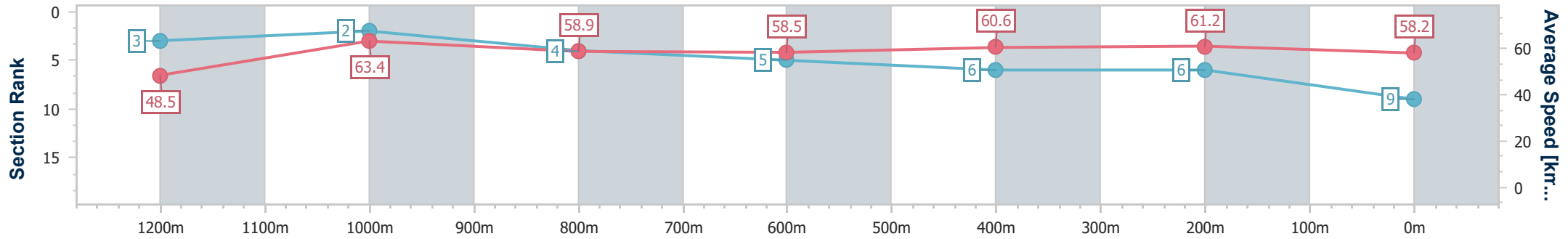
Race 10: THE IPSWICH QUARTER BM60 Handicap - 1350m

10 March 2023 - 17:19



Track Rating: Soft 7, Weather: Showers, Rail Position: +8m Entire

Section	Overall	1200m	1000m	800m	600m	400m	200m
Section Times	1:22.85 [9] (0:11.14)	1:11.71 [3] (0:11.35)	1:00.36 [2] (0:12.18)	0:48.18 [4] (0:12.23)	0:35.95 [5] (0:11.85)	0:24.10 [6] (0:11.75)	0:12.35 [6] (0:12.35)
Average Speed [km/h]	48.5	63.4	58.9	58.5	60.6	61.2	58.2
Top Speed [km/h]	65.2	65.2	60.5	60.0	61.9	62.2	59.8
Avg. Dist. to Rail [m]	0.5	0.9	1.2	1.2	0.8	0.4	0.3
Avg. Stride Freq. [Hz]	2.2	2.3	2.2	2.2	2.3	2.3	2.2
Avg. Stride Length [m]	6.0	7.7	7.5	7.4	7.4	7.4	7.3



- [ ] Ranking at each section and finish
- .-.- No data available at this section
- NA No data available



Horse/Jockey Name	Epauvescent
Final Rank	10
Fastest Section Time (Section)	0:11.33 (Overall)
Top Speed [km/h] (Section)	64.4 (1200m)
Race State	Finished



Ipswich QLD Professional

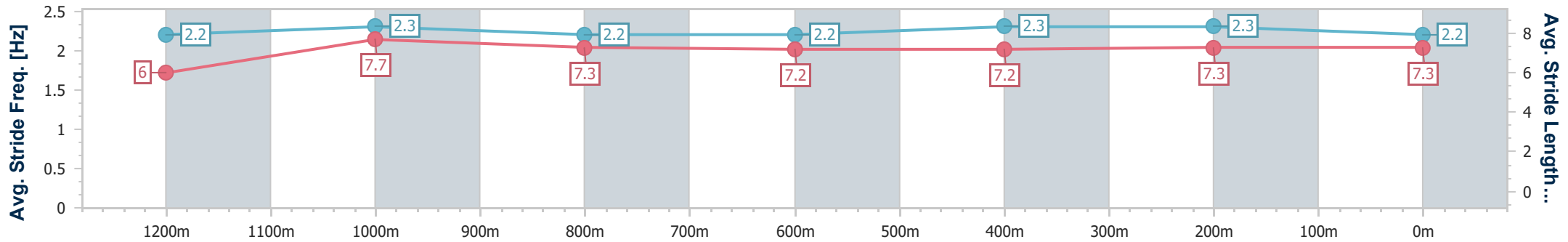
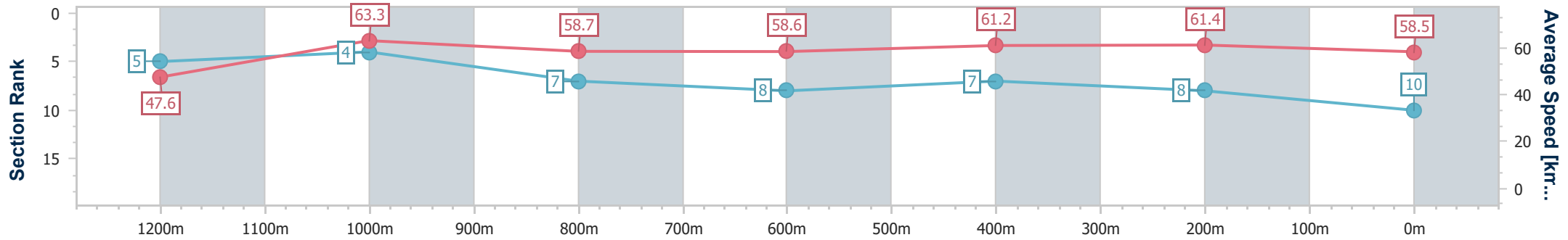
Race 10: THE IPSWICH QUARTER BM60 Handicap - 1350m

10 March 2023 - 17:19

Track Rating: Soft 7, Weather: Showers, Rail Position: +8m Entire



Section	Overall	1200m	1000m	800m	600m	400m	200m
Section Times	1:22.86 [10] (0:11.33)	1:11.53 [5] (0:11.35)	1:00.18 [4] (0:12.21)	0:47.97 [7] (0:12.20)	0:35.77 [8] (0:11.74)	0:24.03 [7] (0:11.76)	0:12.27 [8] (0:12.27)
Average Speed [km/h]	47.6	63.3	58.7	58.6	61.2	61.4	58.5
Top Speed [km/h]	62.7	64.4	60.3	59.7	62.4	62.5	61.0
Avg. Dist. to Rail [m]	1.9	1.6	2.0	1.9	0.7	1.0	3.7
Avg. Stride Freq. [Hz]	2.2	2.3	2.2	2.2	2.3	2.3	2.2
Avg. Stride Length [m]	6.0	7.7	7.3	7.2	7.2	7.3	7.3



- [ ] Ranking at each section and finish
- .-.- No data available at this section
- NA No data available



Horse/Jockey Name	Squeeze Dis
Final Rank	11
Fastest Section Time (Section)	0:11.67 (1200m)
Top Speed [km/h] (Section)	64.5 (1200m)
Race State	Finished



### Ipswich QLD Professional

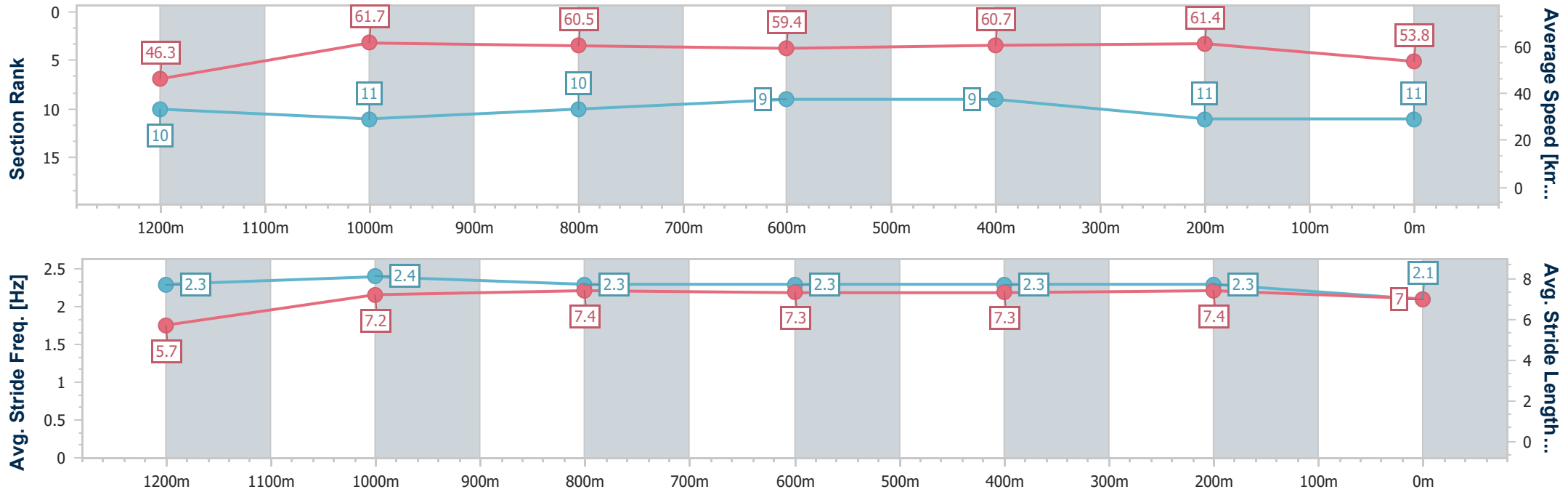
Race 10: THE IPSWICH QUARTER BM60 Handicap - 1350m

10 March 2023 - 17:19



Track Rating: Soft 7, Weather: Showers, Rail Position: +8m Entire

Section	Overall	1200m	1000m	800m	600m	400m	200m
Section Times	1:24.42 [11] (0:11.70)	1:12.72 [10] (0:11.67)	1:01.05 [11] (0:11.85)	0:49.20 [10] (0:12.09)	0:37.11 [9] (0:11.92)	0:25.19 [9] (0:11.81)	0:13.38 [11] (0:13.38)
Average Speed [km/h]	46.3	61.7	60.5	59.4	60.7	61.4	53.8
Top Speed [km/h]	62.8	64.5	61.6	60.2	62.2	63.3	60.2
Avg. Dist. to Rail [m]	4.7	1.0	1.3	0.7	0.8	3.2	5.5
Avg. Stride Freq. [Hz]	2.3	2.4	2.3	2.3	2.3	2.3	2.1
Avg. Stride Length [m]	5.7	7.2	7.4	7.3	7.3	7.4	7.0



- [ ] Ranking at each section and finish
- .-.- No data available at this section
- NA No data available