

Track Rating: Good 4, Weather: Hot, Rail Position: True Entire Course

| Section | | Overall | 1000m | 800m | 600m | 400m | 200m | Last 600m | | | | | |
|-------------|--------------------------------------|----------------------|----------------------|----------------------|--------------------------|--------------------------|--------------------------|--------------------------|--------------------------|--------------------------|---------|---------|------------------------|
| Field Times | | 1:03.80 (0:08.38) | 0:55.42 (0:10.58) | 0:44.84 (0:10.85) | 0:33.99 (0:11.21) | 0:22.78 (0:11.42) | 0:11.36 (0:11.36) | 0:33.99 | | | | | |
| Rank | TAB Horse/Jockey | Barrier | Top Speed [km/h] | Fastest Section | | | | | | | | Margin | Distance Travelled [m] |
| 1 | 5 ALAMIRA Brodie Loy | 6 | 68.7 1000m | 0:08.77 Overall | 1:03.80 [1] (0:08.77) | 0:55.03 [4] (0:10.72) | 0:44.31 [4] (0:10.80) | 0:33.51 [4] (0:11.15) | 0:22.36 [4] (0:11.19) | 0:11.17 [1] (0:11.17) | 1:03.80 | 0:33.51 | |
| 2 | 4 WEGOBAM Samantha Collett | 9 | 68.6 800m | 0:08.84 Overall | 1:03.93 [2] (0:08.84) | 0:55.09 [6] (0:10.81) | 0:44.28 [6] (0:10.71) | 0:33.57 [6] (0:11.17) | 0:22.40 [5] (0:11.15) | 0:11.25 [5] (0:11.25) | 0.8L | 0:33.57 | +1 |
| 3 | 6 WINDJANA Jake Molloy | 2 | 68.5 1000m | 0:08.38 Overall | 1:04.31 [3] (0:08.38) | 0:55.93 [1] (0:10.58) | 0:45.35 [1] (0:10.85) | 0:34.50 [1] (0:11.21) | 0:23.29 [1] (0:11.42) | 0:11.87 [2] (0:11.87) | 2.8L | 0:34.50 | +0 |
| 4 | 1 CHANEL Morgan Butler | 3 | 68.3 1000m | 0:08.63 Overall | 1:04.40 [4] (0:08.63) | 0:55.77 [3] (0:10.70) | 0:45.07 [3] (0:10.78) | 0:34.29 [3] (0:11.13) | 0:23.16 [3] (0:11.44) | 0:11.72 [4] (0:11.72) | 3.3L | 0:34.29 | -3 |
| 5 | 9 BRAZETTI Marnu Potgieter | 1 | 68.9 1000m | 0:08.51 Overall | 1:04.78 [5] (0:08.51) | 0:56.27 [2] (0:10.56) | 0:45.71 [2] (0:10.83) | 0:34.88 [2] (0:11.26) | 0:23.62 [2] (0:11.39) | 0:12.23 [3] (0:12.23) | 5.3L | 0:34.88 | -2 |
| 6 | 8 OAKFIELD BLOSSOM Tegan Harrison | 4 | 68.8 1000m | 0:08.75 Overall | 1:05.16 [6] (0:08.75) | 0:56.41 [5] (0:10.86) | 0:45.55 [5] (0:10.77) | 0:34.78 [5] (0:11.22) | 0:23.56 [6] (0:11.57) | 0:11.99 [6] (0:11.99) | 7.3L | 0:34.78 | +2 |

Scratched: Ravaged Award (#2), Airstrike (#3), Idling By (#7)



| | |
|--------------------------------|-------------------|
| Horse/Jockey Name | Alamira |
| Final Rank | 1 |
| Fastest Section Time (Section) | 0:08.77 (Overall) |
| Top Speed [km/h] (Section) | 68.7 (1000m) |
| Race State | Finished |



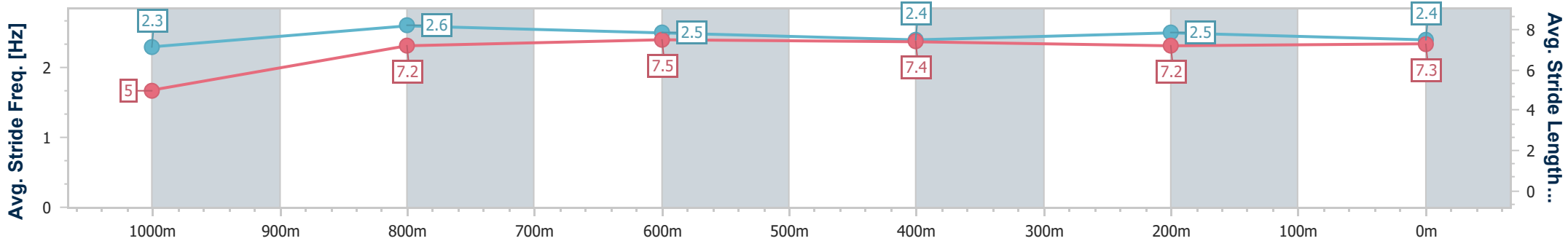
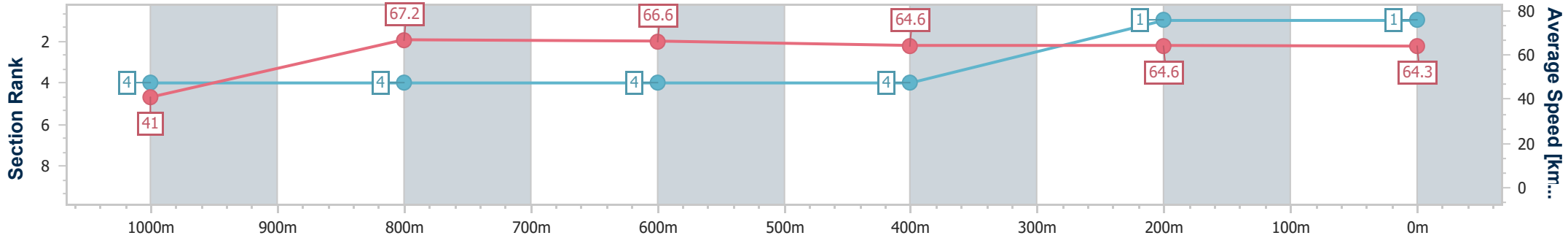
Ipswich QLD Professional
 Race 4: WOUNDED HEROES AUSTRALIA Fillies and Mares
 Class 2 Handicap - 1100m



17 March 2023 - 14:07

Track Rating: Good 4, Weather: Hot, Rail Position: True Entire Course

| Section | Overall | 1000m | 800m | 600m | 400m | 200m | | | | | | | | |
|------------------------|--------------------------|--------------------------|--------------------------|--------------------------|--------------------------|--------------------------|--|--|--|--|--|--|--|--|
| Section Times | 1:03.80 [1] (0:08.77) | 0:55.03 [4] (0:10.72) | 0:44.31 [4] (0:10.80) | 0:33.51 [4] (0:11.15) | 0:22.36 [4] (0:11.19) | 0:11.17 [1] (0:11.17) | | | | | | | | |
| Average Speed [km/h] | 41.0 | 67.2 | 66.6 | 64.6 | 64.6 | 64.3 | | | | | | | | |
| Top Speed [km/h] | 63.6 | 68.7 | 68.6 | 66.1 | 65.6 | 66.1 | | | | | | | | |
| Avg. Dist. to Rail [m] | 7.0 | 1.2 | 0.3 | 0.3 | 1.6 | 3.6 | | | | | | | | |
| Avg. Stride Freq. [Hz] | 2.3 | 2.6 | 2.5 | 2.4 | 2.5 | 2.4 | | | | | | | | |
| Avg. Stride Length [m] | 5.0 | 7.2 | 7.5 | 7.4 | 7.2 | 7.3 | | | | | | | | |



- [] Ranking at each section and finish
- .-.- No data available at this section
- NA No data available



| | |
|--------------------------------|-------------------|
| Horse/Jockey Name | Wegobam |
| Final Rank | 2 |
| Fastest Section Time (Section) | 0:08.84 (Overall) |
| Top Speed [km/h] (Section) | 68.6 (800m) |
| Race State | Finished |



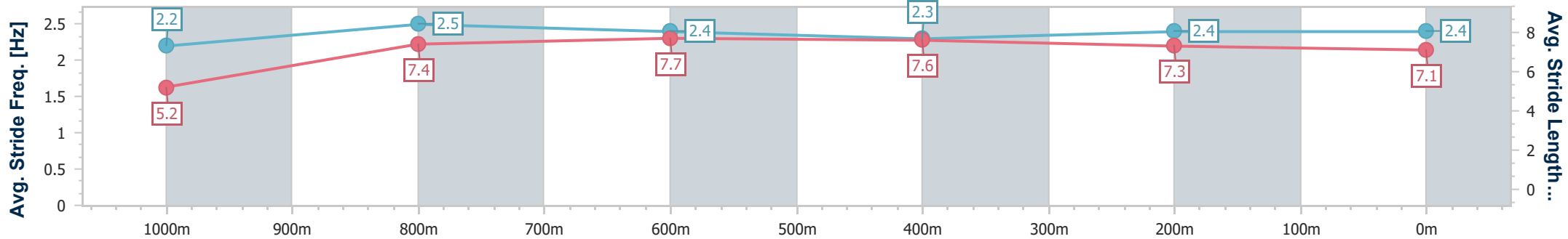
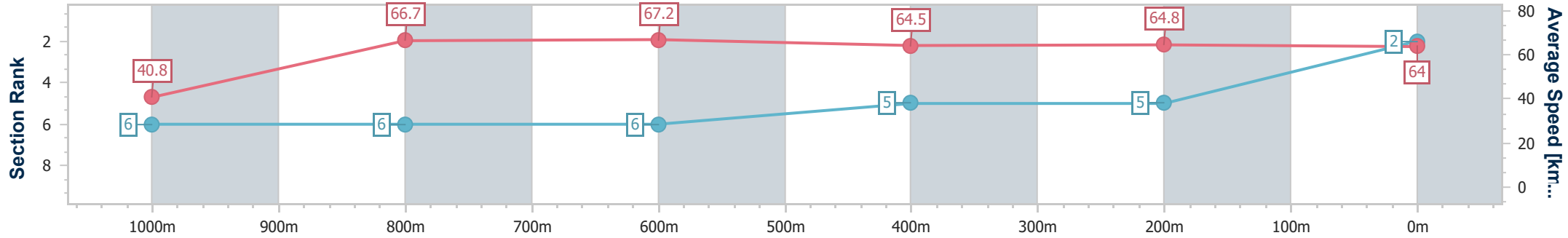
Ipswich QLD Professional
 Race 4: WOUNDED HEROES AUSTRALIA Fillies and Mares
 Class 2 Handicap - 1100m



17 March 2023 - 14:07

Track Rating: Good 4, Weather: Hot, Rail Position: True Entire Course

| Section | Overall | 1000m | 800m | 600m | 400m | 200m |
|------------------------|--------------------------|--------------------------|--------------------------|--------------------------|--------------------------|--------------------------|
| Section Times | 1:03.93 [2] (0:08.84) | 0:55.09 [6] (0:10.81) | 0:44.28 [6] (0:10.71) | 0:33.57 [6] (0:11.17) | 0:22.40 [5] (0:11.15) | 0:11.25 [5] (0:11.25) |
| Average Speed [km/h] | 40.8 | 66.7 | 67.2 | 64.5 | 64.8 | 64.0 |
| Top Speed [km/h] | 62.2 | 68.6 | 68.6 | 65.6 | 65.4 | 65.4 |
| Avg. Dist. to Rail [m] | 7.9 | 1.0 | 0.3 | 0.3 | 1.9 | 4.0 |
| Avg. Stride Freq. [Hz] | 2.2 | 2.5 | 2.4 | 2.3 | 2.4 | 2.4 |
| Avg. Stride Length [m] | 5.2 | 7.4 | 7.7 | 7.6 | 7.3 | 7.1 |



- [] Ranking at each section and finish
- .-.- No data available at this section
- NA No data available



| | |
|--------------------------------|-------------------|
| Horse/Jockey Name | Windjana |
| Final Rank | 3 |
| Fastest Section Time (Section) | 0:08.38 (Overall) |
| Top Speed [km/h] (Section) | 68.5 (1000m) |
| Race State | Finished |



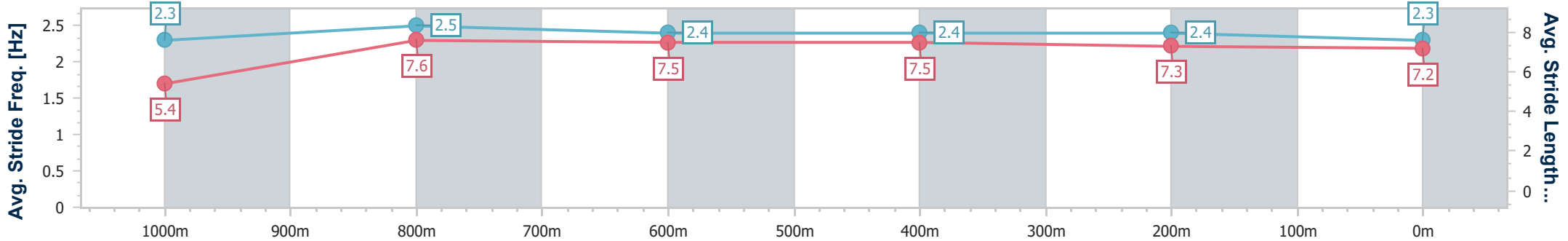
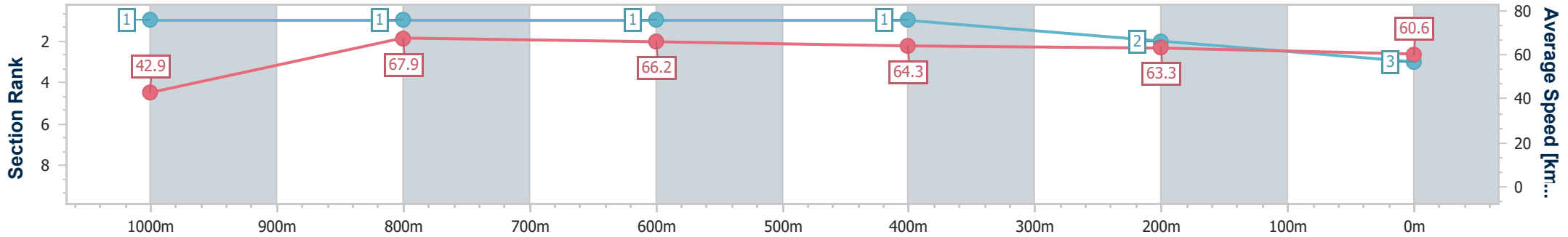
Ipswich QLD Professional
 Race 4: WOUNDED HEROES AUSTRALIA Fillies and Mares
 Class 2 Handicap - 1100m



17 March 2023 - 14:07

Track Rating: Good 4, Weather: Hot, Rail Position: True Entire Course

| Section | Overall | 1000m | 800m | 600m | 400m | 200m | | | | | | | | |
|------------------------|--------------------------|--------------------------|--------------------------|--------------------------|--------------------------|--------------------------|--|--|--|--|--|--|--|--|
| Section Times | 1:04.31 [3] (0:08.38) | 0:55.93 [1] (0:10.58) | 0:45.35 [1] (0:10.85) | 0:34.50 [1] (0:11.21) | 0:23.29 [1] (0:11.42) | 0:11.87 [2] (0:11.87) | | | | | | | | |
| Average Speed [km/h] | 42.9 | 67.9 | 66.2 | 64.3 | 63.3 | 60.6 | | | | | | | | |
| Top Speed [km/h] | 64.7 | 68.5 | 68.2 | 64.6 | 64.7 | 62.4 | | | | | | | | |
| Avg. Dist. to Rail [m] | 3.2 | 1.3 | 0.7 | 0.5 | 1.6 | 1.5 | | | | | | | | |
| Avg. Stride Freq. [Hz] | 2.3 | 2.5 | 2.4 | 2.4 | 2.4 | 2.3 | | | | | | | | |
| Avg. Stride Length [m] | 5.4 | 7.6 | 7.5 | 7.5 | 7.3 | 7.2 | | | | | | | | |



- [] Ranking at each section and finish
- .-.- No data available at this section
- NA No data available



| | |
|--------------------------------|-------------------|
| Horse/Jockey Name | Chanel |
| Final Rank | 4 |
| Fastest Section Time (Section) | 0:08.63 (Overall) |
| Top Speed [km/h] (Section) | 68.3 (1000m) |
| Race State | Finished |



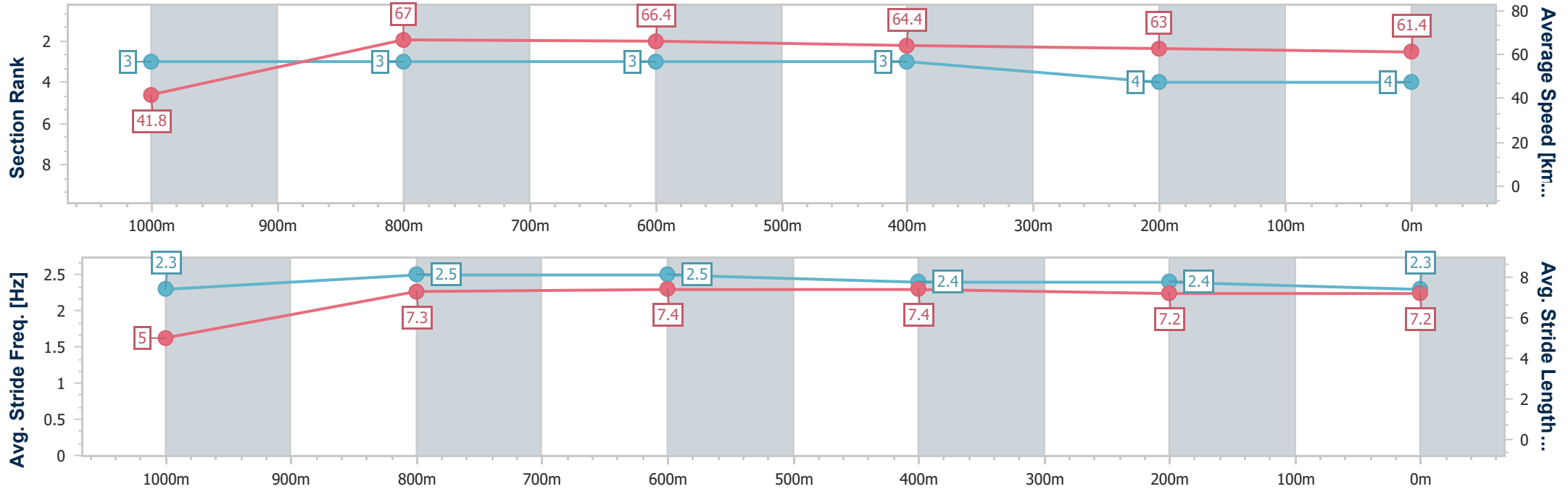
Ipswich QLD Professional
 Race 4: WOUNDED HEROES AUSTRALIA Fillies and Mares
 Class 2 Handicap - 1100m



17 March 2023 - 14:07

Track Rating: Good 4, Weather: Hot, Rail Position: True Entire Course

| Section | Overall | 1000m | 800m | 600m | 400m | 200m | | | | | | | | |
|------------------------|--------------------------|--------------------------|--------------------------|--------------------------|--------------------------|--------------------------|--|--|--|--|--|--|--|--|
| Section Times | 1:04.40 [4] (0:08.63) | 0:55.77 [3] (0:10.70) | 0:45.07 [3] (0:10.78) | 0:34.29 [3] (0:11.13) | 0:23.16 [3] (0:11.44) | 0:11.72 [4] (0:11.72) | | | | | | | | |
| Average Speed [km/h] | 41.8 | 67.0 | 66.4 | 64.4 | 63.0 | 61.4 | | | | | | | | |
| Top Speed [km/h] | 62.3 | 68.3 | 67.2 | 64.9 | 63.9 | 63.3 | | | | | | | | |
| Avg. Dist. to Rail [m] | 5.1 | 2.6 | 1.7 | 0.8 | 1.1 | 3.3 | | | | | | | | |
| Avg. Stride Freq. [Hz] | 2.3 | 2.5 | 2.5 | 2.4 | 2.4 | 2.3 | | | | | | | | |
| Avg. Stride Length [m] | 5.0 | 7.3 | 7.4 | 7.4 | 7.2 | 7.2 | | | | | | | | |



- [] Ranking at each section and finish
- .-.- No data available at this section
- NA No data available



| | |
|--------------------------------|-------------------|
| Horse/Jockey Name | Brazetti |
| Final Rank | 5 |
| Fastest Section Time (Section) | 0:08.51 (Overall) |
| Top Speed [km/h] (Section) | 68.9 (1000m) |
| Race State | Finished |



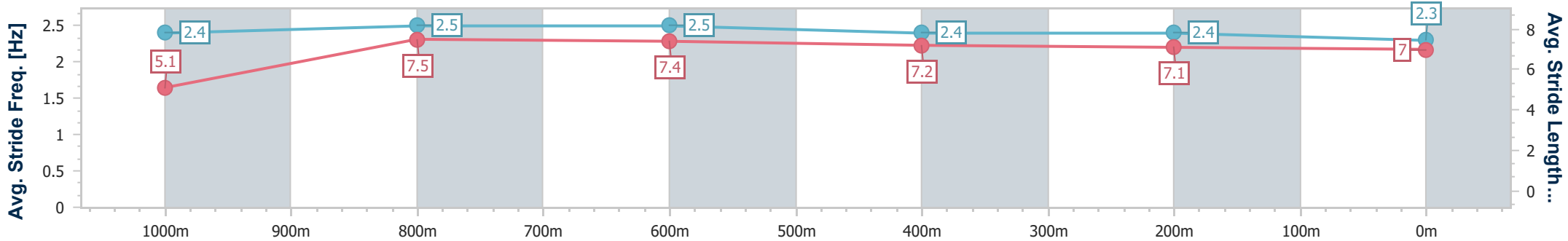
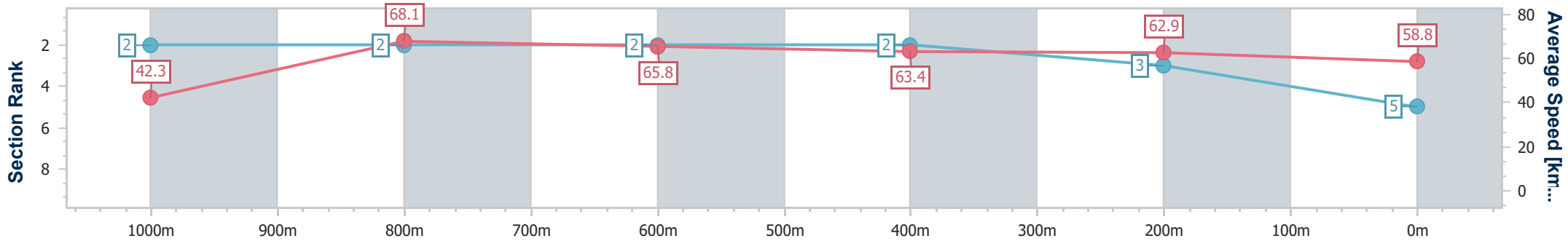
Ipswich QLD Professional
 Race 4: WOUNDED HEROES AUSTRALIA Fillies and Mares
 Class 2 Handicap - 1100m



17 March 2023 - 14:07

Track Rating: Good 4, Weather: Hot, Rail Position: True Entire Course

| Section | Overall | 1000m | 800m | 600m | 400m | 200m | | | | | | | | |
|------------------------|--------------------------|--------------------------|--------------------------|--------------------------|--------------------------|--------------------------|--|--|--|--|--|--|--|--|
| Section Times | 1:04.78 [5] (0:08.51) | 0:56.27 [2] (0:10.56) | 0:45.71 [2] (0:10.83) | 0:34.88 [2] (0:11.26) | 0:23.62 [2] (0:11.39) | 0:12.23 [3] (0:12.23) | | | | | | | | |
| Average Speed [km/h] | 42.3 | 68.1 | 65.8 | 63.4 | 62.9 | 58.8 | | | | | | | | |
| Top Speed [km/h] | 65.4 | 68.9 | 67.3 | 64.3 | 64.5 | 62.7 | | | | | | | | |
| Avg. Dist. to Rail [m] | 3.0 | 1.2 | 2.4 | 1.8 | 1.1 | 0.6 | | | | | | | | |
| Avg. Stride Freq. [Hz] | 2.4 | 2.5 | 2.5 | 2.4 | 2.4 | 2.3 | | | | | | | | |
| Avg. Stride Length [m] | 5.1 | 7.5 | 7.4 | 7.2 | 7.1 | 7.0 | | | | | | | | |



- [] Ranking at each section and finish
- .-.- No data available at this section
- NA No data available



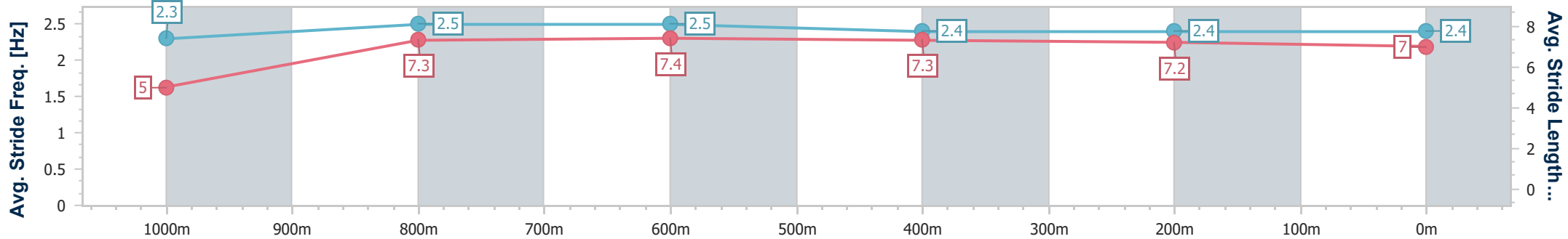
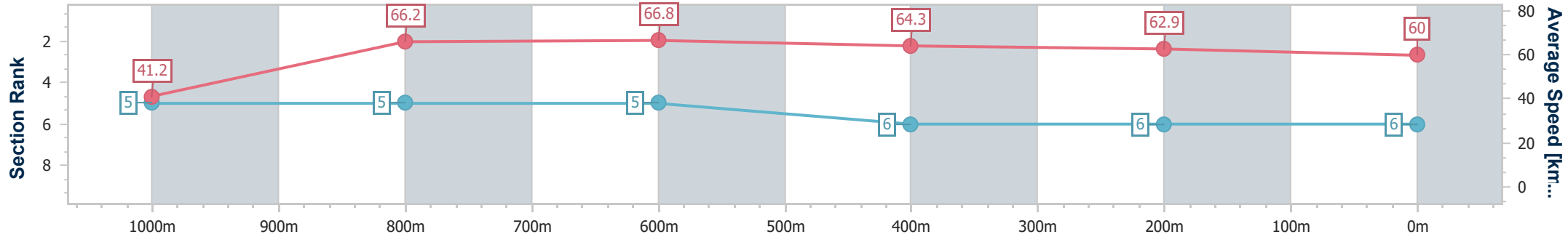
| | |
|--------------------------------|-------------------|
| Horse/Jockey Name | Oakfield Blossom |
| Final Rank | 6 |
| Fastest Section Time (Section) | 0:08.75 (Overall) |
| Top Speed [km/h] (Section) | 68.8 (1000m) |
| Race State | Finished |



Ipswich QLD Professional
 Race 4: WOUNDED HEROES AUSTRALIA Fillies and Mares
 Class 2 Handicap - 1100m
 17 March 2023 - 14:07
 Track Rating: Good 4, Weather: Hot, Rail Position: True Entire Course



| Section | Overall | 1000m | 800m | 600m | 400m | 200m | | | | | | | | |
|------------------------|--------------------------|--------------------------|--------------------------|--------------------------|--------------------------|--------------------------|--|--|--|--|--|--|--|--|
| Section Times | 1:05.16 [6] (0:08.75) | 0:56.41 [5] (0:10.86) | 0:45.55 [5] (0:10.77) | 0:34.78 [5] (0:11.22) | 0:23.56 [6] (0:11.57) | 0:11.99 [6] (0:11.99) | | | | | | | | |
| Average Speed [km/h] | 41.2 | 66.2 | 66.8 | 64.3 | 62.9 | 60.0 | | | | | | | | |
| Top Speed [km/h] | 59.3 | 68.8 | 68.6 | 65.7 | 63.6 | 61.5 | | | | | | | | |
| Avg. Dist. to Rail [m] | 6.1 | 1.3 | 0.2 | 0.7 | 2.6 | 3.7 | | | | | | | | |
| Avg. Stride Freq. [Hz] | 2.3 | 2.5 | 2.5 | 2.4 | 2.4 | 2.4 | | | | | | | | |
| Avg. Stride Length [m] | 5.0 | 7.3 | 7.4 | 7.3 | 7.2 | 7.0 | | | | | | | | |



- [] Ranking at each section and finish
- .-.- No data available at this section
- NA No data available