

Track Rating: Synthetic , Weather: Fine, Rail Position: True Entire

| Section | | Overall | 1800m | 1600m | 1400m | 1200m | 1000m | 800m | Last 600m | | | | |
|-------------|---------------------------------------|----------------------|----------------------|----------------------|--------------------------|--------------------------|--------------------------|--------------------------|--------------------------|--------------------------|--------------------------|---------|------------------------|
| Field Times | | 2:01.73 (0:08.18) | 1:53.55 (0:11.96) | 1:41.59 (0:12.71) | 1:28.88 (0:12.94) | 1:15.94 (0:13.07) | 1:02.87 (0:13.01) | 0:49.86 (0:12.52) | 0:37.34 | | | | |
| Rank | TAB Horse/Jockey | Barrier | Top Speed [km/h] | Fastest Section | | | | | | | | | Distance Travelled [m] |
| 1 | 9 WANDILLA Andrew Spinks | 6 | 61.9 600m | 0:08.47 Overall | 2:01.73 [1] (0:08.47) | 1:53.26 [4] (0:12.04) | 1:41.22 [3] (0:12.70) | 1:28.52 [3] (0:12.93) | 1:15.59 [3] (0:13.02) | 1:02.57 [3] (0:12.93) | 0:49.64 [2] (0:12.32) | 0:37.32 | |
| 2 | 2 LADY TOWNSON Jason Taylor | 4 | 63.0 600m | 0:08.48 Overall | 2:01.96 [2] (0:08.48) | 1:53.48 [5] (0:12.07) | 1:41.41 [5] (0:12.72) | 1:28.69 [4] (0:12.93) | 1:15.76 [5] (0:13.12) | 1:02.64 [5] (0:12.97) | 0:49.67 [5] (0:12.31) | 0:37.36 | -3 |
| 3 | 7 SEA KISSED Sean Cormack | 9 | 62.0 1800m | 0:08.83 Overall | 2:02.22 [3] (0:08.83) | 1:53.39 [8] (0:12.21) | 1:41.18 [8] (0:12.99) | 1:28.19 [8] (0:12.80) | 1:15.39 [8] (0:12.61) | 1:02.78 [6] (0:13.04) | 0:49.74 [6] (0:12.36) | 0:37.38 | +3 |
| 4 | 1 GRIPPING Noel Callow | 8 | 63.1 600m | 0:08.78 Overall | 2:02.48 [4] (0:08.78) | 1:53.70 [7] (0:12.18) | 1:41.52 [7] (0:12.92) | 1:28.60 [7] (0:12.86) | 1:15.74 [7] (0:12.96) | 1:02.78 [8] (0:13.34) | 0:49.44 [8] (0:12.40) | 0:37.04 | -5 |
| 5 | 3 IS THAT YOU ETHEL Bailey Wheeler | 3 | 62.8 1800m | 0:08.18 Overall | 2:04.00 [5] (0:08.18) | 1:55.82 [1] (0:11.96) | 1:43.86 [1] (0:12.71) | 1:31.15 [1] (0:12.94) | 1:18.21 [1] (0:13.07) | 1:05.14 [1] (0:13.01) | 0:52.13 [1] (0:12.52) | 0:39.61 | -10 |
| 6 | 8 VALE STREET Cody Collis | 1 | 61.6 1800m | 0:08.39 Overall | 2:04.05 [6] (0:08.39) | 1:55.66 [3] (0:12.15) | 1:43.51 [4] (0:12.82) | 1:30.69 [5] (0:12.87) | 1:17.82 [4] (0:13.11) | 1:04.71 [4] (0:12.96) | 0:51.75 [4] (0:12.70) | 0:39.05 | -13 |
| 7 | 5 DEVINE FALLS Shane Karlsson | 7 | 61.1 600m | 0:08.58 Overall | 2:04.49 [7] (0:08.58) | 1:55.91 [6] (0:12.21) | 1:43.70 [6] (0:12.98) | 1:30.72 [6] (0:12.78) | 1:17.94 [6] (0:12.99) | 1:04.95 [7] (0:13.16) | 0:51.79 [7] (0:12.40) | 0:39.39 | -3 |
| 8 | 6 MISS MANSFIELD Nathan Thomas | 5 | 62.7 1800m | 0:08.34 Overall | 2:07.25 [8] (0:08.34) | 1:58.91 [2] (0:11.95) | 1:46.96 [2] (0:12.64) | 1:34.32 [2] (0:13.13) | 1:21.19 [2] (0:13.03) | 1:08.16 [2] (0:13.05) | 0:55.11 [3] (0:13.03) | 0:42.08 | +3 |

Scratched: Bantamweight (#4)

Track Rating: Synthetic , Weather: Fine, Rail Position: True Entire

| Section | | | | 600m | 400m | 200m | | | Last 600m | | |
|-------------|-----|--|---------|----------------------|----------------------|--------------------------|--------------------------|--------------------------|------------------------|---------|-----|
| Field Times | | | | 0:37.34 (0:12.01) | 0:25.33 (0:12.55) | 0:12.78 (0:12.78) | | | 0:37.34 | | |
| Rank | TAB | Horse/Jockey | Barrier | Top Speed [km/h] | Fastest Section | Margin | | | Distance Travelled [m] | | |
| 1 | 9 | WANDILLA Andrew Spinks | 6 | 61.9 600m | 0:08.47 Overall | 0:37.32 [1] (0:11.99) | 0:25.33 [1] (0:12.55) | 0:12.78 [1] (0:12.78) | 2:01.73 | 0:37.32 | |
| 2 | 2 | LADY TOWNSON Jason Taylor | 4 | 63.0 600m | 0:08.48 Overall | 0:37.36 [3] (0:12.06) | 0:25.30 [3] (0:12.67) | 0:12.63 [2] (0:12.63) | 1.3L | 0:37.36 | -3 |
| 3 | 7 | SEA KISSED Sean Cormack | 9 | 62.0 1800m | 0:08.83 Overall | 0:37.38 [4] (0:12.29) | 0:25.09 [4] (0:12.46) | 0:12.63 [3] (0:12.63) | 2.8L | 0:37.38 | +3 |
| 4 | 1 | GRIPPING Noel Callow | 8 | 63.1 600m | 0:08.78 Overall | 0:37.04 [8] (0:11.92) | 0:25.12 [6] (0:12.43) | 0:12.69 [4] (0:12.69) | 4.1L | 0:37.04 | -5 |
| 5 | 3 | IS THAT YOU ETHEL Bailey Wheeler | 3 | 62.8 1800m | 0:08.18 Overall | 0:39.61 [2] (0:12.27) | 0:27.34 [2] (0:13.23) | 0:14.11 [5] (0:14.11) | 12.9L | 0:39.61 | -10 |
| 6 | 8 | VALE STREET Cody Collis | 1 | 61.6 1800m | 0:08.39 Overall | 0:39.05 [5] (0:12.52) | 0:26.53 [7] (0:13.19) | 0:13.34 [7] (0:13.34) | 13.1L | 0:39.05 | -13 |
| 7 | 5 | DEVINE FALLS Shane Karlsson | 7 | 61.1 600m | 0:08.58 Overall | 0:39.39 [6] (0:12.12) | 0:27.27 [5] (0:13.10) | 0:14.17 [6] (0:14.17) | 15.6L | 0:39.39 | -3 |
| 8 | 6 | MISS MANSFIELD Nathan Thomas | 5 | 62.7 1800m | 0:08.34 Overall | 0:42.08 [7] (0:13.15) | 0:28.93 [8] (0:13.91) | 0:15.02 [8] (0:15.02) | 31.6L | 0:42.08 | +3 |

Scratched: Bantamweight (#4)



| | |
|--------------------------------|-------------------|
| Horse/Jockey Name | Wandilla |
| Final Rank | 1 |
| Fastest Section Time (Section) | 0:08.47 (Overall) |
| Top Speed [km/h] (Section) | 61.9 (600m) |
| Race State | Finished |



Aquis Park Gold Coast Poly QLD Professional

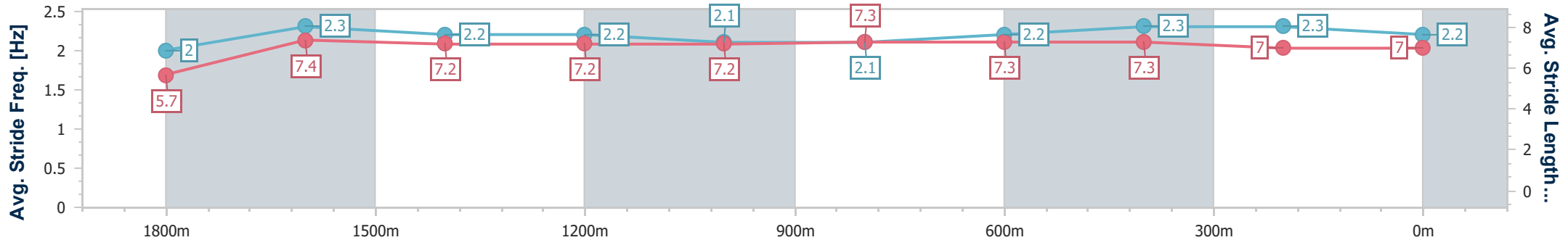
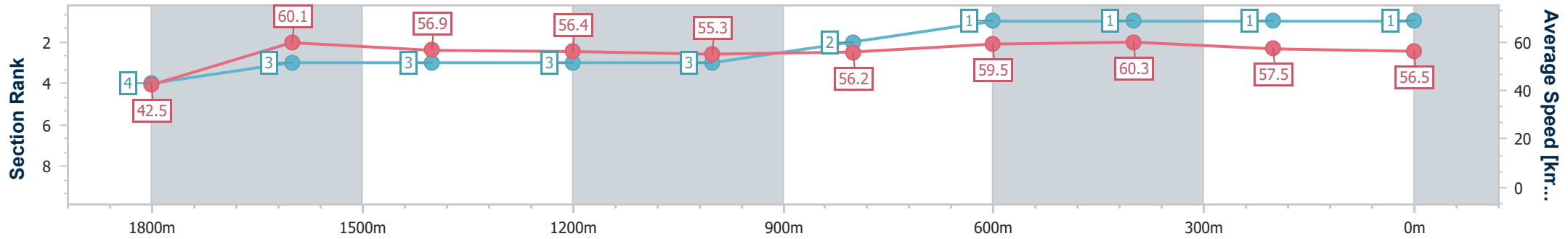
Race 6: AQUIS STALLIONS Maiden Handicap - 1900m



18 March 2023 - 16:10

Track Rating: Synthetic , Weather: Fine, Rail Position: True Entire

| Section | Overall | 1800m | 1600m | 1400m | 1200m | 1000m | 800m | 600m | 400m | 200m |
|------------------------|--------------------------|--------------------------|--------------------------|--------------------------|--------------------------|--------------------------|--------------------------|--------------------------|--------------------------|--------------------------|
| Section Times | 2:01.73 [1] (0:08.47) | 1:53.26 [4] (0:12.04) | 1:41.22 [3] (0:12.70) | 1:28.52 [3] (0:12.93) | 1:15.59 [3] (0:13.02) | 1:02.57 [3] (0:12.93) | 0:49.64 [2] (0:12.32) | 0:37.32 [1] (0:11.99) | 0:25.33 [1] (0:12.55) | 0:12.78 [1] (0:12.78) |
| Average Speed [km/h] | 42.5 | 60.1 | 56.9 | 56.4 | 55.3 | 56.2 | 59.5 | 60.3 | 57.5 | 56.5 |
| Top Speed [km/h] | 60.2 | 61.1 | 58.5 | 58.1 | 56.0 | 58.3 | 61.5 | 61.9 | 58.9 | 57.9 |
| Avg. Dist. to Rail [m] | 5.4 | 2.3 | 1.1 | 1.8 | 3.0 | 2.9 | 2.8 | 1.6 | 1.3 | 1.9 |
| Avg. Stride Freq. [Hz] | 2.0 | 2.3 | 2.2 | 2.2 | 2.1 | 2.1 | 2.2 | 2.3 | 2.3 | 2.2 |
| Avg. Stride Length [m] | 5.7 | 7.4 | 7.2 | 7.2 | 7.2 | 7.3 | 7.3 | 7.3 | 7.0 | 7.0 |



- [] Ranking at each section and finish
- .-.- No data available at this section
- NA No data available



| | |
|--------------------------------|-------------------|
| Horse/Jockey Name | Lady Townson |
| Final Rank | 2 |
| Fastest Section Time (Section) | 0:08.48 (Overall) |
| Top Speed [km/h] (Section) | 63.0 (600m) |
| Race State | Finished |



Aquis Park Gold Coast Poly QLD Professional

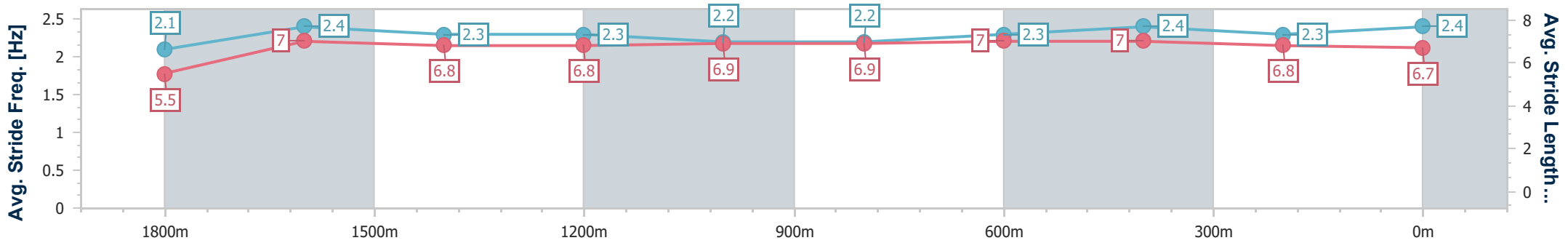
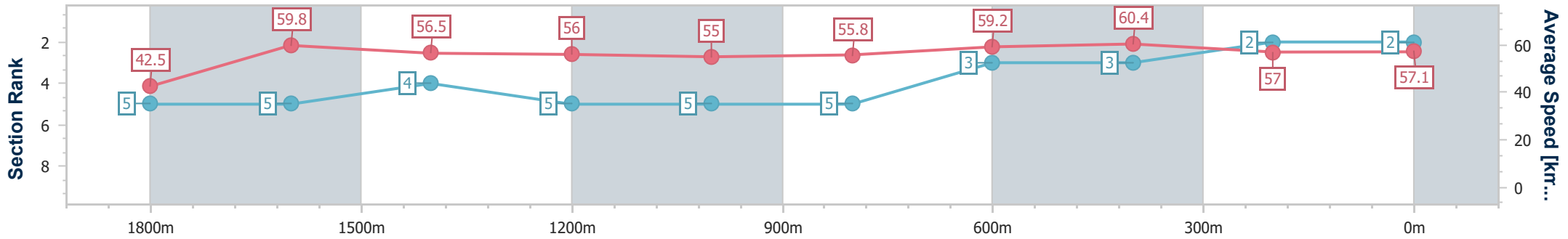
Race 6: AQUIS STALLIONS Maiden Handicap - 1900m



18 March 2023 - 16:10

Track Rating: Synthetic , Weather: Fine, Rail Position: True Entire

| Section | Overall | 1800m | 1600m | 1400m | 1200m | 1000m | 800m | 600m | 400m | 200m |
|------------------------|--------------------------|--------------------------|--------------------------|--------------------------|--------------------------|--------------------------|--------------------------|--------------------------|--------------------------|--------------------------|
| Section Times | 2:01.96 [2] (0:08.48) | 1:53.48 [5] (0:12.07) | 1:41.41 [5] (0:12.72) | 1:28.69 [4] (0:12.93) | 1:15.76 [5] (0:13.12) | 1:02.64 [5] (0:12.97) | 0:49.67 [5] (0:12.31) | 0:37.36 [3] (0:12.06) | 0:25.30 [3] (0:12.67) | 0:12.63 [2] (0:12.63) |
| Average Speed [km/h] | 42.5 | 59.8 | 56.5 | 56.0 | 55.0 | 55.8 | 59.2 | 60.4 | 57.0 | 57.1 |
| Top Speed [km/h] | 59.2 | 61.5 | 58.6 | 57.7 | 56.1 | 56.8 | 62.0 | 63.0 | 57.8 | 58.8 |
| Avg. Dist. to Rail [m] | 3.5 | 0.9 | 0.3 | 0.9 | 2.1 | 2.2 | 2.4 | 2.0 | 3.3 | 5.7 |
| Avg. Stride Freq. [Hz] | 2.1 | 2.4 | 2.3 | 2.3 | 2.2 | 2.2 | 2.3 | 2.4 | 2.3 | 2.4 |
| Avg. Stride Length [m] | 5.5 | 7.0 | 6.8 | 6.8 | 6.9 | 6.9 | 7.0 | 7.0 | 6.8 | 6.7 |



- [] Ranking at each section and finish
- .-.- No data available at this section
- NA No data available



| | |
|--------------------------------|-------------------|
| Horse/Jockey Name | Sea Kissed |
| Final Rank | 3 |
| Fastest Section Time (Section) | 0:08.83 (Overall) |
| Top Speed [km/h] (Section) | 62.0 (1800m) |
| Race State | Finished |



Aquis Park Gold Coast Poly QLD Professional

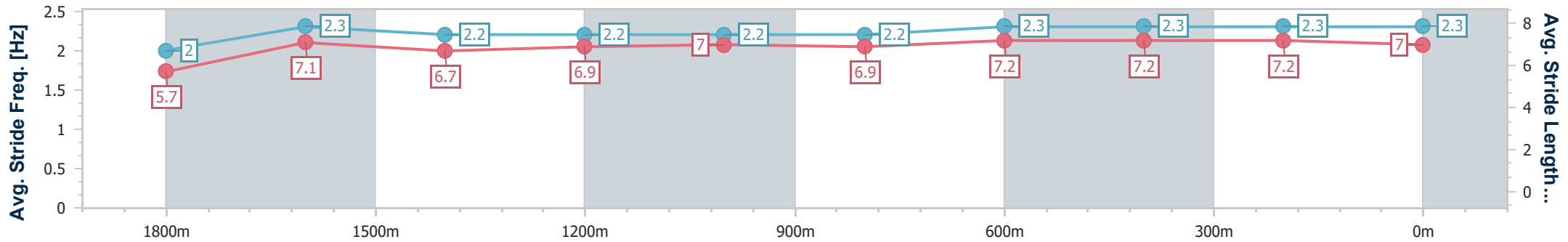
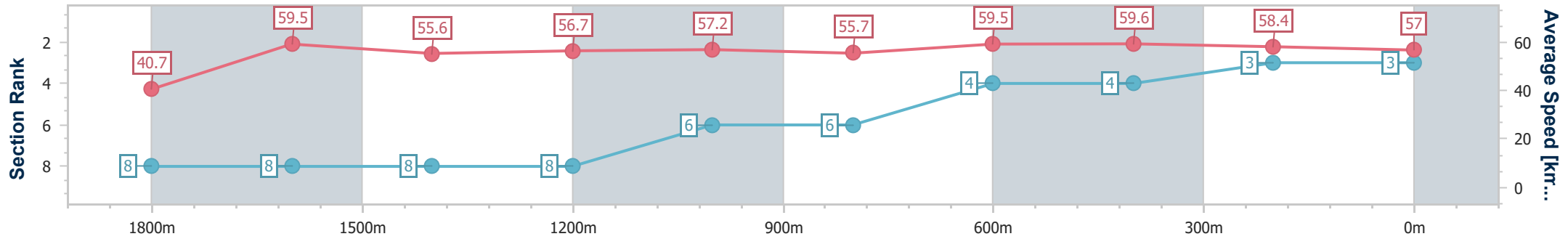
Race 6: AQUIS STALLIONS Maiden Handicap - 1900m



18 March 2023 - 16:10

Track Rating: Synthetic , Weather: Fine, Rail Position: True Entire

| Section | Overall | 1800m | 1600m | 1400m | 1200m | 1000m | 800m | 600m | 400m | 200m | | | |
|------------------------|--------------------------|--------------------------|--------------------------|--------------------------|--------------------------|--------------------------|--------------------------|--------------------------|--------------------------|--------------------------|--|--|--|
| Section Times | 2:02.22 [3] (0:08.83) | 1:53.39 [8] (0:12.21) | 1:41.18 [8] (0:12.99) | 1:28.19 [8] (0:12.80) | 1:15.39 [8] (0:12.61) | 1:02.78 [6] (0:13.04) | 0:49.74 [6] (0:12.36) | 0:37.38 [4] (0:12.29) | 0:25.09 [4] (0:12.46) | 0:12.63 [3] (0:12.63) | | | |
| Average Speed [km/h] | 40.7 | 59.5 | 55.6 | 56.7 | 57.2 | 55.7 | 59.5 | 59.6 | 58.4 | 57.0 | | | |
| Top Speed [km/h] | 56.6 | 62.0 | 57.6 | 58.0 | 58.0 | 57.0 | 61.1 | 61.2 | 58.8 | 58.2 | | | |
| Avg. Dist. to Rail [m] | 9.4 | 3.3 | 0.8 | 1.3 | 3.0 | 2.7 | 3.8 | 3.8 | 6.1 | 8.7 | | | |
| Avg. Stride Freq. [Hz] | 2.0 | 2.3 | 2.2 | 2.2 | 2.2 | 2.2 | 2.3 | 2.3 | 2.3 | 2.3 | | | |
| Avg. Stride Length [m] | 5.7 | 7.1 | 6.7 | 6.9 | 7.0 | 6.9 | 7.2 | 7.2 | 7.2 | 7.0 | | | |



- [] Ranking at each section and finish
- .-.- No data available at this section
- NA No data available



| | |
|--------------------------------|-------------------|
| Horse/Jockey Name | Gripping |
| Final Rank | 4 |
| Fastest Section Time (Section) | 0:08.78 (Overall) |
| Top Speed [km/h] (Section) | 63.1 (600m) |
| Race State | Finished |



Aquis Park Gold Coast Poly QLD Professional

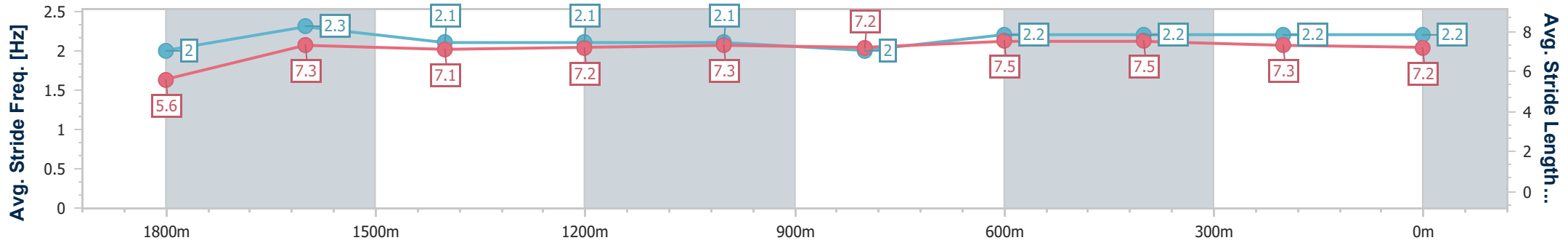
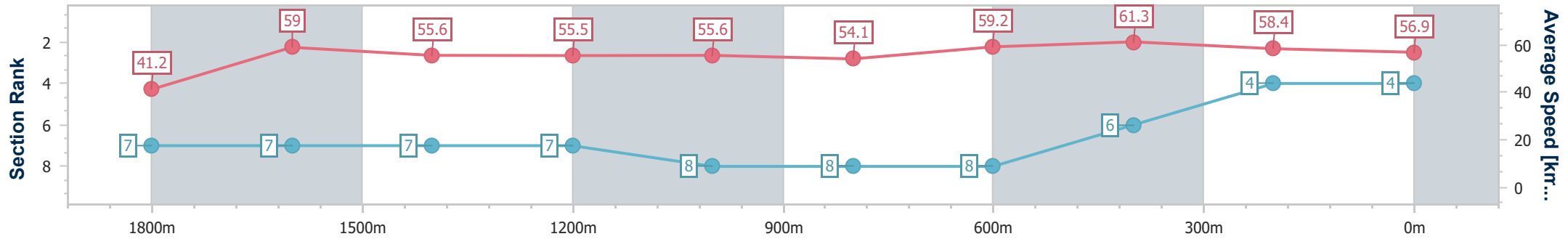
Race 6: AQUIS STALLIONS Maiden Handicap - 1900m



18 March 2023 - 16:10

Track Rating: Synthetic , Weather: Fine, Rail Position: True Entire

| Section | Overall | 1800m | 1600m | 1400m | 1200m | 1000m | 800m | 600m | 400m | 200m |
|------------------------|--------------------------|--------------------------|--------------------------|--------------------------|--------------------------|--------------------------|--------------------------|--------------------------|--------------------------|--------------------------|
| Section Times | 2:02.48 [4] (0:08.78) | 1:53.70 [7] (0:12.18) | 1:41.52 [7] (0:12.92) | 1:28.60 [7] (0:12.86) | 1:15.74 [7] (0:12.96) | 1:02.78 [8] (0:13.34) | 0:49.44 [8] (0:12.40) | 0:37.04 [8] (0:11.92) | 0:25.12 [6] (0:12.43) | 0:12.69 [4] (0:12.69) |
| Average Speed [km/h] | 41.2 | 59.0 | 55.6 | 55.5 | 55.6 | 54.1 | 59.2 | 61.3 | 58.4 | 56.9 |
| Top Speed [km/h] | 56.7 | 61.5 | 56.5 | 57.0 | 56.6 | 57.9 | 61.3 | 63.1 | 59.5 | 58.2 |
| Avg. Dist. to Rail [m] | 8.8 | 2.1 | 1.1 | 1.2 | 0.3 | 0.6 | 3.2 | 3.2 | 6.4 | 10.9 |
| Avg. Stride Freq. [Hz] | 2.0 | 2.3 | 2.1 | 2.1 | 2.1 | 2.0 | 2.2 | 2.2 | 2.2 | 2.2 |
| Avg. Stride Length [m] | 5.6 | 7.3 | 7.1 | 7.2 | 7.3 | 7.2 | 7.5 | 7.5 | 7.3 | 7.2 |



- [] Ranking at each section and finish
- .-.- No data available at this section
- NA No data available



| | |
|--------------------------------|-------------------|
| Horse/Jockey Name | Is That You Ethel |
| Final Rank | 5 |
| Fastest Section Time (Section) | 0:08.18 (Overall) |
| Top Speed [km/h] (Section) | 62.8 (1800m) |
| Race State | Finished |



Aquis Park Gold Coast Poly QLD Professional

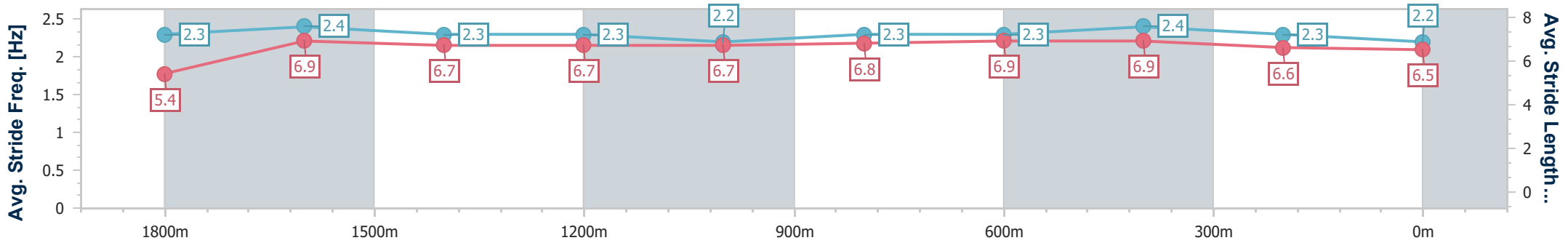
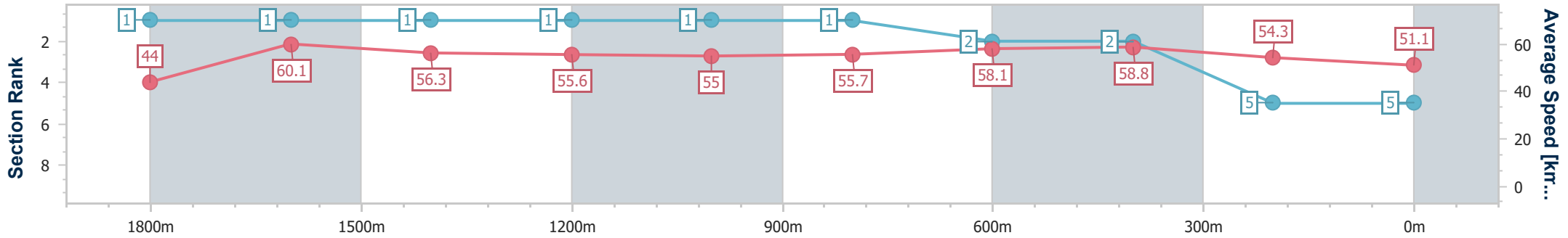
Race 6: AQUIS STALLIONS Maiden Handicap - 1900m



18 March 2023 - 16:10

Track Rating: Synthetic , Weather: Fine, Rail Position: True Entire

| Section | Overall | 1800m | 1600m | 1400m | 1200m | 1000m | 800m | 600m | 400m | 200m |
|------------------------|--------------------------|--------------------------|--------------------------|--------------------------|--------------------------|--------------------------|--------------------------|--------------------------|--------------------------|--------------------------|
| Section Times | 2:04.00 [5] (0:08.18) | 1:55.82 [1] (0:11.96) | 1:43.86 [1] (0:12.71) | 1:31.15 [1] (0:12.94) | 1:18.21 [1] (0:13.07) | 1:05.14 [1] (0:13.01) | 0:52.13 [1] (0:12.52) | 0:39.61 [2] (0:12.27) | 0:27.34 [2] (0:13.23) | 0:14.11 [5] (0:14.11) |
| Average Speed [km/h] | 44.0 | 60.1 | 56.3 | 55.6 | 55.0 | 55.7 | 58.1 | 58.8 | 54.3 | 51.1 |
| Top Speed [km/h] | 58.7 | 62.8 | 57.8 | 57.2 | 55.8 | 56.3 | 61.4 | 61.4 | 56.4 | 52.9 |
| Avg. Dist. to Rail [m] | 3.5 | 0.9 | 0.7 | 0.7 | 1.6 | 1.7 | 1.8 | 0.9 | 0.7 | 0.3 |
| Avg. Stride Freq. [Hz] | 2.3 | 2.4 | 2.3 | 2.3 | 2.2 | 2.3 | 2.3 | 2.4 | 2.3 | 2.2 |
| Avg. Stride Length [m] | 5.4 | 6.9 | 6.7 | 6.7 | 6.7 | 6.8 | 6.9 | 6.9 | 6.6 | 6.5 |



- [] Ranking at each section and finish
- .-.- No data available at this section
- NA No data available



| | |
|--------------------------------|-------------------|
| Horse/Jockey Name | Vale Street |
| Final Rank | 6 |
| Fastest Section Time (Section) | 0:08.39 (Overall) |
| Top Speed [km/h] (Section) | 61.6 (1800m) |
| Race State | Finished |



Aquis Park Gold Coast Poly QLD Professional

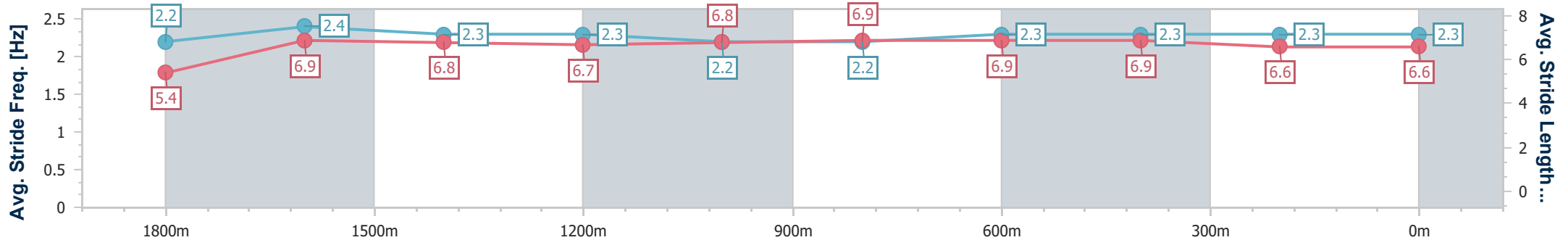
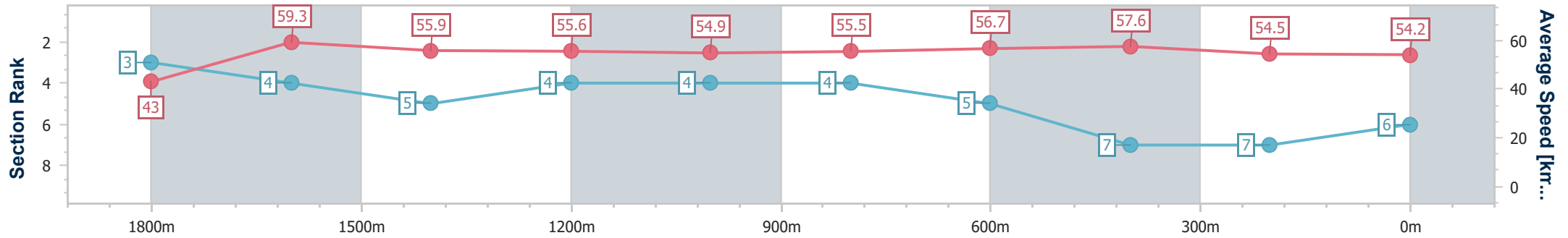
Race 6: AQUIS STALLIONS Maiden Handicap - 1900m



18 March 2023 - 16:10

Track Rating: Synthetic , Weather: Fine, Rail Position: True Entire

| Section | Overall | 1800m | 1600m | 1400m | 1200m | 1000m | 800m | 600m | 400m | 200m |
|------------------------|--------------------------|--------------------------|--------------------------|--------------------------|--------------------------|--------------------------|--------------------------|--------------------------|--------------------------|--------------------------|
| Section Times | 2:04.05 [6] (0:08.39) | 1:55.66 [3] (0:12.15) | 1:43.51 [4] (0:12.82) | 1:30.69 [5] (0:12.87) | 1:17.82 [4] (0:13.11) | 1:04.71 [4] (0:12.96) | 0:51.75 [4] (0:12.70) | 0:39.05 [5] (0:12.52) | 0:26.53 [7] (0:13.19) | 0:13.34 [7] (0:13.34) |
| Average Speed [km/h] | 43.0 | 59.3 | 55.9 | 55.6 | 54.9 | 55.5 | 56.7 | 57.6 | 54.5 | 54.2 |
| Top Speed [km/h] | 60.3 | 61.6 | 57.7 | 56.7 | 55.7 | 56.7 | 59.4 | 59.7 | 55.3 | 55.7 |
| Avg. Dist. to Rail [m] | 2.8 | 0.8 | 0.5 | 0.9 | 0.3 | 0.1 | 0.2 | 0.3 | 0.4 | 1.9 |
| Avg. Stride Freq. [Hz] | 2.2 | 2.4 | 2.3 | 2.3 | 2.2 | 2.2 | 2.3 | 2.3 | 2.3 | 2.3 |
| Avg. Stride Length [m] | 5.4 | 6.9 | 6.8 | 6.7 | 6.8 | 6.9 | 6.9 | 6.9 | 6.6 | 6.6 |



- [] Ranking at each section and finish
- .-.- No data available at this section
- NA No data available



| | |
|--------------------------------|-------------------|
| Horse/Jockey Name | Devine Falls |
| Final Rank | 7 |
| Fastest Section Time (Section) | 0:08.58 (Overall) |
| Top Speed [km/h] (Section) | 61.1 (600m) |
| Race State | Finished |



Aquis Park Gold Coast Poly QLD Professional

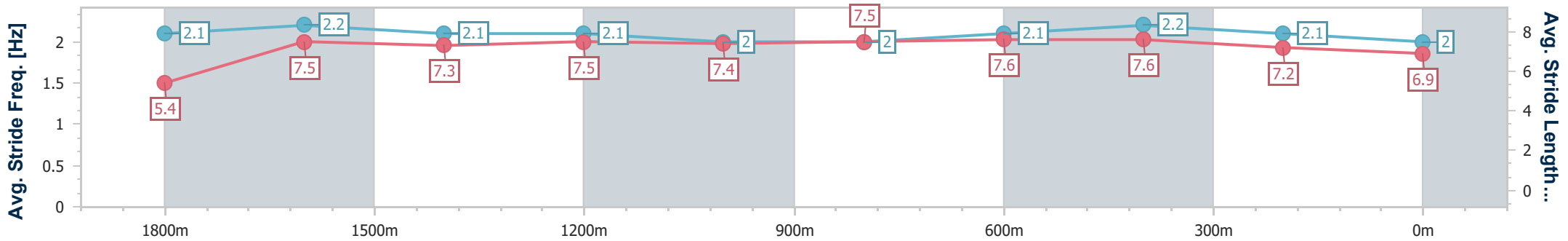
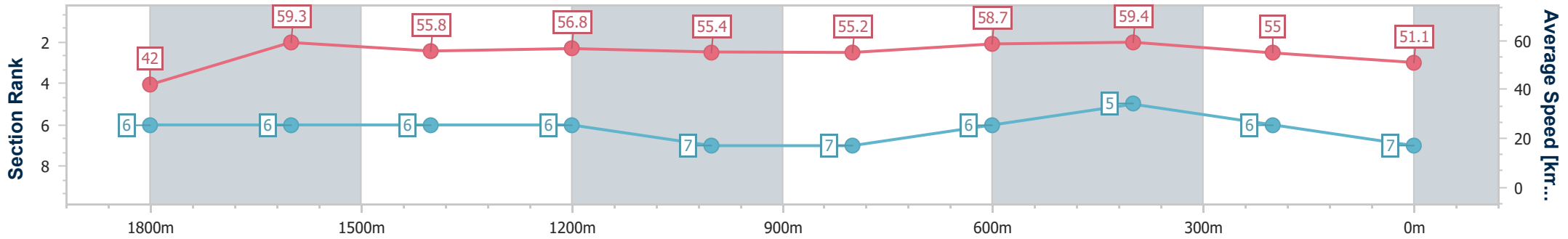
Race 6: AQUIS STALLIONS Maiden Handicap - 1900m



18 March 2023 - 16:10

Track Rating: Synthetic , Weather: Fine, Rail Position: True Entire

| Section | Overall | 1800m | 1600m | 1400m | 1200m | 1000m | 800m | 600m | 400m | 200m |
|------------------------|--------------------------|--------------------------|--------------------------|--------------------------|--------------------------|--------------------------|--------------------------|--------------------------|--------------------------|--------------------------|
| Section Times | 2:04.49 [7] (0:08.58) | 1:55.91 [6] (0:12.21) | 1:43.70 [6] (0:12.98) | 1:30.72 [6] (0:12.78) | 1:17.94 [6] (0:12.99) | 1:04.95 [7] (0:13.16) | 0:51.79 [7] (0:12.40) | 0:39.39 [6] (0:12.12) | 0:27.27 [5] (0:13.10) | 0:14.17 [6] (0:14.17) |
| Average Speed [km/h] | 42.0 | 59.3 | 55.8 | 56.8 | 55.4 | 55.2 | 58.7 | 59.4 | 55.0 | 51.1 |
| Top Speed [km/h] | 57.5 | 60.7 | 57.2 | 57.2 | 55.8 | 58.2 | 60.5 | 61.1 | 56.2 | 53.1 |
| Avg. Dist. to Rail [m] | 7.5 | 2.9 | 1.2 | 1.3 | 3.0 | 2.7 | 2.0 | 0.6 | 1.5 | 3.1 |
| Avg. Stride Freq. [Hz] | 2.1 | 2.2 | 2.1 | 2.1 | 2.0 | 2.0 | 2.1 | 2.2 | 2.1 | 2.0 |
| Avg. Stride Length [m] | 5.4 | 7.5 | 7.3 | 7.5 | 7.4 | 7.5 | 7.6 | 7.6 | 7.2 | 6.9 |



- [] Ranking at each section and finish
- .-.- No data available at this section
- NA No data available



| | |
|--------------------------------|-------------------|
| Horse/Jockey Name | Miss Mansfield |
| Final Rank | 8 |
| Fastest Section Time (Section) | 0:08.34 (Overall) |
| Top Speed [km/h] (Section) | 62.7 (1800m) |
| Race State | Finished |



Aquis Park Gold Coast Poly QLD Professional

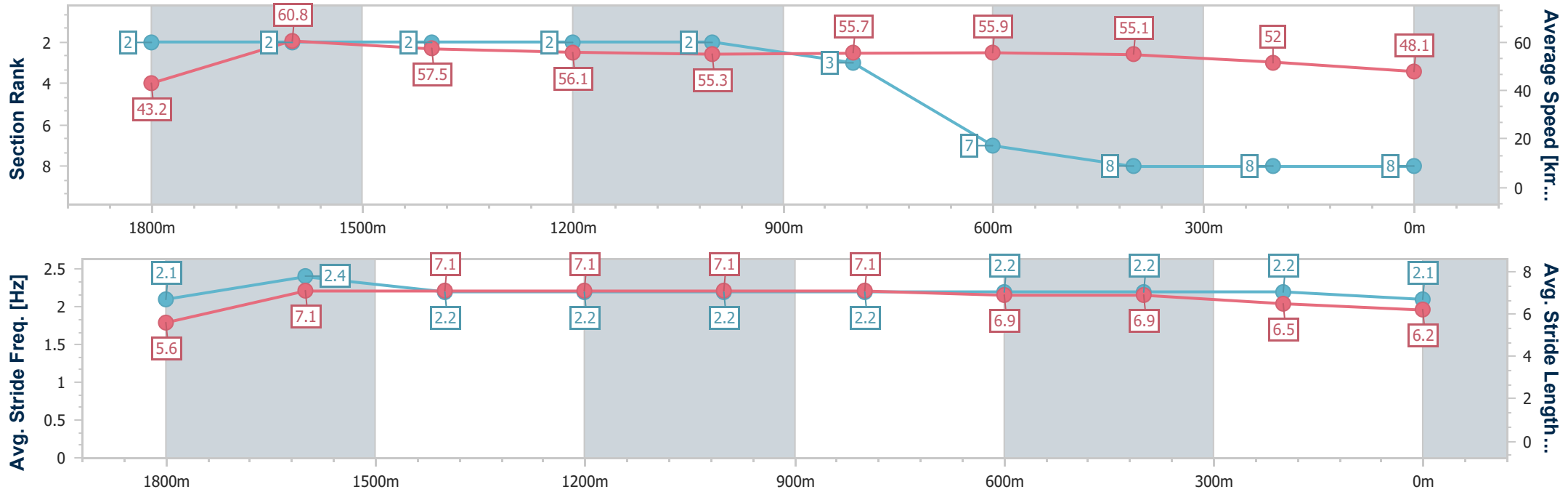
Race 6: AQUIS STALLIONS Maiden Handicap - 1900m



18 March 2023 - 16:10

Track Rating: Synthetic , Weather: Fine, Rail Position: True Entire

| Section | Overall | 1800m | 1600m | 1400m | 1200m | 1000m | 800m | 600m | 400m | 200m |
|------------------------|--------------------------|--------------------------|--------------------------|--------------------------|--------------------------|--------------------------|--------------------------|--------------------------|--------------------------|--------------------------|
| Section Times | 2:07.25 [8] (0:08.34) | 1:58.91 [2] (0:11.95) | 1:46.96 [2] (0:12.64) | 1:34.32 [2] (0:13.13) | 1:21.19 [2] (0:13.03) | 1:08.16 [2] (0:13.05) | 0:55.11 [3] (0:13.03) | 0:42.08 [7] (0:13.15) | 0:28.93 [8] (0:13.91) | 0:15.02 [8] (0:15.02) |
| Average Speed [km/h] | 43.2 | 60.8 | 57.5 | 56.1 | 55.3 | 55.7 | 55.9 | 55.1 | 52.0 | 48.1 |
| Top Speed [km/h] | 59.6 | 62.7 | 58.4 | 58.2 | 56.3 | 56.1 | 56.8 | 56.3 | 53.2 | 50.9 |
| Avg. Dist. to Rail [m] | 4.1 | 2.9 | 3.0 | 3.0 | 3.8 | 3.2 | 2.3 | 1.2 | 2.6 | 3.1 |
| Avg. Stride Freq. [Hz] | 2.1 | 2.4 | 2.2 | 2.2 | 2.2 | 2.2 | 2.2 | 2.2 | 2.2 | 2.1 |
| Avg. Stride Length [m] | 5.6 | 7.1 | 7.1 | 7.1 | 7.1 | 7.1 | 6.9 | 6.9 | 6.5 | 6.2 |



- [] Ranking at each section and finish
- .-.- No data available at this section
- NA No data available