



Toowoomba QLD Professional

Race 1: GREENRIDGE CONNECT BENCHMARK 60 Handicap - 1000m

18 March 2023 - 17:15



Track Rating: Good 4, Weather: Fine, Rail Position: +3m 800m-600m; +5m Rem

Section		Overall	800m	600m	400m	200m	Last 600m					
Field Times		0:59.02 (0:13.30)	0:45.72 (0:10.80)	0:34.92 (0:11.33)	0:23.59 (0:11.84)	0:11.75 (0:11.75)	0:34.92					
Rank	TAB Horse/Jockey	Barrier	Top Speed [km/h]	Fastest Section	Margin					Distance Travelled [m]		
1	2 RAVAGED AWARD Jake Molloy	1	68.5 800m	0:10.84 800m	0:59.02 [1] (0:13.63)	0:45.39 [5] (0:10.84)	0:34.55 [4] (0:11.32)	0:23.23 [3] (0:11.56)	0:11.67 [3] (0:11.67)	0:59.02	0:34.55	
2	8 KWAMI Matthew Powell	2	68.1 800m	0:10.95 800m	0:59.07 [2] (0:13.60)	0:45.47 [4] (0:10.95)	0:34.52 [5] (0:11.41)	0:23.11 [5] (0:11.41)	0:11.70 [1] (0:11.70)	0.2L	0:34.52	+4
3	10 SUPER LEAGUE Stacey Callow	7	67.2 Overall	0:11.04 800m	0:59.33 [3] (0:13.91)	0:45.42 [7] (0:11.04)	0:34.38 [8] (0:11.27)	0:23.11 [7] (0:11.35)	0:11.76 [6] (0:11.76)	1.7L	0:34.38	+10
4	4 ORACOLO Alisha Donald	8	67.6 800m	0:10.80 800m	0:59.40 [4] (0:14.21)	0:45.19 [9] (0:10.80)	0:34.39 [9] (0:11.21)	0:23.18 [9] (0:11.41)	0:11.77 [8] (0:11.77)	2L	0:34.39	+3
5	9 SONIC ARROW Georgina Cartwright	10	69.5 800m	0:10.78 800m	0:59.54 [5] (0:13.54)	0:46.00 [3] (0:10.78)	0:35.22 [3] (0:11.45)	0:23.77 [4] (0:11.60)	0:12.17 [4] (0:12.17)	2.8L	0:35.22	+4
6	5 LOVESON Noriyuki Masuda	6	67.7 800m	0:10.77 800m	0:59.58 [6] (0:13.93)	0:45.65 [8] (0:10.77)	0:34.88 [6] (0:11.36)	0:23.52 [6] (0:11.52)	0:12.00 [7] (0:12.00)	3L	0:34.88	+2
7	3 VICEMAN Paul Hamblin	4	67.3 800m	0:10.84 800m	0:59.88 [7] (0:13.35)	0:46.53 [2] (0:10.84)	0:35.69 [2] (0:11.40)	0:24.29 [2] (0:11.83)	0:12.46 [5] (0:12.46)	4.8L	0:35.69	-2
8	1 AMERICAN RED Tessa Townsend	9	69.3 Overall	0:10.80 800m	1:00.21 [8] (0:13.30)	0:46.91 [1] (0:10.80)	0:36.11 [1] (0:11.33)	0:24.78 [1] (0:11.84)	0:12.94 [2] (0:12.94)	6.6L	0:36.11	+6
9	6 OAKFIELD COMANCHE Nicole Vuille	11	68.3 800m	0:10.88 800m	1:00.28 [9] (0:14.25)	0:46.03 [10] (0:10.88)	0:35.15 [10] (0:11.60)	0:23.55 [10] (0:11.62)	0:11.93 [10] (0:11.93)	6.9L	0:35.15	+7
10	7 WHISTLIN' ARROW Karl Zechner	5	66.1 800m	0:11.01 800m	1:00.73 [10] (0:13.74)	0:46.99 [6] (0:11.01)	0:35.98 [7] (0:11.45)	0:24.53 [8] (0:11.75)	0:12.78 [9] (0:12.78)	9.4L	0:35.98	+4

Scratched: Better Than Roses (#11)

Report Created: Sat 18 March 2023 17:50 GMT+10 (Note: Timing is based on position data)

Page 1/11

[] Ranking at each section and finish
 -:-:- No data available at this section
 NA No data available

SCN Saddle cloth number
 DNF Did not finish
 DNT Did not track

data processed by TRIPLESDATA



Horse/Jockey Name	Ravaged Award
Final Rank	1
Fastest Section Time (Section)	0:10.84 (800m)
Top Speed [km/h] (Section)	68.5 (800m)
Race State	Finished



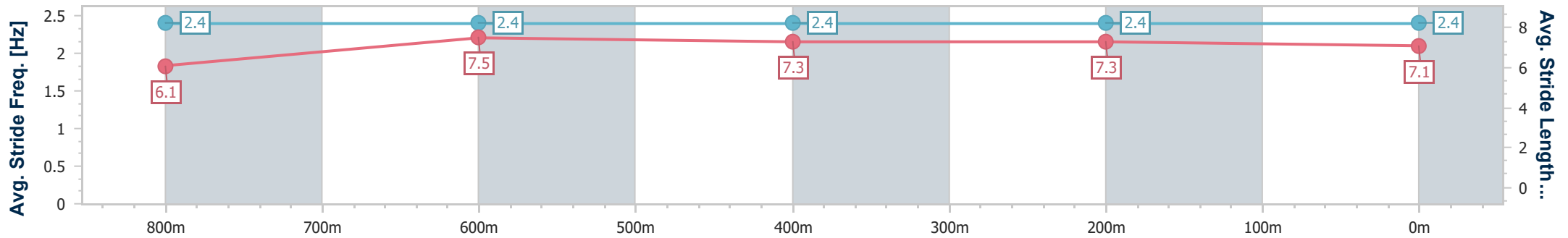
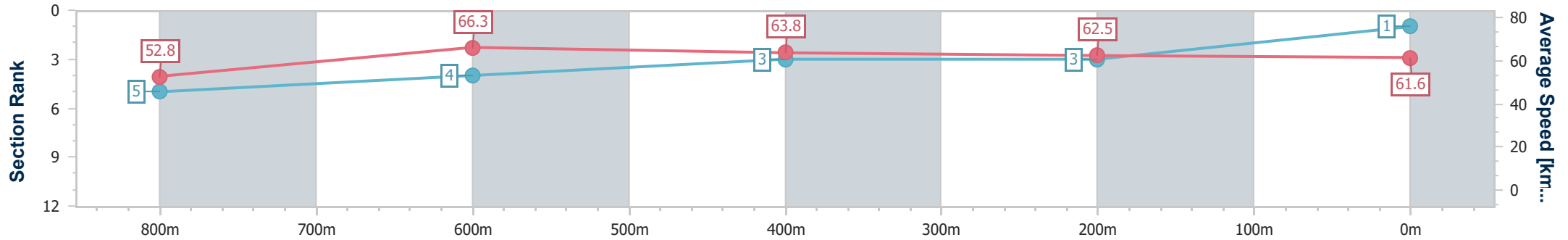
Toowoomba QLD Professional
Race 1: GREENRIDGE CONNECT BENCHMARK 60 Handicap - 1000m



18 March 2023 - 17:15

Track Rating: Good 4, Weather: Fine, Rail Position: +3m 800m-600m; +5m Rem

Section	Overall	800m	600m	400m	200m
Section Times	0:59.02 [1] (0:13.63)	0:45.39 [5] (0:10.84)	0:34.55 [4] (0:11.32)	0:23.23 [3] (0:11.56)	0:11.67 [3] (0:11.67)
Average Speed [km/h]	52.8	66.3	63.8	62.5	61.6
Top Speed [km/h]	66.8	68.5	66.8	64.3	61.9
Avg. Dist. to Rail [m]	0.9	0.9	0.5	1.0	0.7
Avg. Stride Freq. [Hz]	2.4	2.4	2.4	2.4	2.4
Avg. Stride Length [m]	6.1	7.5	7.3	7.3	7.1



- [] Ranking at each section and finish
- .-.- No data available at this section
- NA No data available



Horse/Jockey Name	Kwami
Final Rank	2
Fastest Section Time (Section)	0:10.95 (800m)
Top Speed [km/h] (Section)	68.1 (800m)
Race State	Finished



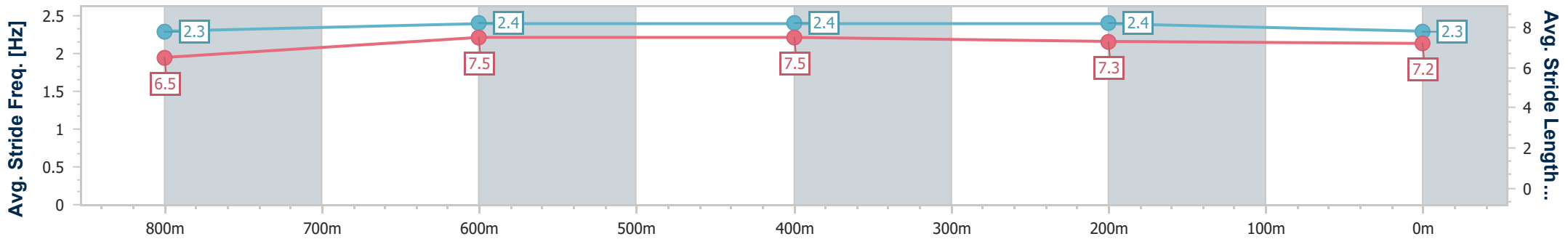
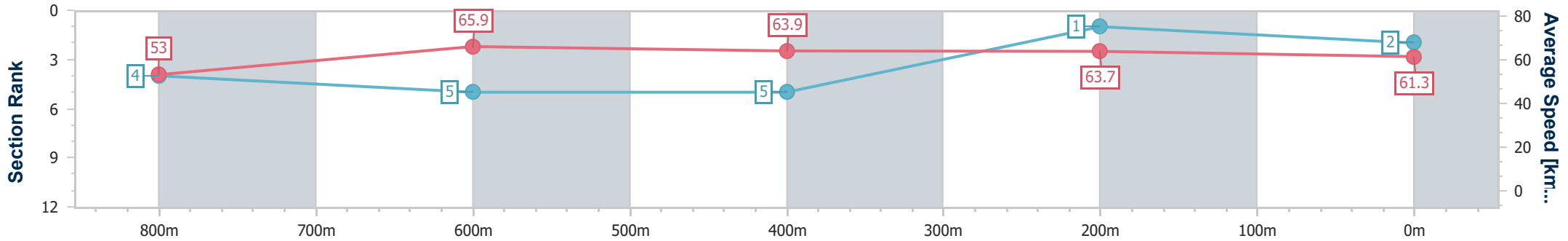
Toowoomba QLD Professional
Race 1: GREENRIDGE CONNECT BENCHMARK 60 Handicap - 1000m



18 March 2023 - 17:15

Track Rating: Good 4, Weather: Fine, Rail Position: +3m 800m-600m; +5m Rem

Section	Overall	800m	600m	400m	200m
Section Times	0:59.07 [2] (0:13.60)	0:45.47 [4] (0:10.95)	0:34.52 [5] (0:11.41)	0:23.11 [5] (0:11.41)	0:11.70 [1] (0:11.70)
Average Speed [km/h]	53.0	65.9	63.9	63.7	61.3
Top Speed [km/h]	65.8	68.1	65.8	64.5	63.6
Avg. Dist. to Rail [m]	0.5	1.4	2.1	2.8	1.5
Avg. Stride Freq. [Hz]	2.3	2.4	2.4	2.4	2.3
Avg. Stride Length [m]	6.5	7.5	7.5	7.3	7.2



- [] Ranking at each section and finish
- .-.- No data available at this section
- NA No data available



Horse/Jockey Name	Super League
Final Rank	3
Fastest Section Time (Section)	0:11.04 (800m)
Top Speed [km/h] (Section)	67.2 (Overall)
Race State	Finished



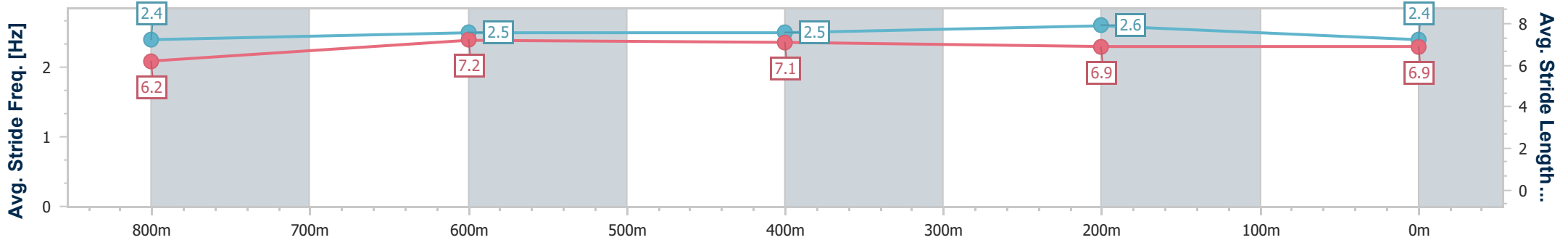
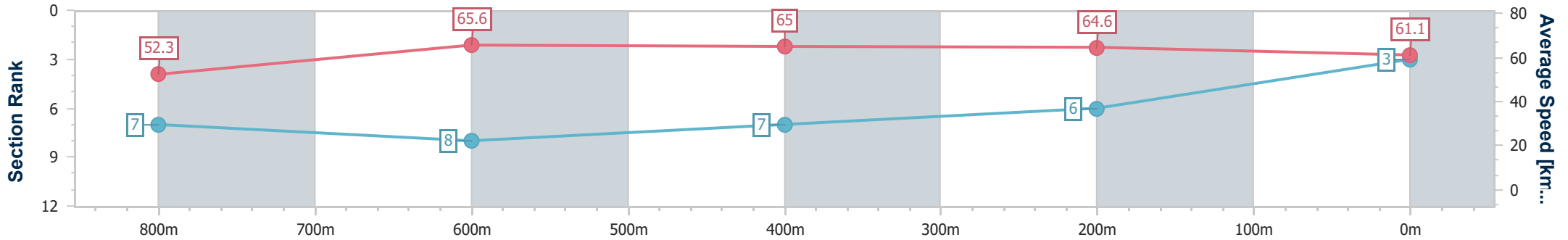
Toowoomba QLD Professional
Race 1: GREENRIDGE CONNECT BENCHMARK 60 Handicap - 1000m



18 March 2023 - 17:15

Track Rating: Good 4, Weather: Fine, Rail Position: +3m 800m-600m; +5m Rem

Section	Overall	800m	600m	400m	200m
Section Times	0:59.33 [3] (0:13.91)	0:45.42 [7] (0:11.04)	0:34.38 [8] (0:11.27)	0:23.11 [7] (0:11.35)	0:11.76 [6] (0:11.76)
Average Speed [km/h]	52.3	65.6	65.0	64.6	61.1
Top Speed [km/h]	67.2	66.5	66.0	66.1	63.8
Avg. Dist. to Rail [m]	4.8	2.0	3.2	5.3	4.2
Avg. Stride Freq. [Hz]	2.4	2.5	2.5	2.6	2.4
Avg. Stride Length [m]	6.2	7.2	7.1	6.9	6.9



- [] Ranking at each section and finish
- .-.- No data available at this section
- NA No data available



Horse/Jockey Name	Oracolo
Final Rank	4
Fastest Section Time (Section)	0:10.80 (800m)
Top Speed [km/h] (Section)	67.6 (800m)
Race State	Finished



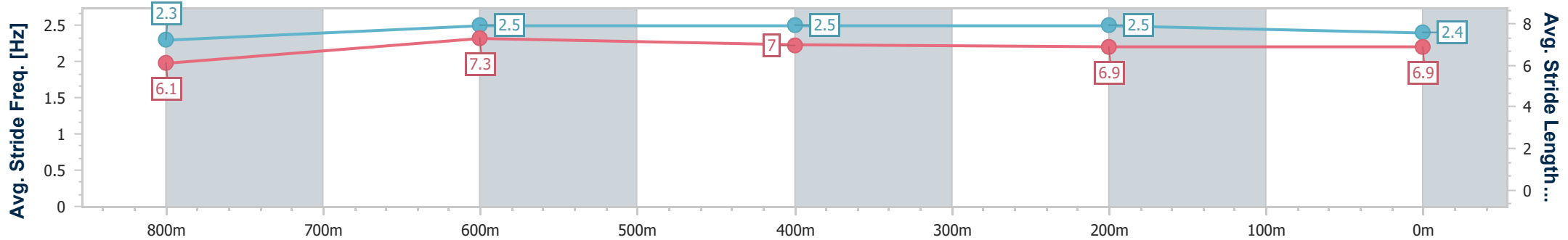
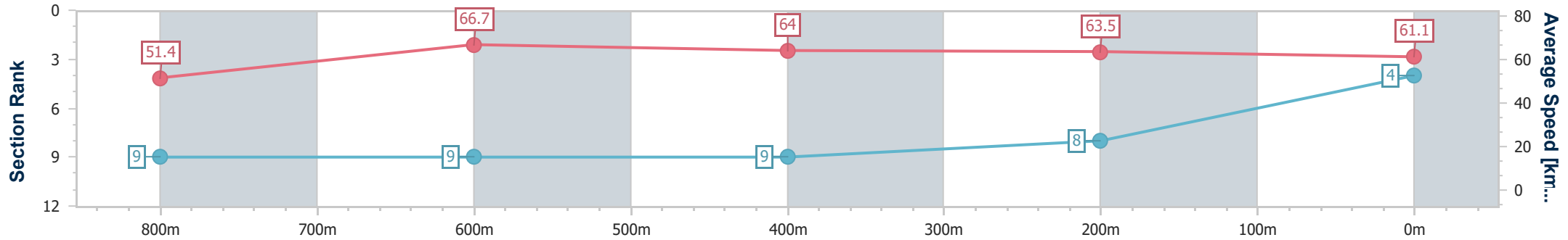
Toowoomba QLD Professional
Race 1: GREENRIDGE CONNECT BENCHMARK 60 Handicap - 1000m



18 March 2023 - 17:15

Track Rating: Good 4, Weather: Fine, Rail Position: +3m 800m-600m; +5m Rem

Section	Overall	800m	600m	400m	200m
Section Times	0:59.40 [4] (0:14.21)	0:45.19 [9] (0:10.80)	0:34.39 [9] (0:11.21)	0:23.18 [9] (0:11.41)	0:11.77 [8] (0:11.77)
Average Speed [km/h]	51.4	66.7	64.0	63.5	61.1
Top Speed [km/h]	67.2	67.6	66.1	65.5	63.8
Avg. Dist. to Rail [m]	6.2	0.6	0.6	1.8	2.8
Avg. Stride Freq. [Hz]	2.3	2.5	2.5	2.5	2.4
Avg. Stride Length [m]	6.1	7.3	7.0	6.9	6.9



- [] Ranking at each section and finish
- .-.- No data available at this section
- NA No data available



Horse/Jockey Name	Sonic Arrow
Final Rank	5
Fastest Section Time (Section)	0:10.78 (800m)
Top Speed [km/h] (Section)	69.5 (800m)
Race State	Finished



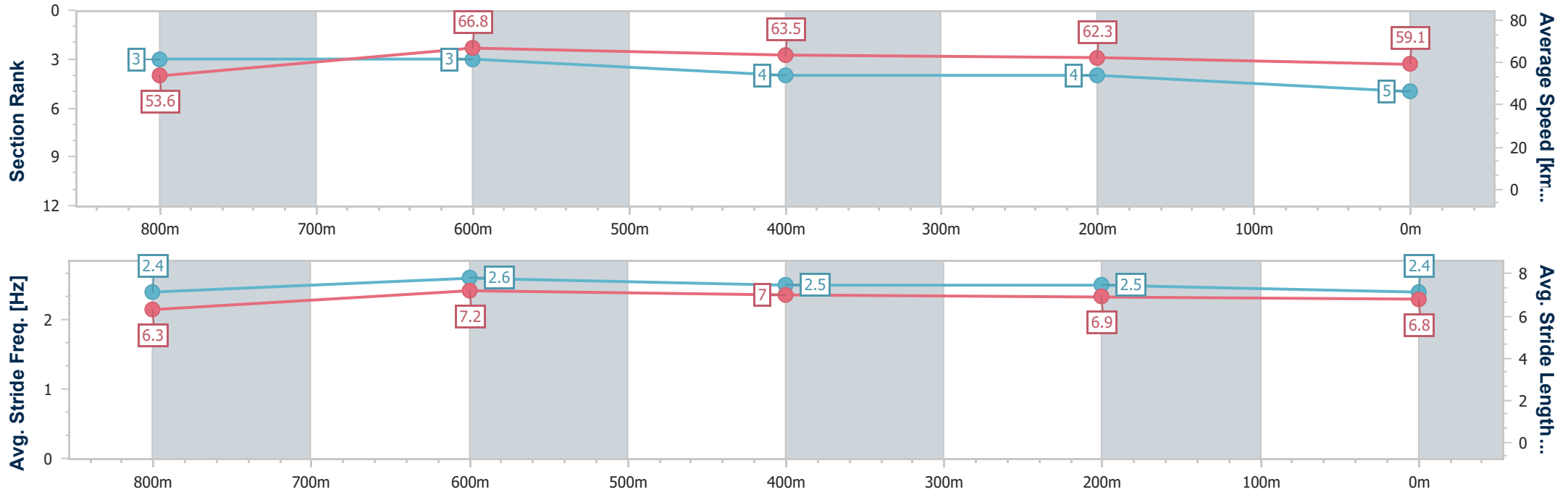
Toowoomba QLD Professional
Race 1: GREENRIDGE CONNECT BENCHMARK 60 Handicap - 1000m



18 March 2023 - 17:15

Track Rating: Good 4, Weather: Fine, Rail Position: +3m 800m-600m; +5m Rem

Section	Overall	800m	600m	400m	200m
Section Times	0:59.54 [5] (0:13.54)	0:46.00 [3] (0:10.78)	0:35.22 [3] (0:11.45)	0:23.77 [4] (0:11.60)	0:12.17 [4] (0:12.17)
Average Speed [km/h]	53.6	66.8	63.5	62.3	59.1
Top Speed [km/h]	68.0	69.5	65.3	63.9	61.0
Avg. Dist. to Rail [m]	4.8	0.3	1.7	1.2	1.3
Avg. Stride Freq. [Hz]	2.4	2.6	2.5	2.5	2.4
Avg. Stride Length [m]	6.3	7.2	7.0	6.9	6.8



- [] Ranking at each section and finish
- .-.- No data available at this section
- NA No data available



Horse/Jockey Name	Loveson
Final Rank	6
Fastest Section Time (Section)	0:10.77 (800m)
Top Speed [km/h] (Section)	67.7 (800m)
Race State	Finished



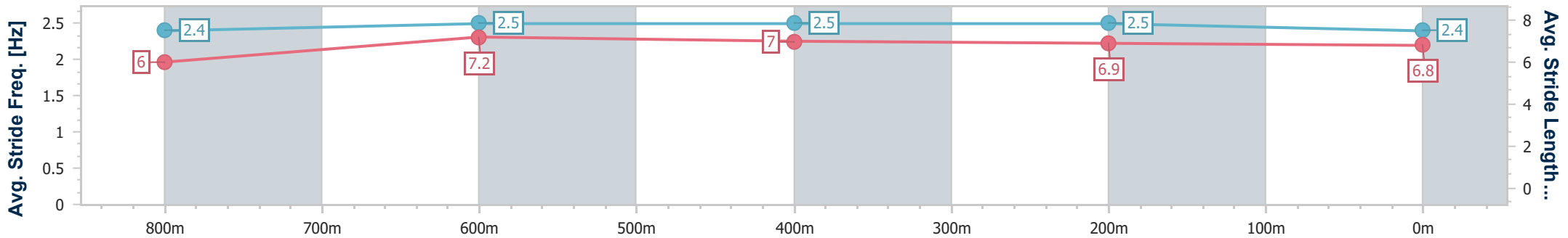
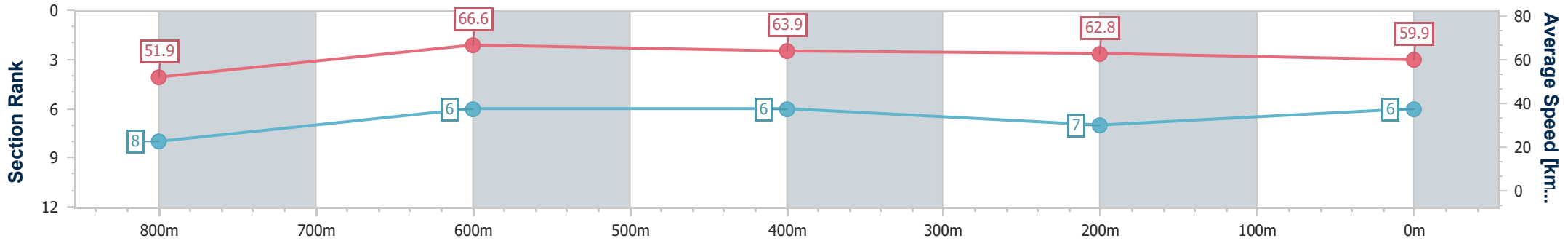
Toowoomba QLD Professional
Race 1: GREENRIDGE CONNECT BENCHMARK 60 Handicap - 1000m



18 March 2023 - 17:15

Track Rating: Good 4, Weather: Fine, Rail Position: +3m 800m-600m; +5m Rem

Section	Overall	800m	600m	400m	200m
Section Times	0:59.58 [6] (0:13.93)	0:45.65 [8] (0:10.77)	0:34.88 [6] (0:11.36)	0:23.52 [6] (0:11.52)	0:12.00 [7] (0:12.00)
Average Speed [km/h]	51.9	66.6	63.9	62.8	59.9
Top Speed [km/h]	66.9	67.7	66.2	64.5	61.2
Avg. Dist. to Rail [m]	2.7	1.1	1.9	1.4	0.4
Avg. Stride Freq. [Hz]	2.4	2.5	2.5	2.5	2.4
Avg. Stride Length [m]	6.0	7.2	7.0	6.9	6.8



- [] Ranking at each section and finish
- .-.- No data available at this section
- NA No data available



Horse/Jockey Name	Viceman
Final Rank	7
Fastest Section Time (Section)	0:10.84 (800m)
Top Speed [km/h] (Section)	67.3 (800m)
Race State	Finished



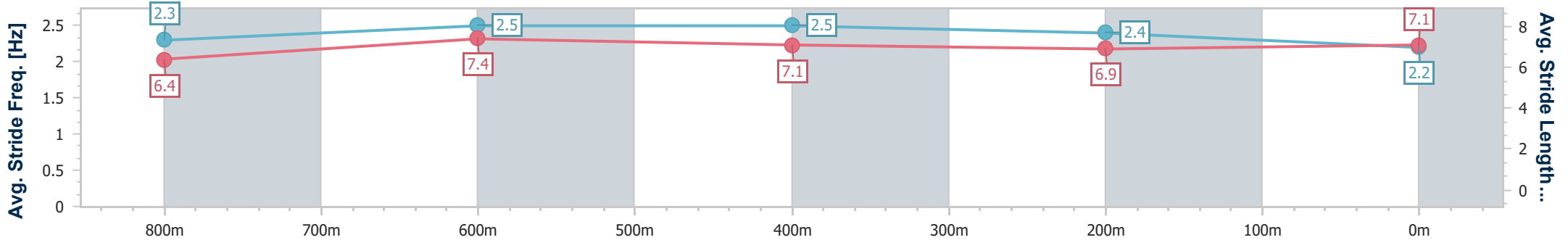
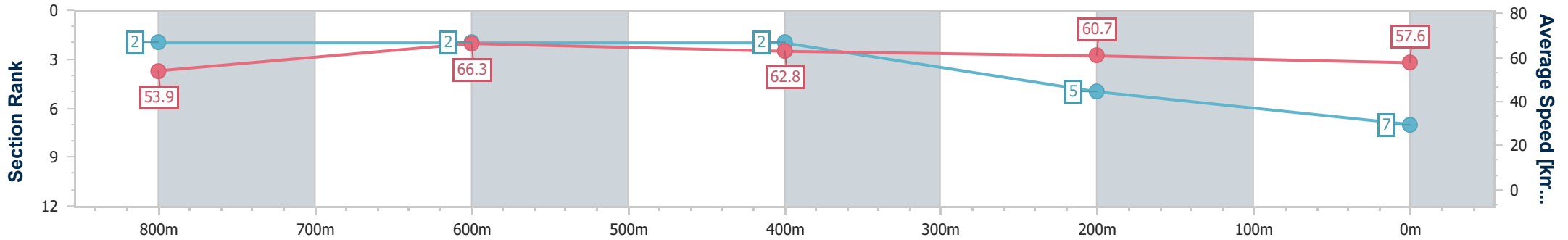
Toowoomba QLD Professional
Race 1: GREENRIDGE CONNECT BENCHMARK 60 Handicap - 1000m



18 March 2023 - 17:15

Track Rating: Good 4, Weather: Fine, Rail Position: +3m 800m-600m; +5m Rem

Section	Overall	800m	600m	400m	200m
Section Times	0:59.88 [7] (0:13.35)	0:46.53 [2] (0:10.84)	0:35.69 [2] (0:11.40)	0:24.29 [2] (0:11.83)	0:12.46 [5] (0:12.46)
Average Speed [km/h]	53.9	66.3	62.8	60.7	57.6
Top Speed [km/h]	67.0	67.3	65.7	62.4	59.5
Avg. Dist. to Rail [m]	0.7	0.5	1.0	0.8	0.4
Avg. Stride Freq. [Hz]	2.3	2.5	2.5	2.4	2.2
Avg. Stride Length [m]	6.4	7.4	7.1	6.9	7.1



- [] Ranking at each section and finish
- .-.- No data available at this section
- NA No data available



Horse/Jockey Name	American Red
Final Rank	8
Fastest Section Time (Section)	0:10.80 (800m)
Top Speed [km/h] (Section)	69.3 (Overall)
Race State	Finished



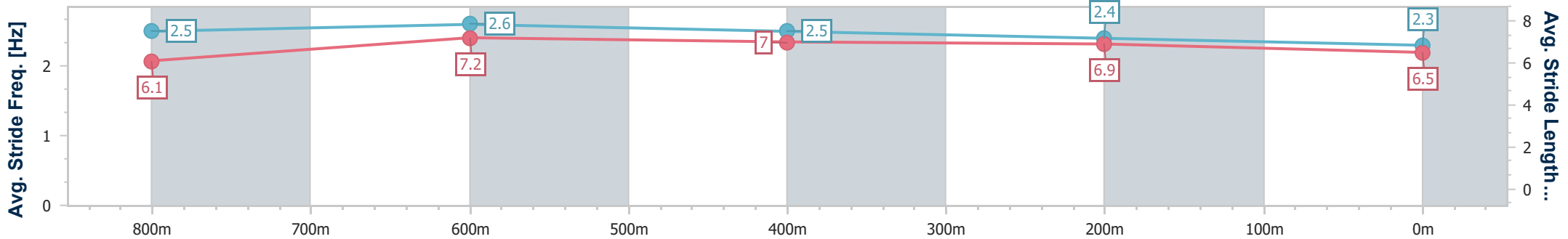
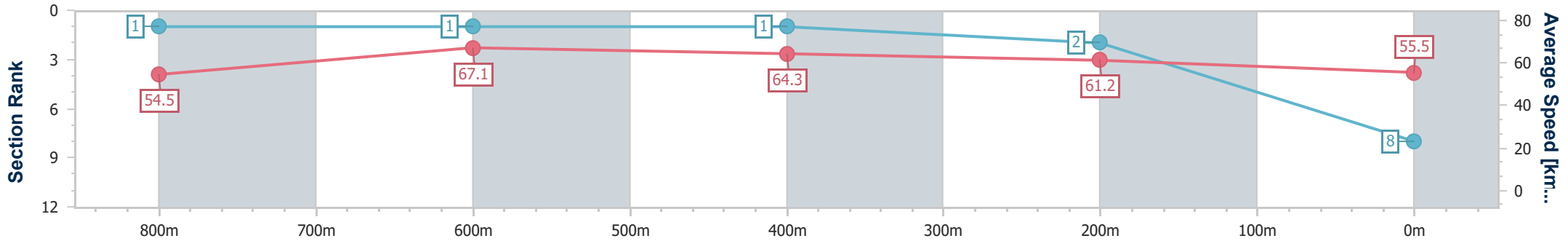
Toowoomba QLD Professional
Race 1: GREENRIDGE CONNECT BENCHMARK 60 Handicap - 1000m



18 March 2023 - 17:15

Track Rating: Good 4, Weather: Fine, Rail Position: +3m 800m-600m; +5m Rem

Section	Overall	800m	600m	400m	200m
Section Times	1:00.21 [8] (0:13.30)	0:46.91 [1] (0:10.80)	0:36.11 [1] (0:11.33)	0:24.78 [1] (0:11.84)	0:12.94 [2] (0:12.94)
Average Speed [km/h]	54.5	67.1	64.3	61.2	55.5
Top Speed [km/h]	69.3	68.8	65.4	63.8	58.8
Avg. Dist. to Rail [m]	4.2	2.3	2.2	1.9	1.2
Avg. Stride Freq. [Hz]	2.5	2.6	2.5	2.4	2.3
Avg. Stride Length [m]	6.1	7.2	7.0	6.9	6.5



- [] Ranking at each section and finish
- .-.- No data available at this section
- NA No data available



Horse/Jockey Name	Oakfield Comanche
Final Rank	9
Fastest Section Time (Section)	0:10.88 (800m)
Top Speed [km/h] (Section)	68.3 (800m)
Race State	Finished



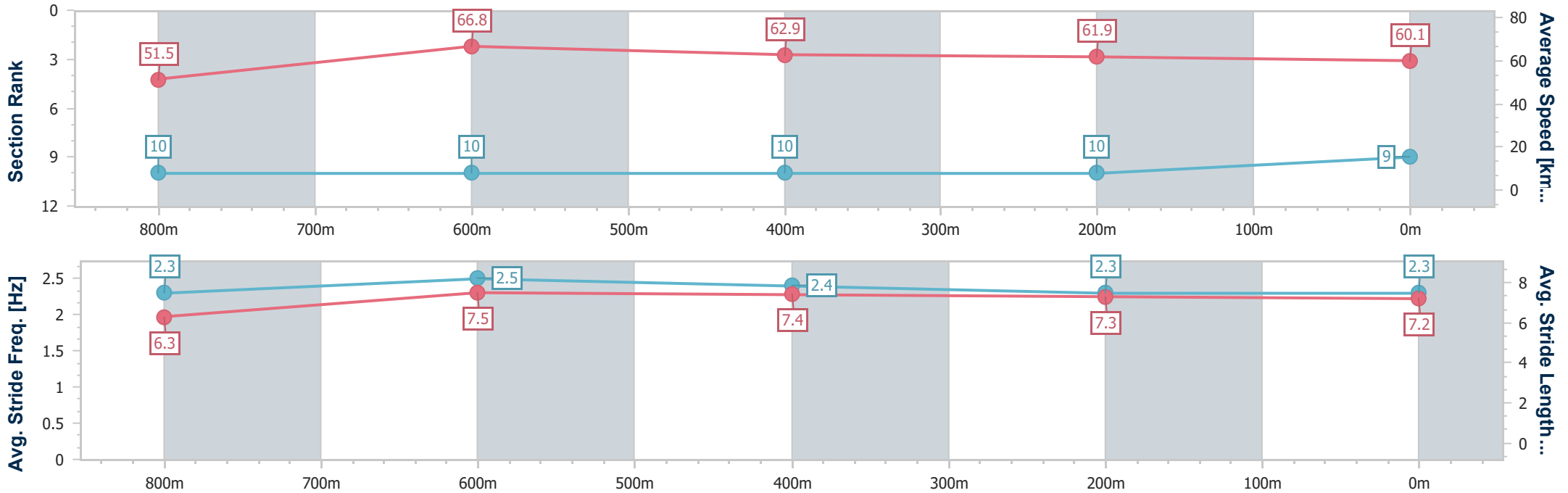
Toowoomba QLD Professional
Race 1: GREENRIDGE CONNECT BENCHMARK 60 Handicap - 1000m



18 March 2023 - 17:15

Track Rating: Good 4, Weather: Fine, Rail Position: +3m 800m-600m; +5m Rem

Section	Overall	800m	600m	400m	200m
Section Times	1:00.28 [9] (0:14.25)	0:46.03 [10] (0:10.88)	0:35.15 [10] (0:11.60)	0:23.55 [10] (0:11.62)	0:11.93 [10] (0:11.93)
Average Speed [km/h]	51.5	66.8	62.9	61.9	60.1
Top Speed [km/h]	68.2	68.3	66.4	62.7	61.3
Avg. Dist. to Rail [m]	7.9	2.9	2.4	0.5	0.8
Avg. Stride Freq. [Hz]	2.3	2.5	2.4	2.3	2.3
Avg. Stride Length [m]	6.3	7.5	7.4	7.3	7.2



- [] Ranking at each section and finish
- .-.- No data available at this section
- NA No data available



Horse/Jockey Name	Whistlin' Arrow
Final Rank	10
Fastest Section Time (Section)	0:11.01 (800m)
Top Speed [km/h] (Section)	66.1 (800m)
Race State	Finished



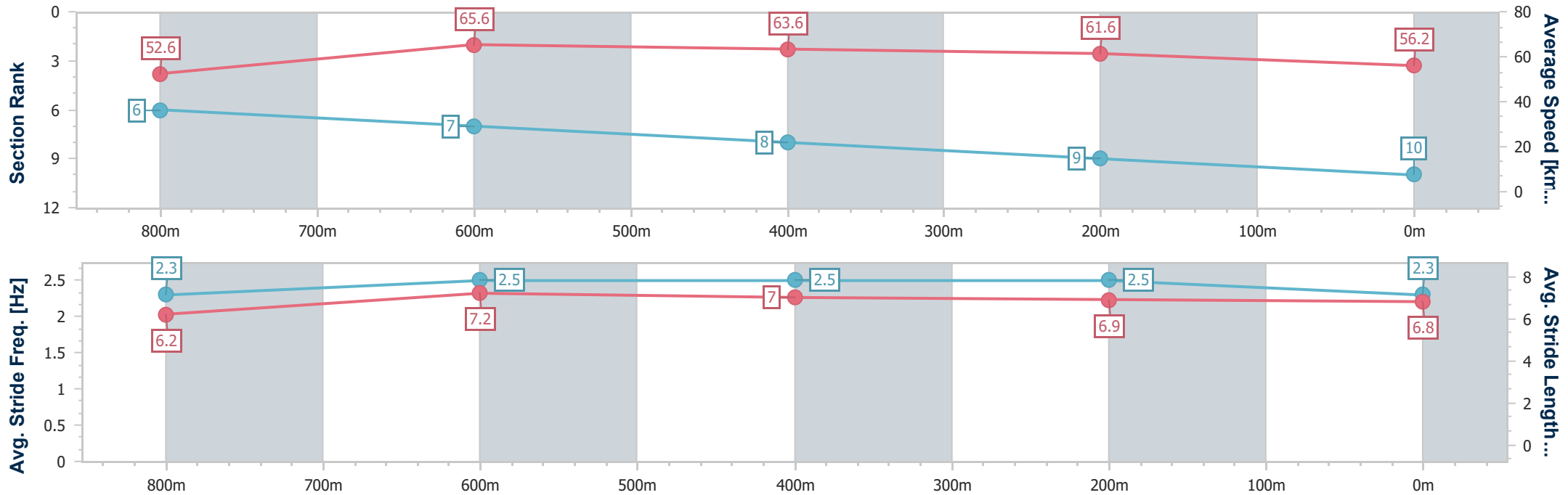
Toowoomba QLD Professional
Race 1: GREENRIDGE CONNECT BENCHMARK 60 Handicap - 1000m



18 March 2023 - 17:15

Track Rating: Good 4, Weather: Fine, Rail Position: +3m 800m-600m; +5m Rem

Section	Overall	800m	600m	400m	200m
Section Times	1:00.73 [10] (0:13.74)	0:46.99 [6] (0:11.01)	0:35.98 [7] (0:11.45)	0:24.53 [8] (0:11.75)	0:12.78 [9] (0:12.78)
Average Speed [km/h]	52.6	65.6	63.6	61.6	56.2
Top Speed [km/h]	64.3	66.1	65.4	64.9	58.7
Avg. Dist. to Rail [m]	1.9	1.3	1.9	1.7	1.5
Avg. Stride Freq. [Hz]	2.3	2.5	2.5	2.5	2.3
Avg. Stride Length [m]	6.2	7.2	7.0	6.9	6.8



- [] Ranking at each section and finish
- .-.- No data available at this section
- NA No data available