



Toowoomba QLD Professional

Race 7: SPRAY BLAST INSPECT BENCHMARK 58 Handicap - 1875m

18 March 2023 - 21:05



Track Rating: Good 3, Weather: Fine, Rail Position: +3m 800m-600m;+5m rem

Section	Field Times	Overall	1600m	1400m	1200m	1000m	800m	600m	Last 600m				
		1:57.46 (0:18.30)	1:39.16 (0:10.65)	1:28.51 (0:11.79)	1:16.72 (0:12.45)	1:04.27 (0:12.86)	0:51.41 (0:12.73)	0:38.68 (0:13.17)	0:00.00				
Rank	TAB Horse/Jockey	Barrier	Top Speed [km/h]	Fastest Section						Distance Travelled [m]			
1	3 LUCASAYD Anthony Allen	7	Data was not able to be tracked for this horse		-:--:-	-:--:-	-:--:-	-:--:-	-:--:-	-:--:-	----		
2	1 BERNIE'S TIGER Paul Hamblin	1	66.3 1600m	0:11.03 1600m	1:57.46 [2] (0:18.97)	1:38.49 [4] (0:11.03)	1:27.46 [4] (0:11.69)	1:15.77 [4] (0:12.42)	1:03.35 [4] (0:12.92)	0:50.43 [4] (0:12.60)	0:37.83 [4] (0:12.70)	0:37.83	--
3	2 BUMP'N'RUN Luke Tarrant	4	68.5 Overall	0:10.98 1600m	1:59.46 [3] (0:18.33)	1:41.13 [2] (0:10.98)	1:30.15 [2] (0:11.67)	1:18.48 [2] (0:12.41)	1:06.07 [2] (0:12.94)	0:53.13 [2] (0:12.76)	0:40.37 [2] (0:13.02)	0:40.37	--
4	5 BLAVATSKY Jake Molloy	5	69.7 Overall	0:10.65 1600m	1:59.93 [4] (0:18.30)	1:41.63 [1] (0:10.65)	1:30.98 [1] (0:11.79)	1:19.19 [1] (0:12.45)	1:06.74 [1] (0:12.86)	0:53.88 [1] (0:12.73)	0:41.15 [1] (0:13.17)	0:41.15	--
5	7 CONSULAR Tessa Townsend	2	67.1 1600m	0:10.98 1600m	2:00.20 [5] (0:18.34)	1:41.86 [3] (0:10.98)	1:30.88 [3] (0:11.94)	1:18.94 [3] (0:12.59)	1:06.35 [3] (0:12.99)	0:53.36 [3] (0:12.69)	0:40.67 [3] (0:13.49)	0:40.67	--
6	6 GIRRAMAY Nozi Tomizawa	6	66.5 1600m	0:10.88 1600m	2:00.30 [6] (0:19.72)	1:40.58 [5] (0:10.88)	1:29.70 [5] (0:11.38)	1:18.32 [5] (0:12.27)	1:06.05 [5] (0:12.97)	0:53.08 [5] (0:12.62)	0:40.46 [5] (0:13.24)	0:40.46	--

Scratched: Jeronimos (#4)

[] Ranking at each section and finish
 -:--:- No data available at this section
 NA No data available

SCN Saddle cloth number
 DNF Did not finish
 DNT Did not track



Toowoomba QLD Professional

Race 7: SPRAY BLAST INSPECT BENCHMARK 58 Handicap - 1875m

18 March 2023 - 21:05



Track Rating: Good 3, Weather: Fine, Rail Position: +3m 800m-600m;+5m rem

Section						400m	200m					
Field Times						0:25.51 (0:12.88)	0:12.63 (0:12.63)				Last 600m 0:00.00	
Rank	TAB	Horse/Jockey	Barrier	Top Speed [km/h]	Fastest Section		Margin	Margin			Distance Travelled [m]	
1	3	LUCASAYD Anthony Allen	7	Data was not able to be tracked for this horse		-:--:--	-:--:--	1:57.41			-:--:--	----
2	1	BERNIE'S TIGER Paul Hamblin	1	66.3 1600m	0:11.03 1600m	0:25.13 [3] (0:12.50)	0:12.63 [1] (0:12.63)	0.2L			0:37.83	--
3	2	BUMP'N'RUN Luke Tarrant	4	68.5 Overall	0:10.98 1600m	0:27.35 [2] (0:13.46)	0:13.89 [3] (0:13.89)	12L			0:40.37	--
4	5	BLAVATSKY Jake Molloy	5	69.7 Overall	0:10.65 1600m	0:27.98 [1] (0:13.56)	0:14.42 [2] (0:14.42)	14.5L			0:41.15	--
5	7	CONSULAR Tessa Townsend	2	67.1 1600m	0:10.98 1600m	0:27.18 [4] (0:13.70)	0:13.48 [5] (0:13.48)	16L			0:40.67	--
6	6	GIRRAMAY Nozi Tomizawa	6	66.5 1600m	0:10.88 1600m	0:27.22 [5] (0:13.50)	0:13.72 [4] (0:13.72)	16.5L			0:40.46	--

Scratched: Jeronimos (#4)



Horse/Jockey Name	Bernie's Tiger
Final Rank	2
Fastest Section Time (Section)	0:11.03 (1600m)
Top Speed [km/h] (Section)	66.3 (1600m)
Race State	Finished



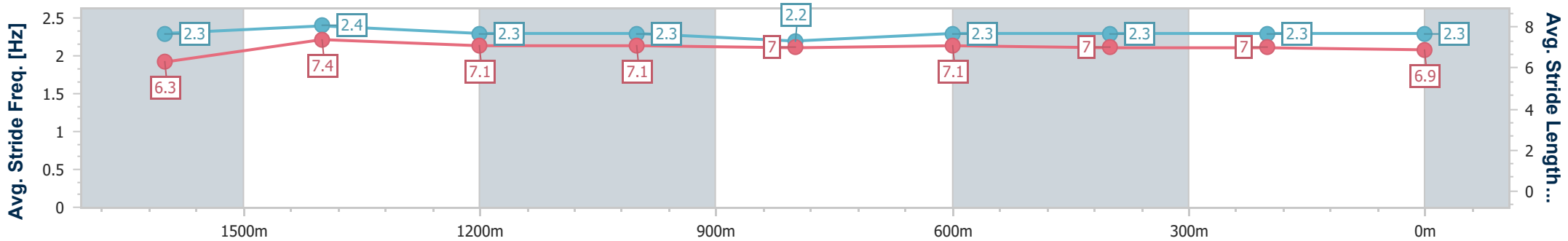
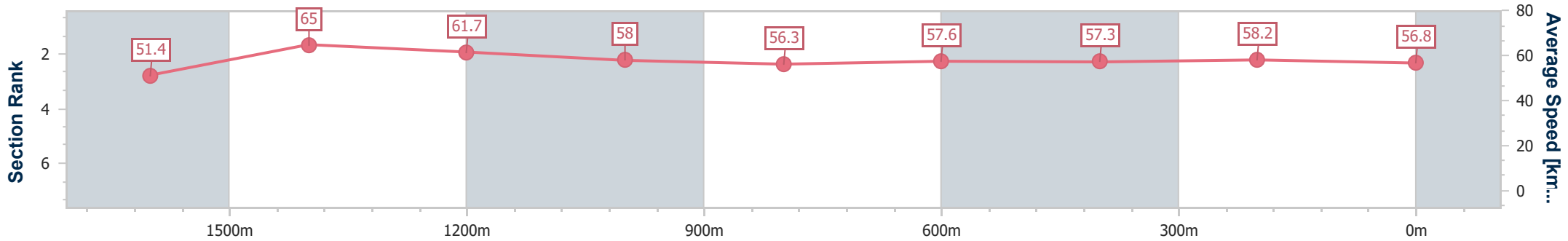
Toowoomba QLD Professional
Race 7: SPRAY BLAST INSPECT BENCHMARK 58 Handicap - 1875m



18 March 2023 - 21:05

Track Rating: Good 3, Weather: Fine, Rail Position: +3m 800m-600m;+5m rem

Section	Overall	1600m	1400m	1200m	1000m	800m	600m	400m	200m
Section Times	1:57.46 [2] (0:18.97)	1:38.49 [4] (0:11.03)	1:27.46 [4] (0:11.69)	1:15.77 [4] (0:12.42)	1:03.35 [4] (0:12.92)	0:50.43 [4] (0:12.60)	0:37.83 [4] (0:12.70)	0:25.13 [3] (0:12.50)	0:12.63 [1] (0:12.63)
Average Speed [km/h]	51.4	65.0	61.7	58.0	56.3	57.6	57.3	58.2	56.8
Top Speed [km/h]	65.4	66.3	65.5	59.2	57.2	58.3	58.4	58.8	58.8
Avg. Dist. to Rail [m]	3.2	1.0	0.5	1.2	2.5	2.4	2.3	2.7	2.2
Avg. Stride Freq. [Hz]	2.3	2.4	2.3	2.3	2.2	2.3	2.3	2.3	2.3
Avg. Stride Length [m]	6.3	7.4	7.1	7.1	7.0	7.1	7.0	7.0	6.9



- [] Ranking at each section and finish
- .-.- No data available at this section
- NA No data available



Horse/Jockey Name	Bump'n'run
Final Rank	3
Fastest Section Time (Section)	0:10.98 (1600m)
Top Speed [km/h] (Section)	68.5 (Overall)
Race State	Finished



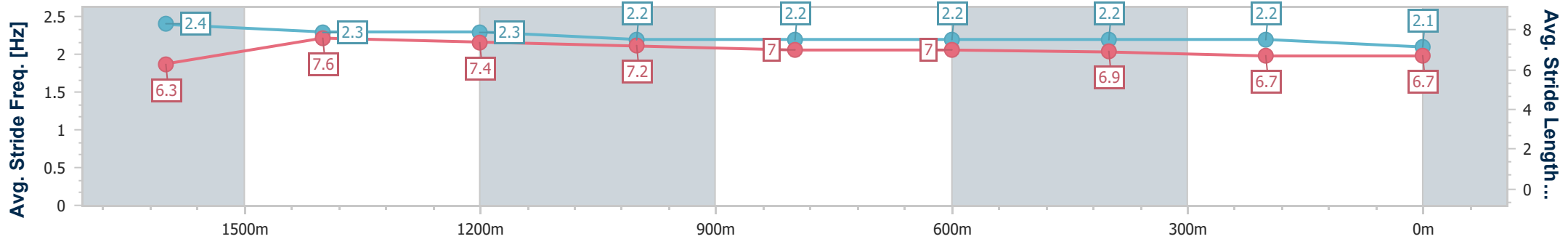
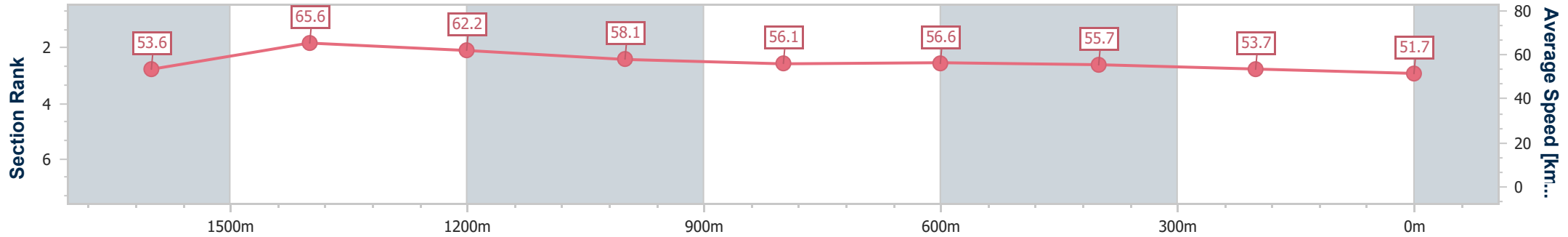
Toowoomba QLD Professional
Race 7: SPRAY BLAST INSPECT BENCHMARK 58 Handicap - 1875m



18 March 2023 - 21:05

Track Rating: Good 3, Weather: Fine, Rail Position: +3m 800m-600m;+5m rem

Section	Overall	1600m	1400m	1200m	1000m	800m	600m	400m	200m			
Section Times	1:59.46 [3] (0:18.33)	1:41.13 [2] (0:10.98)	1:30.15 [2] (0:11.67)	1:18.48 [2] (0:12.41)	1:06.07 [2] (0:12.94)	0:53.13 [2] (0:12.76)	0:40.37 [2] (0:13.02)	0:27.35 [2] (0:13.46)	0:13.89 [3] (0:13.89)			
Average Speed [km/h]	53.6	65.6	62.2	58.1	56.1	56.6	55.7	53.7	51.7			
Top Speed [km/h]	68.5	66.9	67.1	59.6	57.1	57.0	57.0	54.9	53.2			
Avg. Dist. to Rail [m]	1.9	0.4	1.9	2.9	2.3	1.4	1.1	1.3	1.2			
Avg. Stride Freq. [Hz]	2.4	2.3	2.3	2.2	2.2	2.2	2.2	2.2	2.1			
Avg. Stride Length [m]	6.3	7.6	7.4	7.2	7.0	7.0	6.9	6.7	6.7			



- [] Ranking at each section and finish
- .-.- No data available at this section
- NA No data available



Horse/Jockey Name	Blavatsky
Final Rank	4
Fastest Section Time (Section)	0:10.65 (1600m)
Top Speed [km/h] (Section)	69.7 (Overall)
Race State	Finished



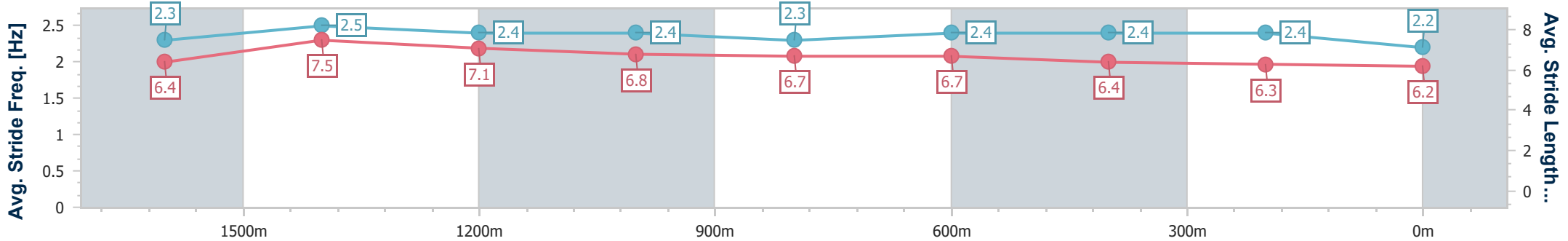
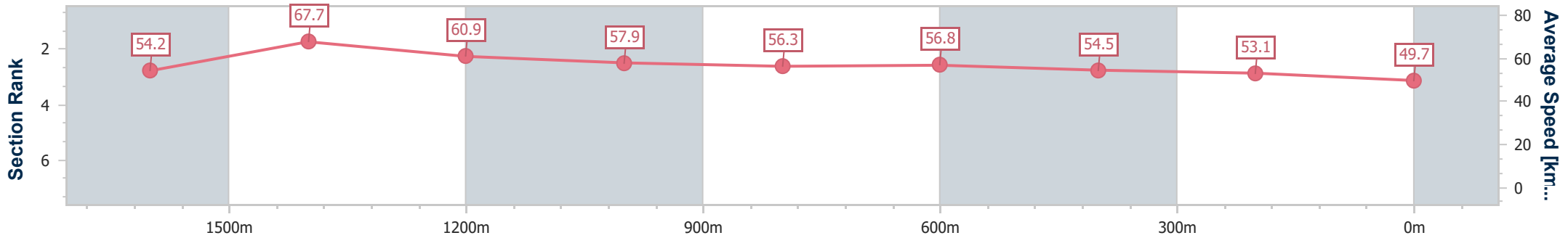
Toowoomba QLD Professional
Race 7: SPRAY BLAST INSPECT BENCHMARK 58 Handicap - 1875m



18 March 2023 - 21:05

Track Rating: Good 3, Weather: Fine, Rail Position: +3m 800m-600m;+5m rem

Section	Overall	1600m	1400m	1200m	1000m	800m	600m	400m	200m
Section Times	1:59.93 [4] (0:18.30)	1:41.63 [1] (0:10.65)	1:30.98 [1] (0:11.79)	1:19.19 [1] (0:12.45)	1:06.74 [1] (0:12.86)	0:53.88 [1] (0:12.73)	0:41.15 [1] (0:13.17)	0:27.98 [1] (0:13.56)	0:14.42 [2] (0:14.42)
Average Speed [km/h]	54.2	67.7	60.9	57.9	56.3	56.8	54.5	53.1	49.7
Top Speed [km/h]	69.7	69.6	64.0	59.2	57.3	58.0	55.8	55.2	52.2
Avg. Dist. to Rail [m]	2.2	0.7	1.1	1.3	1.5	1.2	0.5	0.6	0.3
Avg. Stride Freq. [Hz]	2.3	2.5	2.4	2.4	2.3	2.4	2.4	2.4	2.2
Avg. Stride Length [m]	6.4	7.5	7.1	6.8	6.7	6.7	6.4	6.3	6.2



- [] Ranking at each section and finish
- .-.- No data available at this section
- NA No data available



Horse/Jockey Name	Consular
Final Rank	5
Fastest Section Time (Section)	0:10.98 (1600m)
Top Speed [km/h] (Section)	67.1 (1600m)
Race State	Finished



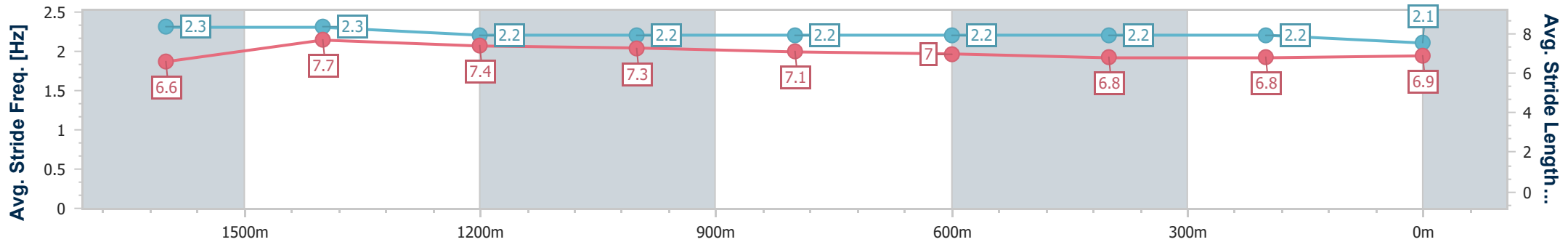
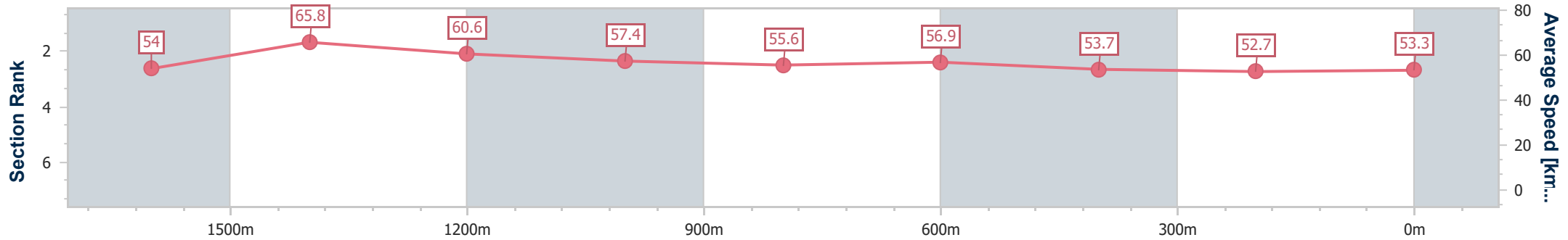
Toowoomba QLD Professional
Race 7: SPRAY BLAST INSPECT BENCHMARK 58 Handicap - 1875m



18 March 2023 - 21:05

Track Rating: Good 3, Weather: Fine, Rail Position: +3m 800m-600m;+5m rem

Section	Overall	1600m	1400m	1200m	1000m	800m	600m	400m	200m
Section Times	2:00.20 [5] (0:18.34)	1:41.86 [3] (0:10.98)	1:30.88 [3] (0:11.94)	1:18.94 [3] (0:12.59)	1:06.35 [3] (0:12.99)	0:53.36 [3] (0:12.69)	0:40.67 [3] (0:13.49)	0:27.18 [4] (0:13.70)	0:13.48 [5] (0:13.48)
Average Speed [km/h]	54.0	65.8	60.6	57.4	55.6	56.9	53.7	52.7	53.3
Top Speed [km/h]	66.9	67.1	63.9	58.1	57.2	58.3	57.1	53.9	54.4
Avg. Dist. to Rail [m]	1.5	0.6	1.2	1.5	0.8	1.1	1.0	1.1	0.6
Avg. Stride Freq. [Hz]	2.3	2.3	2.2	2.2	2.2	2.2	2.2	2.2	2.1
Avg. Stride Length [m]	6.6	7.7	7.4	7.3	7.1	7.0	6.8	6.8	6.9



- [] Ranking at each section and finish
- .-.- No data available at this section
- NA No data available



Horse/Jockey Name	Girramay
Final Rank	6
Fastest Section Time (Section)	0:10.88 (1600m)
Top Speed [km/h] (Section)	66.5 (1600m)
Race State	Finished



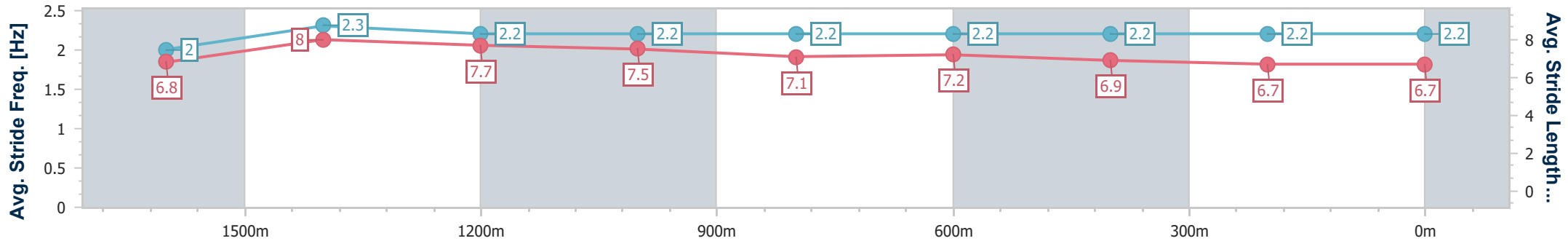
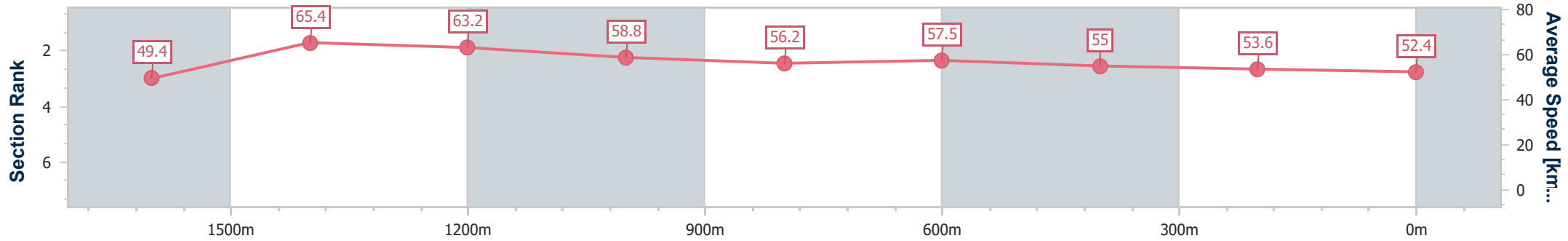
Toowoomba QLD Professional
Race 7: SPRAY BLAST INSPECT BENCHMARK 58 Handicap - 1875m



18 March 2023 - 21:05

Track Rating: Good 3, Weather: Fine, Rail Position: +3m 800m-600m;+5m rem

Section	Overall	1600m	1400m	1200m	1000m	800m	600m	400m	200m
Section Times	2:00.30 [6] (0:19.72)	1:40.58 [5] (0:10.88)	1:29.70 [5] (0:11.38)	1:18.32 [5] (0:12.27)	1:06.05 [5] (0:12.97)	0:53.08 [5] (0:12.62)	0:40.46 [5] (0:13.24)	0:27.22 [5] (0:13.50)	0:13.72 [4] (0:13.72)
Average Speed [km/h]	49.4	65.4	63.2	58.8	56.2	57.5	55.0	53.6	52.4
Top Speed [km/h]	64.8	66.5	65.2	60.9	57.8	58.2	56.7	54.0	53.0
Avg. Dist. to Rail [m]	3.7	3.1	1.1	2.5	3.5	2.4	2.3	1.2	1.7
Avg. Stride Freq. [Hz]	2.0	2.3	2.2	2.2	2.2	2.2	2.2	2.2	2.2
Avg. Stride Length [m]	6.8	8.0	7.7	7.5	7.1	7.2	6.9	6.7	6.7



- [] Ranking at each section and finish
- .-.- No data available at this section
- NA No data available



Horse/Jockey Name	Lucasayd
Final Rank	1
Fastest Section Time (Section)	-:--:--
Top Speed [km/h] (Section)	--.-
Race State	DidNotTrack



Toowoomba QLD Professional
 Race 7: SPRAY BLAST INSPECT BENCHMARK 58 Handicap - 1875m



18 March 2023 - 21:05

Track Rating: Good 3, Weather: Fine, Rail Position: +3m 800m-600m;+5m rem

Section	Overall	1600m	1400m	1200m	1000m	800m	600m	400m	200m				
Section Times	-:--:--	-:--:--	-:--:--	-:--:--	-:--:--	-:--:--	-:--:--	-:--:--	-:--:--	-:--:--			
Average Speed [km/h]	--.-	--.-	--.-	--.-	--.-	--.-	--.-	--.-	--.-	--.-			
Top Speed [km/h]	--.-	--.-	--.-	--.-	--.-	--.-	--.-	--.-	--.-	--.-			
Avg. Dist. to Rail [m]	--	--	--	--	--	--	--	--	--	--			
Avg. Stride Freq. [Hz]	--.-	--.-	--.-	--.-	--.-	--.-	--.-	--.-	--.-	--.-			
Avg. Stride Length [m]	--.-	--.-	--.-	--.-	--.-	--.-	--.-	--.-	--.-	--.-			

- [] Ranking at each section and finish
- :--:-- No data available at this section
- NA No data available