



Doomben QLD Professional
Race 1: SOUTHS SPORTS CLUB QTIS Three-Year-Old BENCHMARK 68
Handicap - 1350m
22 March 2023 - 13:06



Track Rating: Soft 6, Weather: Overcast, Rail Position: +7m Entire Course

Section		Overall	1200m	1000m	800m	600m	400m	Last 600m				
Field Times		1:20.21 (0:10.73)	1:09.48 (0:10.95)	0:58.53 (0:11.44)	0:47.09 (0:11.97)	0:35.12 (0:11.93)	0:23.19 (0:11.29)	0:35.12				
Rank	TAB Horse/Jockey	Barrier	Top Speed [km/h]	Fastest Section	Distance Travelled [m]							
1	1 CRANKY HARRY Corey Bayliss	3	66.1 1200m	0:10.99 Overall	1:20.21 [1] (0:10.99)	1:09.22 [3] (0:11.00)	0:58.22 [3] (0:11.55)	0:46.67 [3] (0:11.84)	0:34.83 [3] (0:11.78)	0:23.05 [3] (0:11.27)	0:34.83	
2	4 CRIPPS TONITE Damien Thornton	5	66.7 1200m	0:10.73 Overall	1:20.52 [2] (0:10.73)	1:09.79 [1] (0:10.95)	0:58.84 [1] (0:11.44)	0:47.40 [1] (0:11.97)	0:35.43 [1] (0:11.93)	0:23.50 [1] (0:11.29)	0:35.43	+1
3	3 BOOM SHOT James Orman	2	66.1 1200m	0:10.99 1200m	1:20.64 [3] (0:11.37)	1:09.27 [6] (0:10.99)	0:58.28 [6] (0:11.57)	0:46.71 [6] (0:11.88)	0:34.83 [6] (0:11.58)	0:23.25 [4] (0:11.25)	0:34.83	+4
4	8 JUMP'N FLY Angela Jones	6	65.8 1200m	0:10.91 Overall	1:20.88 [4] (0:10.91)	1:09.97 [2] (0:11.06)	0:58.91 [2] (0:11.45)	0:47.46 [2] (0:11.89)	0:35.57 [2] (0:11.87)	0:23.70 [2] (0:11.30)	0:35.57	-1
5	6 SPOOKY SPIRIT Jaden Lloyd	1	66.4 1200m	0:11.01 1200m	1:20.88 [5] (0:11.30)	1:09.58 [5] (0:11.01)	0:58.57 [5] (0:11.55)	0:47.02 [5] (0:11.77)	0:35.25 [5] (0:11.72)	0:23.53 [6] (0:11.39)	0:35.25	+1
6	7 STILL READY Boris Thornton	4	66.7 1200m	0:11.02 1200m	1:21.08 [6] (0:11.04)	1:10.04 [4] (0:11.02)	0:59.02 [4] (0:11.52)	0:47.50 [4] (0:11.90)	0:35.60 [4] (0:11.80)	0:23.80 [5] (0:11.28)	0:35.60	+7
7	5 MEDIA SCANDAL Jim Byrne	7	65.6 1200m	0:11.17 1200m	1:21.08 [7] (0:11.49)	1:09.59 [7] (0:11.17)	0:58.42 [7] (0:11.49)	0:46.93 [7] (0:11.71)	0:35.22 [7] (0:11.68)	0:23.54 [7] (0:11.31)	0:35.22	+5

Scratched: Zhuang Shi (#2)



Doomben QLD Professional
Race 1: SOUTHS SPORTS CLUB QTIS Three-Year-Old BENCHMARK 68
Handicap - 1350m
22 March 2023 - 13:06



Track Rating: Soft 6, Weather: Overcast, Rail Position: +7m Entire Course

Section				200m				Last 600m	
Field Times				0:11.90 (0:11.90)				0:35.12	
Rank	TAB Horse/Jockey	Barrier	Top Speed [km/h]	Fastest Section	Margin				Distance Travelled [m]
1	1 CRANKY HARRY Corey Bayliss	3	66.1 1200m	0:10.99 Overall	0:11.78 [3] (0:11.78)	1:20.21		0:34.83	
2	4 CRIPPS TONITE Damien Thornton	5	66.7 1200m	0:10.73 Overall	0:12.21 [1] (0:12.21)	1.82L		0:35.43	+1
3	3 BOOM SHOT James Orman	2	66.1 1200m	0:10.99 1200m	0:12.00 [4] (0:12.00)	2.51L		0:34.83	+4
4	8 JUMP'N FLY Angela Jones	6	65.8 1200m	0:10.91 Overall	0:12.40 [2] (0:12.40)	3.91L		0:35.57	-1
5	6 SPOOKY SPIRIT Jaden Lloyd	1	66.4 1200m	0:11.01 1200m	0:12.14 [6] (0:12.14)	3.92L		0:35.25	+1
6	7 STILL READY Boris Thornton	4	66.7 1200m	0:11.02 1200m	0:12.52 [5] (0:12.52)	5.09L		0:35.60	+7
7	5 MEDIA SCANDAL Jim Byrne	7	65.6 1200m	0:11.17 1200m	0:12.23 [7] (0:12.23)	5.12L		0:35.22	+5

Scratched: Zhuang Shi (#2)



Horse/Jockey Name	Cranky Harry
Final Rank	1
Fastest Section Time (Section)	0:10.99 (Overall)
Top Speed [km/h] (Section)	66.1 (1200m)
Race State	Finished



Doomben QLD Professional
Race 1: SOUTHS SPORTS CLUB QTIS Three-Year-Old
BENCHMARK 68 Handicap - 1350m

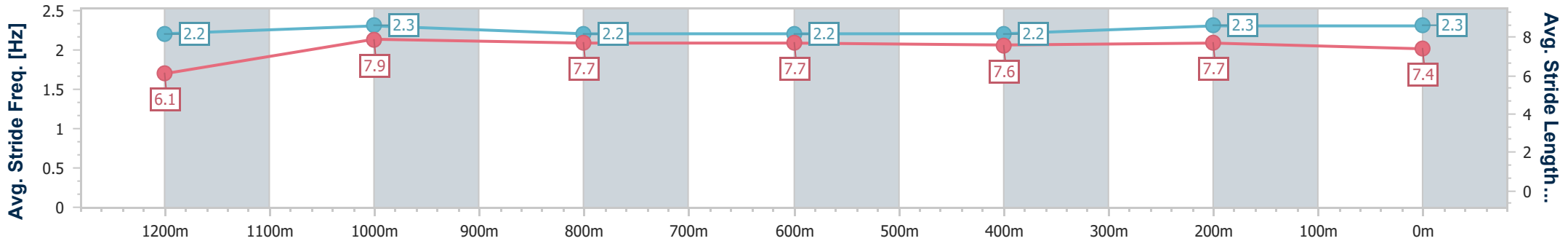
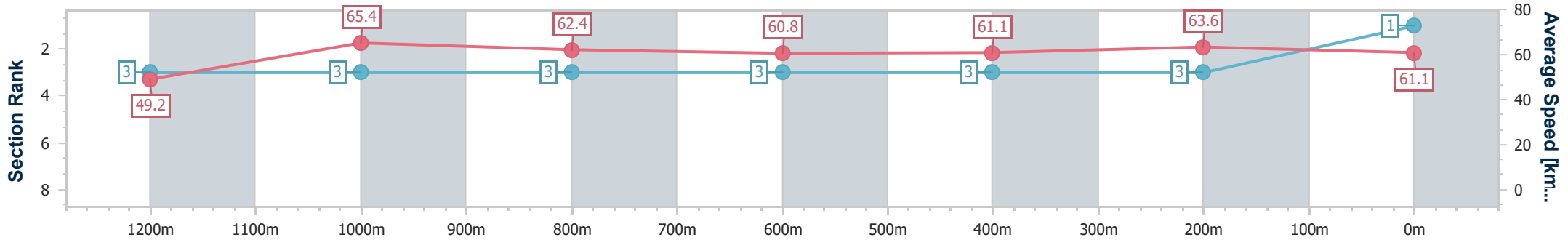
22 March 2023 - 13:06

Track Rating: Soft 6, Weather: Overcast, Rail Position: +7m Entire Course



BRISBANE
RACING CLUB

Section	Overall	1200m	1000m	800m	600m	400m	200m
Section Times	1:20.21 [1] (0:10.99)	1:09.22 [3] (0:11.00)	0:58.22 [3] (0:11.55)	0:46.67 [3] (0:11.84)	0:34.83 [3] (0:11.78)	0:23.05 [3] (0:11.27)	0:11.78 [3] (0:11.78)
Average Speed [km/h]	49.2	65.4	62.4	60.8	61.1	63.6	61.1
Top Speed [km/h]	64.6	66.1	64.7	61.7	61.8	64.9	63.5
Avg. Dist. to Rail [m]	2.5	0.2	0.2	0.4	0.5	1.0	1.3
Avg. Stride Freq. [Hz]	2.2	2.3	2.2	2.2	2.2	2.3	2.3
Avg. Stride Length [m]	6.1	7.9	7.7	7.7	7.6	7.7	7.4



- [] Ranking at each section and finish
- .-.- No data available at this section
- NA No data available



Horse/Jockey Name	Cripps Tonite
Final Rank	2
Fastest Section Time (Section)	0:10.73 (Overall)
Top Speed [km/h] (Section)	66.7 (1200m)
Race State	Finished



Doomben QLD Professional
Race 1: SOUTHS SPORTS CLUB QTIS Three-Year-Old
BENCHMARK 68 Handicap - 1350m

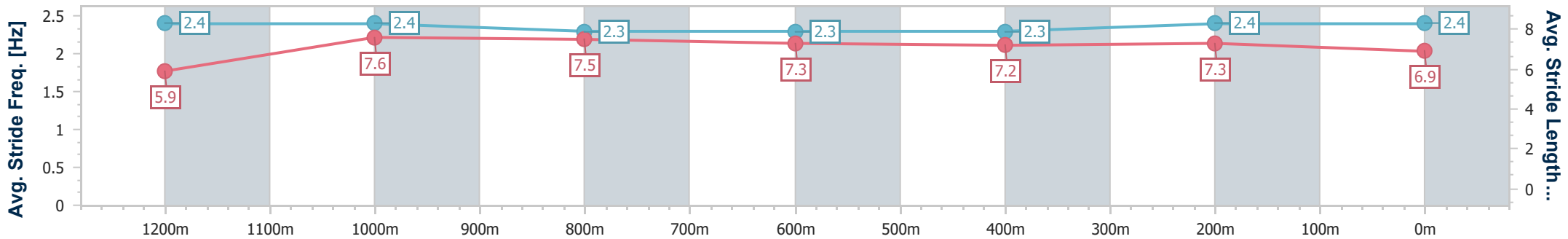
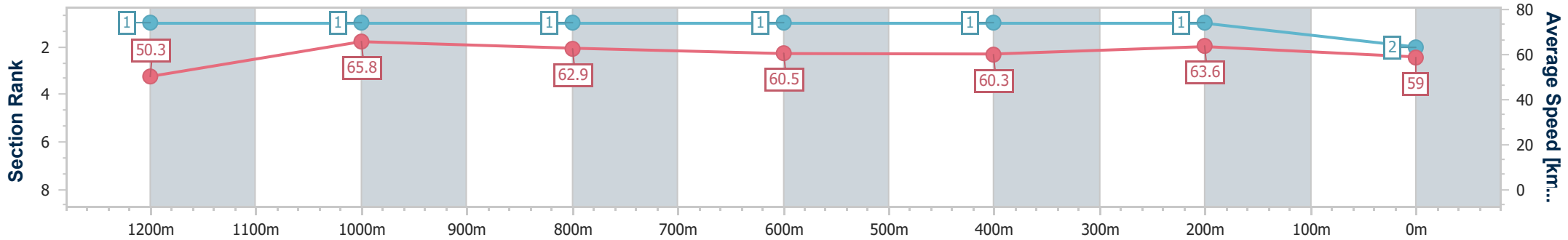
22 March 2023 - 13:06

Track Rating: Soft 6, Weather: Overcast, Rail Position: +7m Entire Course



BRISBANE
RACING CLUB

Section	Overall	1200m	1000m	800m	600m	400m	200m
Section Times	1:20.52 [2] (0:10.73)	1:09.79 [1] (0:10.95)	0:58.84 [1] (0:11.44)	0:47.40 [1] (0:11.97)	0:35.43 [1] (0:11.93)	0:23.50 [1] (0:11.29)	0:12.21 [1] (0:12.21)
Average Speed [km/h]	50.3	65.8	62.9	60.5	60.3	63.6	59.0
Top Speed [km/h]	65.7	66.7	64.7	61.7	62.2	65.1	62.5
Avg. Dist. to Rail [m]	3.6	0.4	0.4	1.2	1.1	2.1	0.7
Avg. Stride Freq. [Hz]	2.4	2.4	2.3	2.3	2.3	2.4	2.4
Avg. Stride Length [m]	5.9	7.6	7.5	7.3	7.2	7.3	6.9



- [] Ranking at each section and finish
- .-.- No data available at this section
- NA No data available



Horse/Jockey Name	Boom Shot
Final Rank	3
Fastest Section Time (Section)	0:10.99 (1200m)
Top Speed [km/h] (Section)	66.1 (1200m)
Race State	Finished



Doomben QLD Professional
Race 1: SOUTHS SPORTS CLUB QTIS Three-Year-Old
BENCHMARK 68 Handicap - 1350m

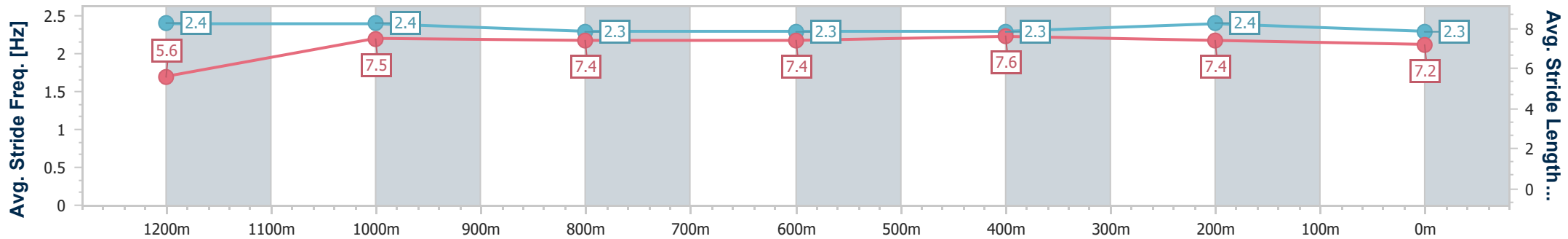
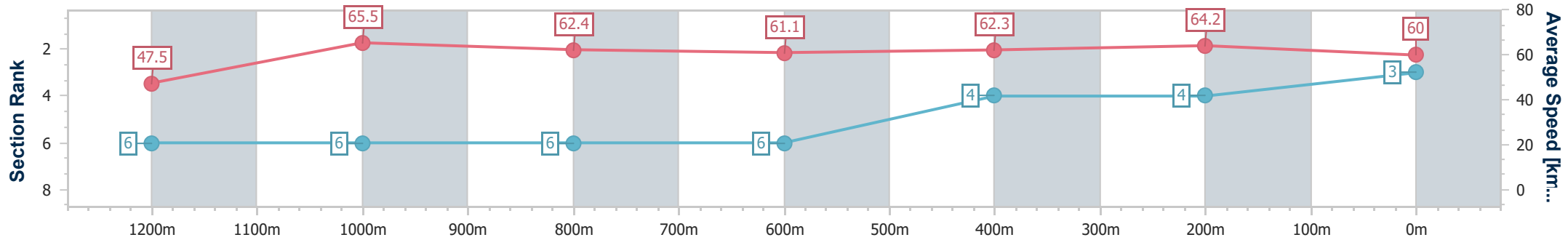
22 March 2023 - 13:06

Track Rating: Soft 6, Weather: Overcast, Rail Position: +7m Entire Course



BRISBANE
RACING CLUB

Section	Overall	1200m	1000m	800m	600m	400m	200m
Section Times	1:20.64 [3] (0:11.37)	1:09.27 [6] (0:10.99)	0:58.28 [6] (0:11.57)	0:46.71 [6] (0:11.88)	0:34.83 [6] (0:11.58)	0:23.25 [4] (0:11.25)	0:12.00 [4] (0:12.00)
Average Speed [km/h]	47.5	65.5	62.4	61.1	62.3	64.2	60.0
Top Speed [km/h]	64.5	66.1	65.9	62.0	64.0	65.6	63.1
Avg. Dist. to Rail [m]	1.9	0.9	1.3	1.6	0.5	2.5	5.0
Avg. Stride Freq. [Hz]	2.4	2.4	2.3	2.3	2.3	2.4	2.3
Avg. Stride Length [m]	5.6	7.5	7.4	7.4	7.6	7.4	7.2



- [] Ranking at each section and finish
- .-.- No data available at this section
- NA No data available



Horse/Jockey Name	Jump'n Fly
Final Rank	4
Fastest Section Time (Section)	0:10.91 (Overall)
Top Speed [km/h] (Section)	65.8 (1200m)
Race State	Finished



Doomben QLD Professional
Race 1: SOUTHS SPORTS CLUB QTIS Three-Year-Old
BENCHMARK 68 Handicap - 1350m

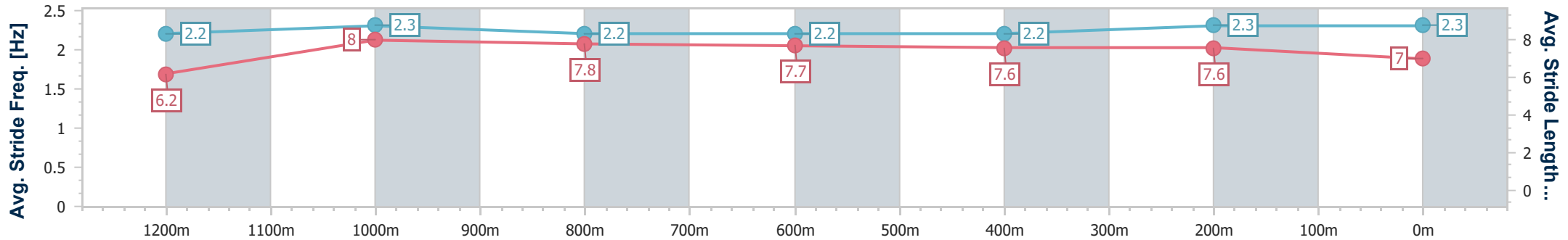
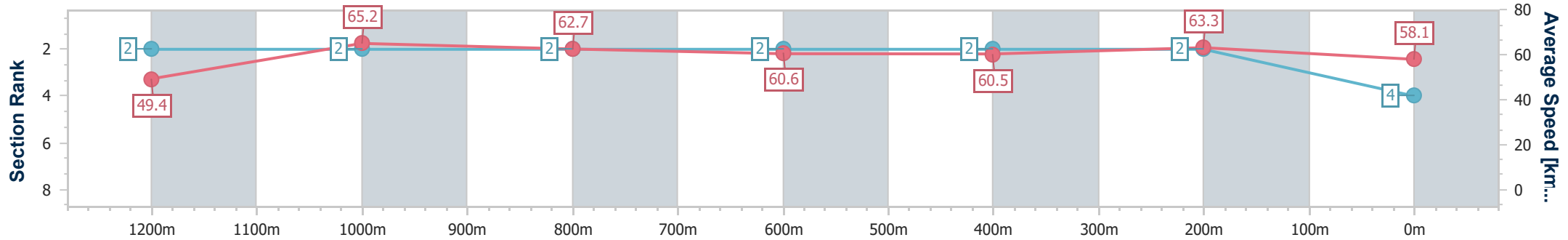
22 March 2023 - 13:06

Track Rating: Soft 6, Weather: Overcast, Rail Position: +7m Entire Course



BRISBANE
RACING CLUB

Section	Overall	1200m	1000m	800m	600m	400m	200m
Section Times	1:20.88 [4] (0:10.91)	1:09.97 [2] (0:11.06)	0:58.91 [2] (0:11.45)	0:47.46 [2] (0:11.89)	0:35.57 [2] (0:11.87)	0:23.70 [2] (0:11.30)	0:12.40 [2] (0:12.40)
Average Speed [km/h]	49.4	65.2	62.7	60.6	60.5	63.3	58.1
Top Speed [km/h]	65.8	65.8	64.7	61.5	62.9	64.6	62.3
Avg. Dist. to Rail [m]	3.7	0.3	0.3	0.4	0.7	1.7	0.6
Avg. Stride Freq. [Hz]	2.2	2.3	2.2	2.2	2.2	2.3	2.3
Avg. Stride Length [m]	6.2	8.0	7.8	7.7	7.6	7.6	7.0



- [] Ranking at each section and finish
- .-.- No data available at this section
- NA No data available



Horse/Jockey Name	Spooky Spirit
Final Rank	5
Fastest Section Time (Section)	0:11.01 (1200m)
Top Speed [km/h] (Section)	66.4 (1200m)
Race State	Finished



Doomben QLD Professional
Race 1: SOUTHS SPORTS CLUB QTIS Three-Year-Old
BENCHMARK 68 Handicap - 1350m

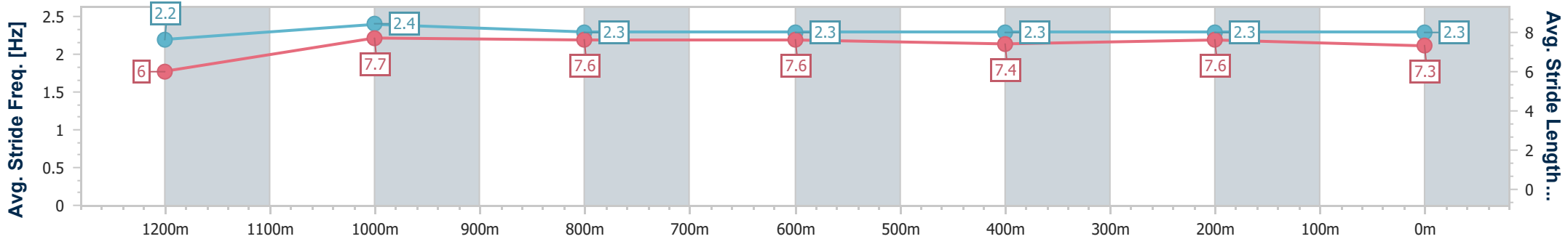
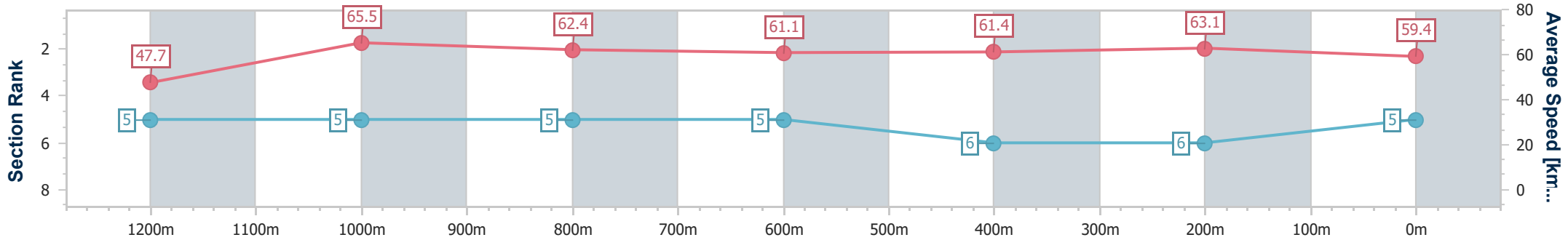
22 March 2023 - 13:06

Track Rating: Soft 6, Weather: Overcast, Rail Position: +7m Entire Course



BRISBANE
RACING CLUB

Section	Overall	1200m	1000m	800m	600m	400m	200m
Section Times	1:20.88 [5] (0:11.30)	1:09.58 [5] (0:11.01)	0:58.57 [5] (0:11.55)	0:47.02 [5] (0:11.77)	0:35.25 [5] (0:11.72)	0:23.53 [6] (0:11.39)	0:12.14 [6] (0:12.14)
Average Speed [km/h]	47.7	65.5	62.4	61.1	61.4	63.1	59.4
Top Speed [km/h]	63.9	66.4	64.8	61.6	63.0	64.5	61.4
Avg. Dist. to Rail [m]	1.3	0.4	0.4	0.3	0.4	0.7	3.3
Avg. Stride Freq. [Hz]	2.2	2.4	2.3	2.3	2.3	2.3	2.3
Avg. Stride Length [m]	6.0	7.7	7.6	7.6	7.4	7.6	7.3



- [] Ranking at each section and finish
- .-.- No data available at this section
- NA No data available



Horse/Jockey Name	Still Ready
Final Rank	6
Fastest Section Time (Section)	0:11.02 (1200m)
Top Speed [km/h] (Section)	66.7 (1200m)
Race State	Finished



Doomben QLD Professional
Race 1: SOUTHS SPORTS CLUB QTIS Three-Year-Old
BENCHMARK 68 Handicap - 1350m

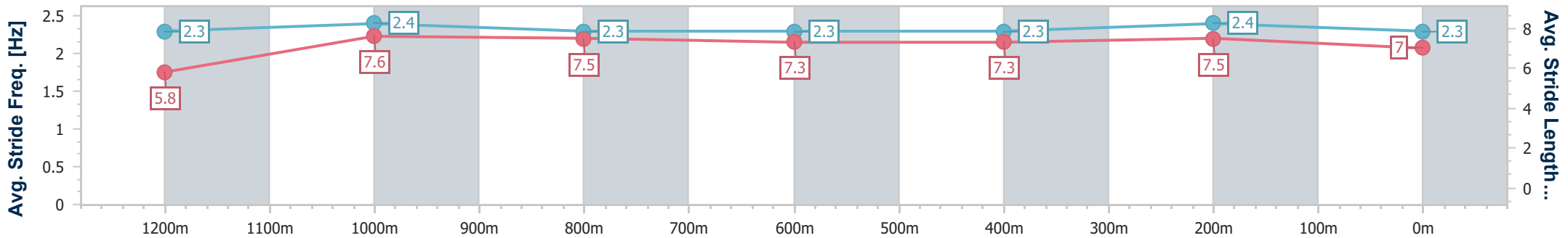
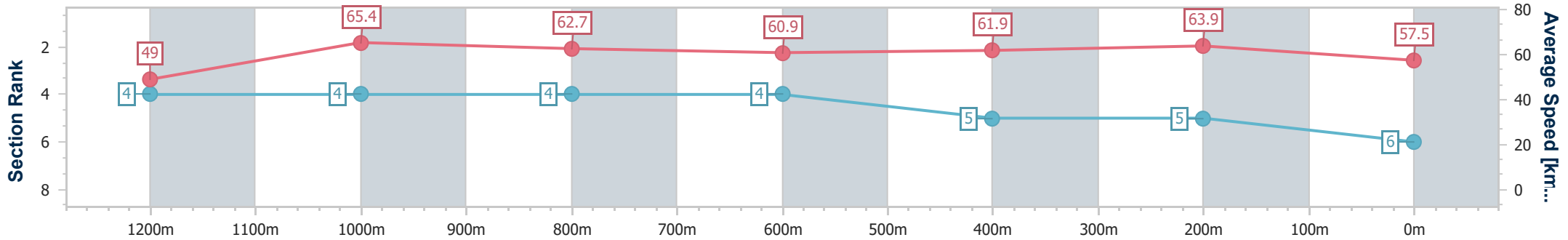
22 March 2023 - 13:06

Track Rating: Soft 6, Weather: Overcast, Rail Position: +7m Entire Course



BRISBANE
RACING CLUB

Section	Overall	1200m	1000m	800m	600m	400m	200m
Section Times	1:21.08 [6] (0:11.04)	1:10.04 [4] (0:11.02)	0:59.02 [4] (0:11.52)	0:47.50 [4] (0:11.90)	0:35.60 [4] (0:11.80)	0:23.80 [5] (0:11.28)	0:12.52 [5] (0:12.52)
Average Speed [km/h]	49.0	65.4	62.7	60.9	61.9	63.9	57.5
Top Speed [km/h]	64.9	66.7	64.5	62.2	63.6	66.2	61.6
Avg. Dist. to Rail [m]	3.4	1.6	1.5	1.7	2.2	1.3	3.1
Avg. Stride Freq. [Hz]	2.3	2.4	2.3	2.3	2.3	2.4	2.3
Avg. Stride Length [m]	5.8	7.6	7.5	7.3	7.3	7.5	7.0



- [] Ranking at each section and finish
- .-.- No data available at this section
- NA No data available



Horse/Jockey Name	Media Scandal
Final Rank	7
Fastest Section Time (Section)	0:11.17 (1200m)
Top Speed [km/h] (Section)	65.6 (1200m)
Race State	Finished



Doomben QLD Professional
Race 1: SOUTHS SPORTS CLUB QTIS Three-Year-Old
BENCHMARK 68 Handicap - 1350m

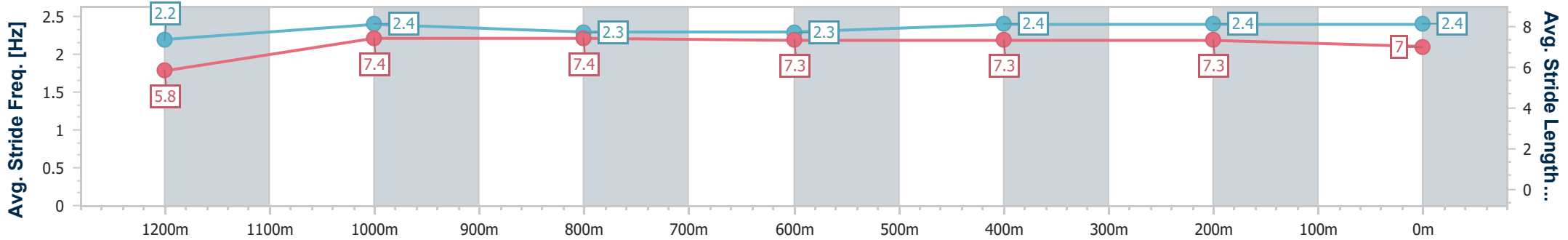
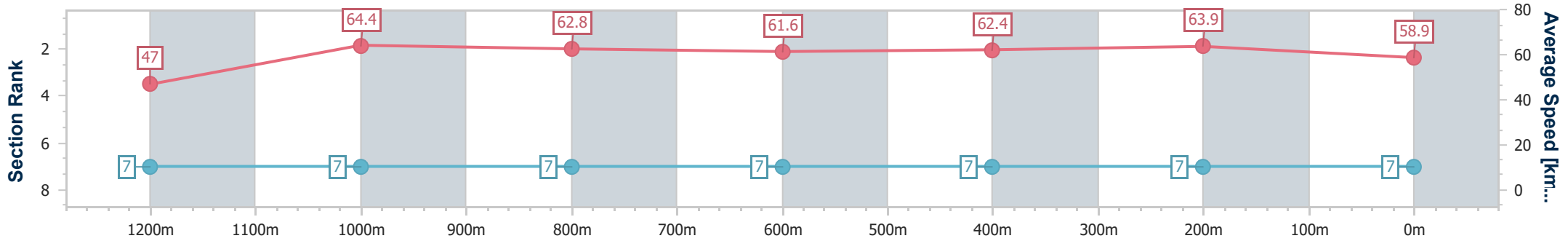
22 March 2023 - 13:06

Track Rating: Soft 6, Weather: Overcast, Rail Position: +7m Entire Course



BRISBANE
RACING CLUB

Section	Overall	1200m	1000m	800m	600m	400m	200m
Section Times	1:21.08 [7] (0:11.49)	1:09.59 [7] (0:11.17)	0:58.42 [7] (0:11.49)	0:46.93 [7] (0:11.71)	0:35.22 [7] (0:11.68)	0:23.54 [7] (0:11.31)	0:12.23 [7] (0:12.23)
Average Speed [km/h]	47.0	64.4	62.8	61.6	62.4	63.9	58.9
Top Speed [km/h]	62.1	65.6	65.4	63.8	64.0	64.8	62.4
Avg. Dist. to Rail [m]	5.6	2.0	1.3	0.7	1.9	3.2	5.0
Avg. Stride Freq. [Hz]	2.2	2.4	2.3	2.3	2.4	2.4	2.4
Avg. Stride Length [m]	5.8	7.4	7.4	7.3	7.3	7.3	7.0



- [] Ranking at each section and finish
- .-.- No data available at this section
- NA No data available