

Track Rating: Synthetic, Weather: Overcast, Rail Position: True

Section	Overall	1400m	1200m	1000m	800m	600m	400m	Last 600m						
Field Times	1:36.30 (0:10.27)	1:26.03 (0:11.50)	1:14.53 (0:11.22)	1:03.31 (0:12.03)	0:51.28 (0:12.43)	0:38.85 (0:12.55)	0:26.30 (0:13.01)	0:38.85						
Rank	TAB	Horse/Jockey	Barrier	Top Speed [km/h]	Fastest Section								Distance Travelled [m]	
1	6	<b>LEINSTER</b> Chris Taylor	6	64.5 1200m	0:10.51 Overall	1:36.30 [1] (0:10.51)	1:25.79 [6] (0:11.77)	1:14.02 [7] (0:11.31)	1:02.71 [7] (0:12.19)	0:50.52 [7] (0:12.32)	0:38.20 [7] (0:12.31)	0:25.89 [5] (0:12.74)	0:38.20	
2	1	<b>IN CLOSE REACH</b> Stacey Callow	7	64.4 1200m	0:10.32 Overall	1:36.54 [2] (0:10.32)	1:26.22 [2] (0:11.45)	1:14.77 [1] (0:11.39)	1:03.38 [3] (0:12.02)	0:51.36 [2] (0:12.27)	0:39.09 [1] (0:12.60)	0:26.49 [2] (0:12.96)	0:39.09	-4
3	2	<b>KLONDIKE STRIKE</b> Jackson Murphy	5	65.2 1200m	0:10.27 Overall	1:36.57 [3] (0:10.27)	1:26.30 [1] (0:11.56)	1:14.74 [3] (0:11.31)	1:03.43 [2] (0:12.12)	0:51.31 [3] (0:12.31)	0:39.00 [3] (0:12.53)	0:26.47 [3] (0:13.07)	0:39.00	-12
4	5	<b>THE BRONX BULL</b> Noel Callow	9	66.6 1400m	0:10.38 Overall	1:37.07 [4] (0:10.38)	1:26.69 [3] (0:11.41)	1:15.28 [2] (0:11.20)	1:04.08 [1] (0:12.03)	0:52.05 [1] (0:12.43)	0:39.62 [2] (0:12.55)	0:27.07 [1] (0:13.09)	0:39.62	-2
5	8	<b>VADAMOON</b> Bailey Wheeler	3	65.2 1200m	0:10.48 Overall	1:37.60 [5] (0:10.48)	1:27.12 [5] (0:11.59)	1:15.53 [5] (0:11.35)	1:04.18 [5] (0:12.07)	0:52.11 [6] (0:12.20)	0:39.91 [4] (0:12.55)	0:27.36 [4] (0:13.39)	0:39.91	-4
6	4	<b>SIR JOHNY</b> Luke Miller	4	64.4 1400m	0:10.48 Overall	1:38.97 [6] (0:10.48)	1:28.49 [4] (0:11.77)	1:16.72 [6] (0:11.36)	1:05.36 [8] (0:12.22)	0:53.14 [8] (0:12.63)	0:40.51 [8] (0:12.82)	0:27.69 [8] (0:13.54)	0:40.51	-9
7	3	<b>MA DUSHKA</b> Noriyuki Masuda	1	65.3 1200m	0:10.70 Overall	1:39.15 [7] (0:10.70)	1:28.45 [8] (0:11.59)	1:16.86 [8] (0:11.24)	1:05.62 [6] (0:11.93)	0:53.69 [5] (0:12.30)	0:41.39 [5] (0:12.77)	0:28.62 [6] (0:13.94)	0:41.39	-13
8	7	<b>DAWN REBEL</b> Micheal Hellyer	2	64.8 1200m	0:10.55 Overall	1:39.61 [8] (0:10.55)	1:29.06 [7] (0:11.49)	1:17.57 [4] (0:11.37)	1:06.20 [4] (0:12.03)	0:54.17 [4] (0:12.37)	0:41.80 [6] (0:12.99)	0:28.81 [7] (0:13.95)	0:41.80	-12

Scratched: Zuri Zuri (#9)



# Aquis Park Gold Coast Poly QLD Professional

## Race 6: MAKITA AUSTRALIA Maiden Plate - 1540m

25 March 2023 - 16:10



Track Rating: Synthetic, Weather: Overcast, Rail Position: True

Section				200m				Last 600m	
Field Times				0:13.29 (0:13.29)				0:38.85	
Rank	TAB	Horse/Jockey	Barrier	Top Speed [km/h]	Fastest Section	Margin			Distance Travelled [m]
1	6	<b>LEINSTER</b> Chris Taylor	6	64.5 1200m	0:10.51 Overall	0:13.15 [3] (0:13.15)	1:36.30		0:38.20
2	1	<b>IN CLOSE REACH</b> Stacey Callow	7	64.4 1200m	0:10.32 Overall	0:13.53 [1] (0:13.53)	1.3L		0:39.09 -4
3	2	<b>KLONDIKE STRIKE</b> Jackson Murphy	5	65.2 1200m	0:10.27 Overall	0:13.40 [4] (0:13.40)	1.5L		0:39.00 -12
4	5	<b>THE BRONX BULL</b> Noel Callow	9	66.6 1400m	0:10.38 Overall	0:13.98 [2] (0:13.98)	4.3L		0:39.62 -2
5	8	<b>VADAMOON</b> Bailey Wheeler	3	65.2 1200m	0:10.48 Overall	0:13.97 [5] (0:13.97)	7.3L		0:39.91 -4
6	4	<b>SIR JOHNY</b> Luke Miller	4	64.4 1400m	0:10.48 Overall	0:14.15 [8] (0:14.15)	15.3L		0:40.51 -9
7	3	<b>MA DUSHKA</b> Noriyuki Masuda	1	65.3 1200m	0:10.70 Overall	0:14.68 [6] (0:14.68)	16.3L		0:41.39 -13
8	7	<b>DAWN REBEL</b> Micheal Hellyer	2	64.8 1200m	0:10.55 Overall	0:14.86 [7] (0:14.86)	18.8L		0:41.80 -12

Scratched: Zuri Zuri (#9)

[ ] Ranking at each section and finish  
 -:-:- No data available at this section  
 NA No data available

SCN Saddle cloth number  
 DNF Did not finish  
 DNT Did not track



Horse/Jockey Name	Leinster
Final Rank	1
Fastest Section Time (Section)	0:10.51 (Overall)
Top Speed [km/h] (Section)	64.5 (1200m)
Race State	Finished



Aquis Park Gold Coast Poly QLD Professional

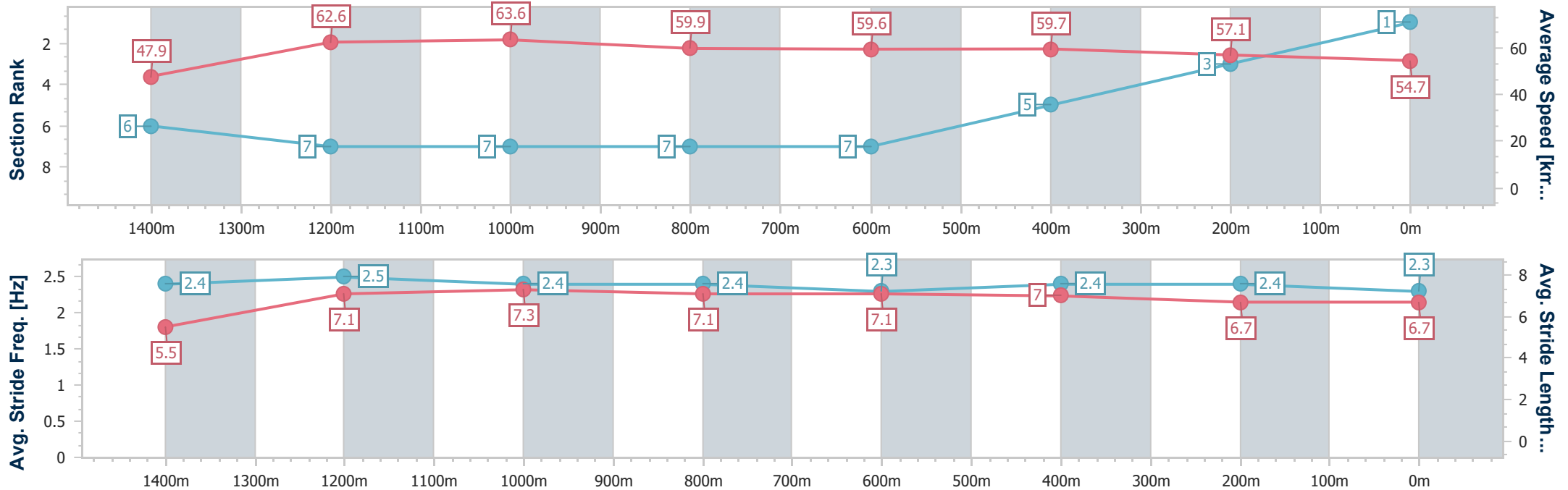
Race 6: MAKITA AUSTRALIA Maiden Plate - 1540m



25 March 2023 - 16:10

Track Rating: Synthetic, Weather: Overcast, Rail Position: True

Section	Overall	1400m	1200m	1000m	800m	600m	400m	200m
Section Times	1:36.30 [1] (0:10.51)	1:25.79 [6] (0:11.77)	1:14.02 [7] (0:11.31)	1:02.71 [7] (0:12.19)	0:50.52 [7] (0:12.32)	0:38.20 [7] (0:12.31)	0:25.89 [5] (0:12.74)	0:13.15 [3] (0:13.15)
Average Speed [km/h]	47.9	62.6	63.6	59.9	59.6	59.7	57.1	54.7
Top Speed [km/h]	62.0	63.7	64.5	62.4	62.2	61.9	58.8	57.7
Avg. Dist. to Rail [m]	7.5	2.9	3.1	4.0	3.9	4.0	5.7	6.6
Avg. Stride Freq. [Hz]	2.4	2.5	2.4	2.4	2.3	2.4	2.4	2.3
Avg. Stride Length [m]	5.5	7.1	7.3	7.1	7.1	7.0	6.7	6.7



- [ ] Ranking at each section and finish
- .-.- No data available at this section
- NA No data available



Horse/Jockey Name	In Close Reach
Final Rank	2
Fastest Section Time (Section)	0:10.32 (Overall)
Top Speed [km/h] (Section)	64.4 (1200m)
Race State	Finished



Aquis Park Gold Coast Poly QLD Professional

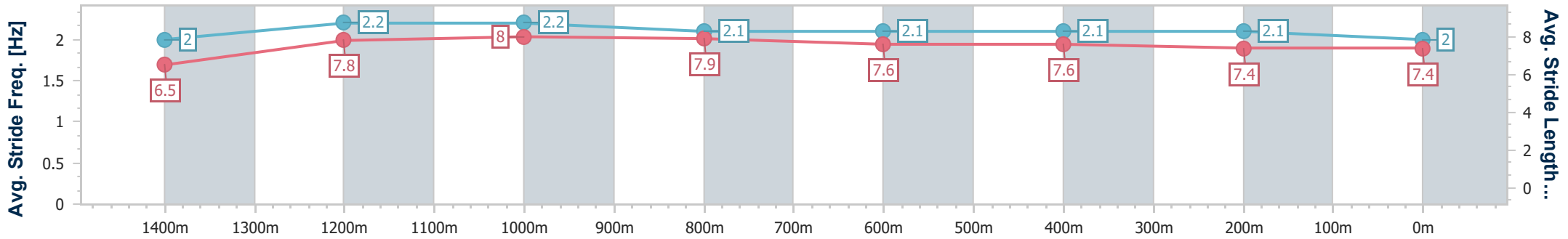
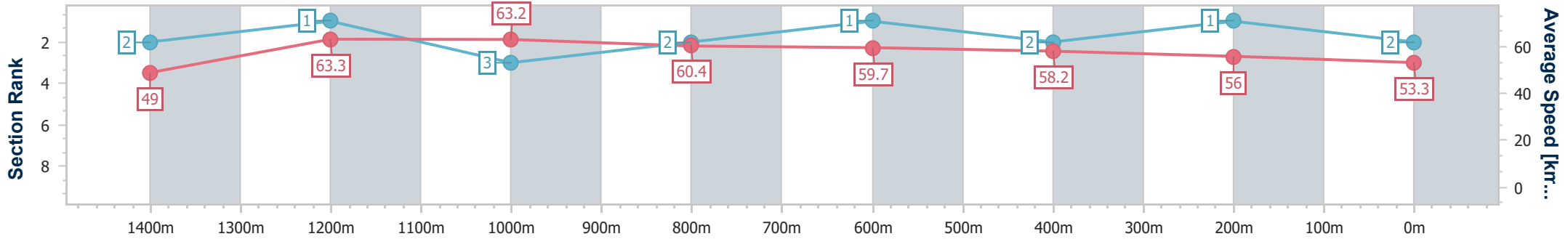
Race 6: MAKITA AUSTRALIA Maiden Plate - 1540m



25 March 2023 - 16:10

Track Rating: Synthetic, Weather: Overcast, Rail Position: True

Section	Overall	1400m	1200m	1000m	800m	600m	400m	200m
Section Times	1:36.54 [2] (0:10.32)	1:26.22 [2] (0:11.45)	1:14.77 [1] (0:11.39)	1:03.38 [3] (0:12.02)	0:51.36 [2] (0:12.27)	0:39.09 [1] (0:12.60)	0:26.49 [2] (0:12.96)	0:13.53 [1] (0:13.53)
Average Speed [km/h]	49.0	63.3	63.2	60.4	59.7	58.2	56.0	53.3
Top Speed [km/h]	62.2	64.4	64.4	61.4	60.9	58.7	57.4	54.6
Avg. Dist. to Rail [m]	7.8	1.0	1.6	1.9	3.2	3.7	4.0	5.2
Avg. Stride Freq. [Hz]	2.0	2.2	2.2	2.1	2.1	2.1	2.1	2.0
Avg. Stride Length [m]	6.5	7.8	8.0	7.9	7.6	7.6	7.4	7.4



- [ ] Ranking at each section and finish
- .-.- No data available at this section
- NA No data available



Horse/Jockey Name	Klondike Strike
Final Rank	3
Fastest Section Time (Section)	0:10.27 (Overall)
Top Speed [km/h] (Section)	65.2 (1200m)
Race State	Finished



Aquis Park Gold Coast Poly QLD Professional

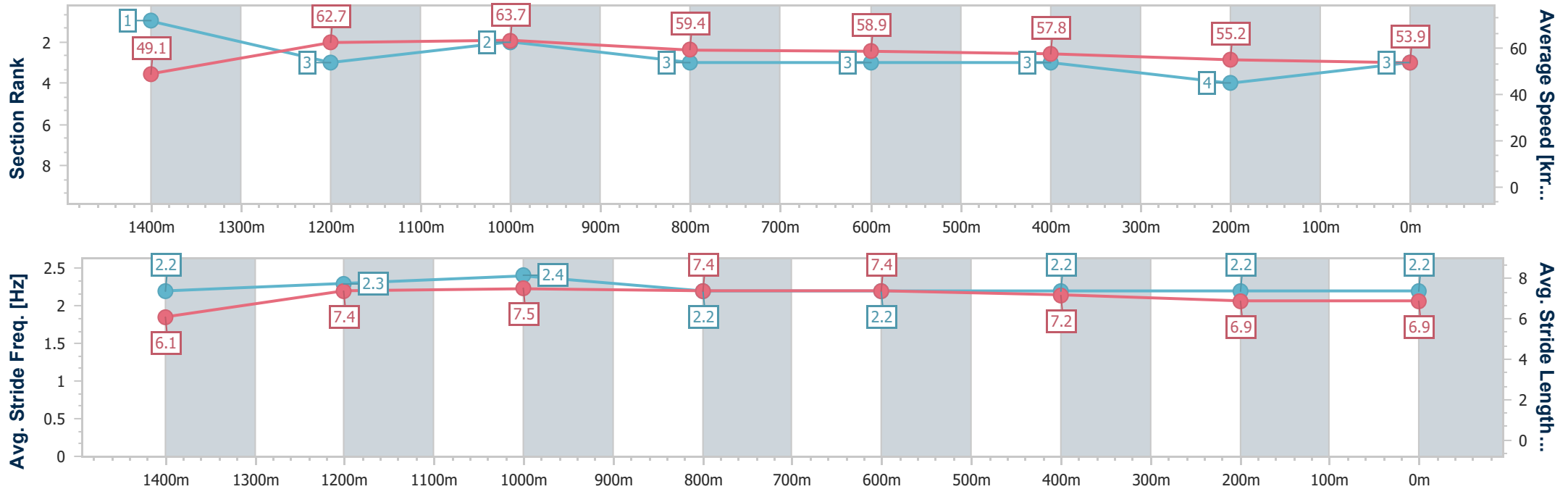
Race 6: MAKITA AUSTRALIA Maiden Plate - 1540m



25 March 2023 - 16:10

Track Rating: Synthetic, Weather: Overcast, Rail Position: True

Section	Overall	1400m	1200m	1000m	800m	600m	400m	200m
Section Times	1:36.57 [3] (0:10.27)	1:26.30 [1] (0:11.56)	1:14.74 [3] (0:11.31)	1:03.43 [2] (0:12.12)	0:51.31 [3] (0:12.31)	0:39.00 [3] (0:12.53)	0:26.47 [3] (0:13.07)	0:13.40 [4] (0:13.40)
Average Speed [km/h]	49.1	62.7	63.7	59.4	58.9	57.8	55.2	53.9
Top Speed [km/h]	62.1	64.8	65.2	61.1	59.6	59.2	56.3	54.6
Avg. Dist. to Rail [m]	6.1	0.7	0.5	0.5	1.2	1.3	3.6	6.5
Avg. Stride Freq. [Hz]	2.2	2.3	2.4	2.2	2.2	2.2	2.2	2.2
Avg. Stride Length [m]	6.1	7.4	7.5	7.4	7.4	7.2	6.9	6.9



- [ ] Ranking at each section and finish
- .-.- No data available at this section
- NA No data available



Horse/Jockey Name	The Bronx Bull
Final Rank	4
Fastest Section Time (Section)	0:10.38 (Overall)
Top Speed [km/h] (Section)	66.6 (1400m)
Race State	Finished



Aquis Park Gold Coast Poly QLD Professional

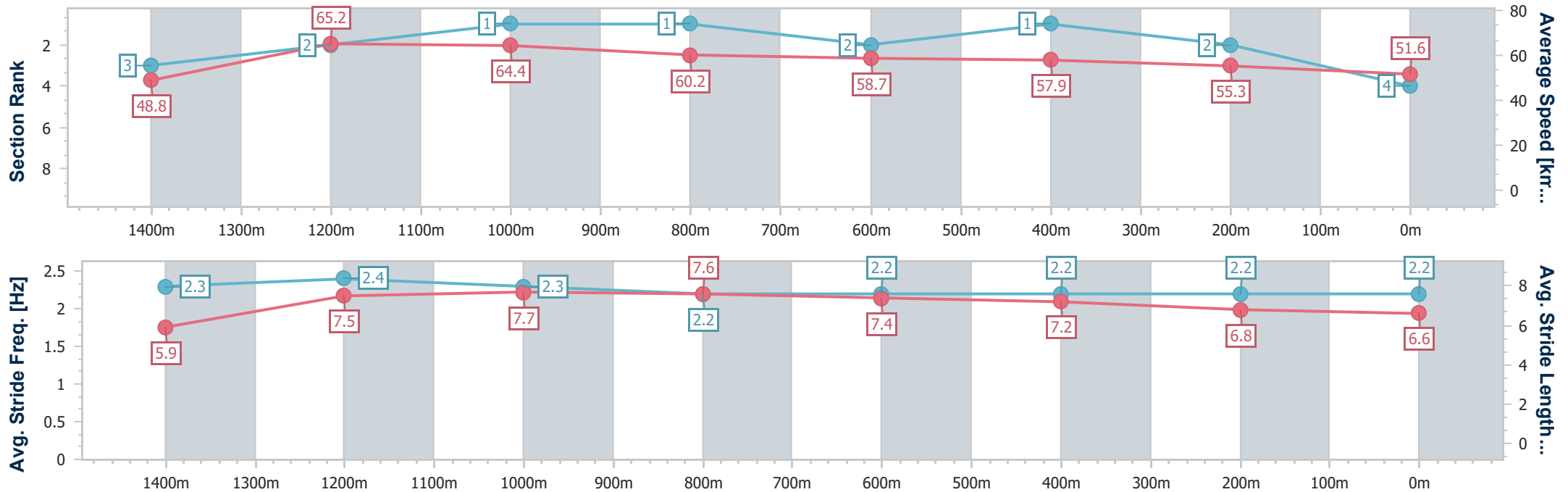
Race 6: MAKITA AUSTRALIA Maiden Plate - 1540m



25 March 2023 - 16:10

Track Rating: Synthetic, Weather: Overcast, Rail Position: True

Section	Overall	1400m	1200m	1000m	800m	600m	400m	200m
Section Times	1:37.07 [4] (0:10.38)	1:26.69 [3] (0:11.41)	1:15.28 [2] (0:11.20)	1:04.08 [1] (0:12.03)	0:52.05 [1] (0:12.43)	0:39.62 [2] (0:12.55)	0:27.07 [1] (0:13.09)	0:13.98 [2] (0:13.98)
Average Speed [km/h]	48.8	65.2	64.4	60.2	58.7	57.9	55.3	51.6
Top Speed [km/h]	64.4	66.6	66.3	62.8	59.5	59.4	56.4	53.9
Avg. Dist. to Rail [m]	9.6	4.5	5.6	2.7	2.5	1.9	4.1	5.5
Avg. Stride Freq. [Hz]	2.3	2.4	2.3	2.2	2.2	2.2	2.2	2.2
Avg. Stride Length [m]	5.9	7.5	7.7	7.6	7.4	7.2	6.8	6.6



- [ ] Ranking at each section and finish
- .-.- No data available at this section
- NA No data available



Horse/Jockey Name	Vadamoon
Final Rank	5
Fastest Section Time (Section)	0:10.48 (Overall)
Top Speed [km/h] (Section)	65.2 (1200m)
Race State	Finished



Aquis Park Gold Coast Poly QLD Professional

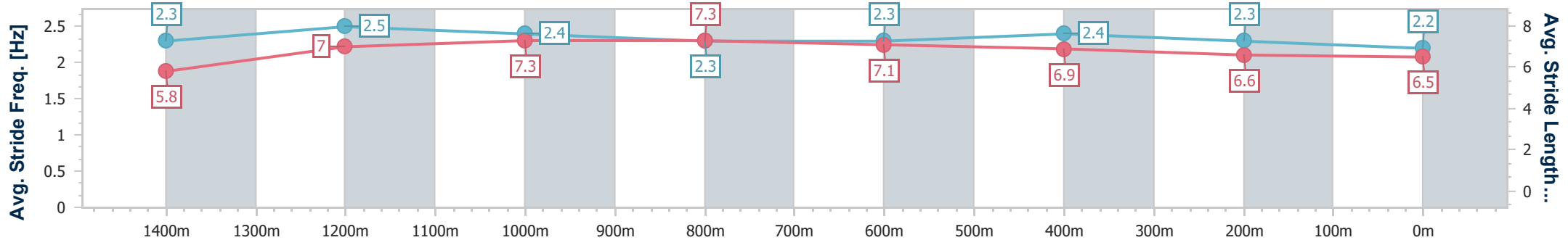
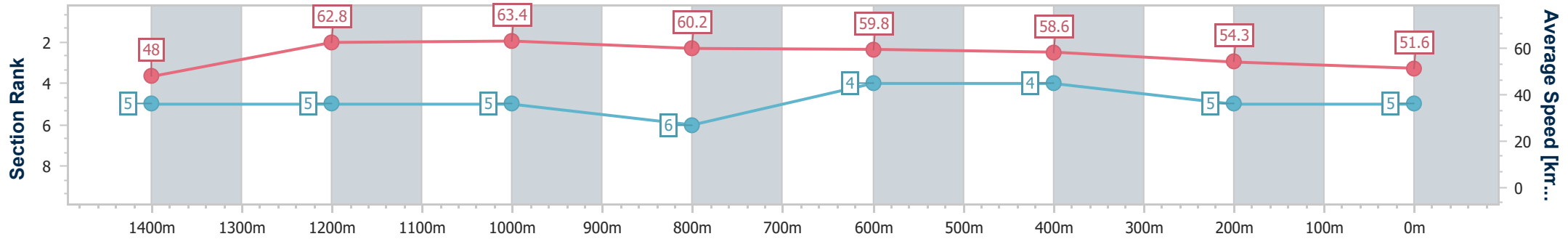
Race 6: MAKITA AUSTRALIA Maiden Plate - 1540m



25 March 2023 - 16:10

Track Rating: Synthetic, Weather: Overcast, Rail Position: True

Section	Overall	1400m	1200m	1000m	800m	600m	400m	200m
Section Times	1:37.60 [5] (0:10.48)	1:27.12 [5] (0:11.59)	1:15.53 [5] (0:11.35)	1:04.18 [5] (0:12.07)	0:52.11 [6] (0:12.20)	0:39.91 [4] (0:12.55)	0:27.36 [4] (0:13.39)	0:13.97 [5] (0:13.97)
Average Speed [km/h]	48.0	62.8	63.4	60.2	59.8	58.6	54.3	51.6
Top Speed [km/h]	63.2	64.9	65.2	62.4	61.1	60.8	56.3	52.8
Avg. Dist. to Rail [m]	4.7	1.3	1.6	2.7	2.6	3.9	5.5	5.5
Avg. Stride Freq. [Hz]	2.3	2.5	2.4	2.3	2.3	2.4	2.3	2.2
Avg. Stride Length [m]	5.8	7.0	7.3	7.3	7.1	6.9	6.6	6.5



- [ ] Ranking at each section and finish
- .-.- No data available at this section
- NA No data available



Horse/Jockey Name	Sir Johny
Final Rank	6
Fastest Section Time (Section)	0:10.48 (Overall)
Top Speed [km/h] (Section)	64.4 (1400m)
Race State	Finished



Aquis Park Gold Coast Poly QLD Professional

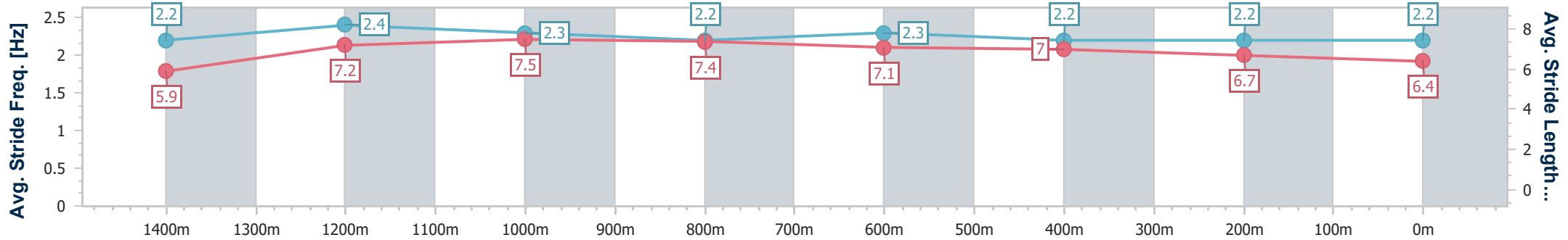
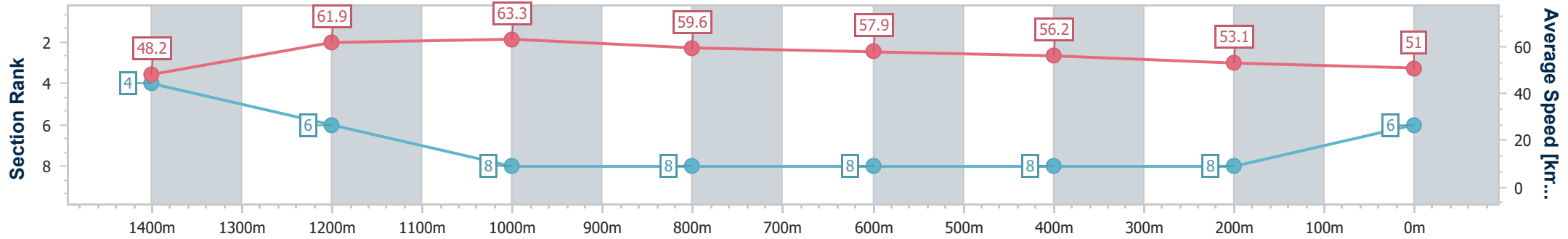
Race 6: MAKITA AUSTRALIA Maiden Plate - 1540m



25 March 2023 - 16:10

Track Rating: Synthetic, Weather: Overcast, Rail Position: True

Section	Overall	1400m	1200m	1000m	800m	600m	400m	200m
Section Times	1:38.97 [6] (0:10.48)	1:28.49 [4] (0:11.77)	1:16.72 [6] (0:11.36)	1:05.36 [8] (0:12.22)	0:53.14 [8] (0:12.63)	0:40.51 [8] (0:12.82)	0:27.69 [8] (0:13.54)	0:14.15 [8] (0:14.15)
Average Speed [km/h]	48.2	61.9	63.3	59.6	57.9	56.2	53.1	51.0
Top Speed [km/h]	63.9	64.4	64.0	62.4	58.6	59.0	53.8	53.7
Avg. Dist. to Rail [m]	5.5	1.5	3.3	4.0	2.8	1.2	0.5	1.9
Avg. Stride Freq. [Hz]	2.2	2.4	2.3	2.2	2.3	2.2	2.2	2.2
Avg. Stride Length [m]	5.9	7.2	7.5	7.4	7.1	7.0	6.7	6.4



- [ ] Ranking at each section and finish
- .-.- No data available at this section
- NA No data available





Horse/Jockey Name	Ma Dushka
Final Rank	7
Fastest Section Time (Section)	0:10.70 (Overall)
Top Speed [km/h] (Section)	65.3 (1200m)
Race State	Finished



Aquis Park Gold Coast Poly QLD Professional

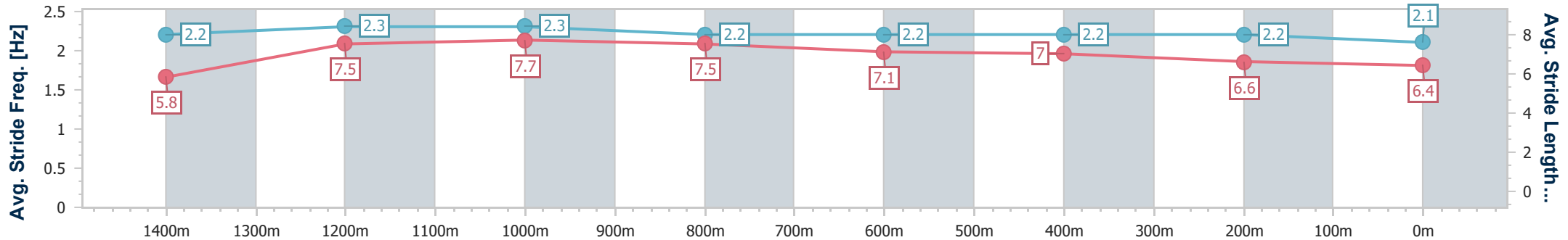
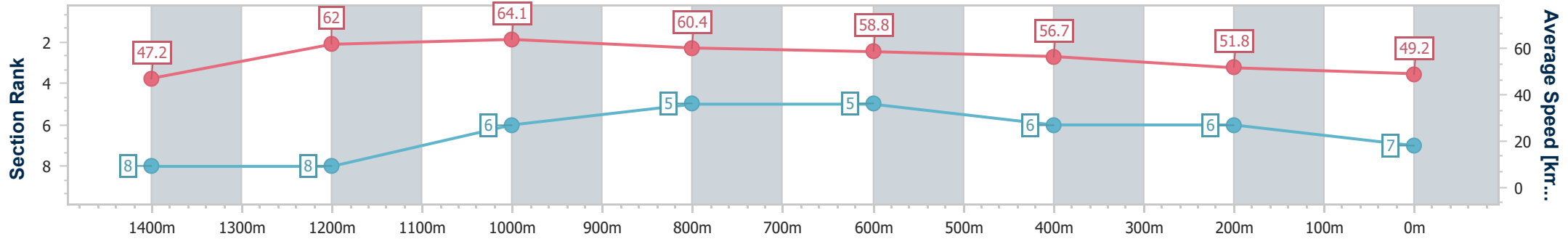
Race 6: MAKITA AUSTRALIA Maiden Plate - 1540m



25 March 2023 - 16:10

Track Rating: Synthetic, Weather: Overcast, Rail Position: True

Section	Overall	1400m	1200m	1000m	800m	600m	400m	200m
Section Times	1:39.15 [7] (0:10.70)	1:28.45 [8] (0:11.59)	1:16.86 [8] (0:11.24)	1:05.62 [6] (0:11.93)	0:53.69 [5] (0:12.30)	0:41.39 [5] (0:12.77)	0:28.62 [6] (0:13.94)	0:14.68 [6] (0:14.68)
Average Speed [km/h]	47.2	62.0	64.1	60.4	58.8	56.7	51.8	49.2
Top Speed [km/h]	62.0	63.5	65.3	62.3	59.5	58.7	55.0	50.8
Avg. Dist. to Rail [m]	3.5	0.5	0.3	0.5	0.9	2.0	1.3	3.1
Avg. Stride Freq. [Hz]	2.2	2.3	2.3	2.2	2.2	2.2	2.2	2.1
Avg. Stride Length [m]	5.8	7.5	7.7	7.5	7.1	7.0	6.6	6.4



- [ ] Ranking at each section and finish
- .-.- No data available at this section
- NA No data available



Horse/Jockey Name	Dawn Rebel
Final Rank	8
Fastest Section Time (Section)	0:10.55 (Overall)
Top Speed [km/h] (Section)	64.8 (1200m)
Race State	Finished



Aquis Park Gold Coast Poly QLD Professional

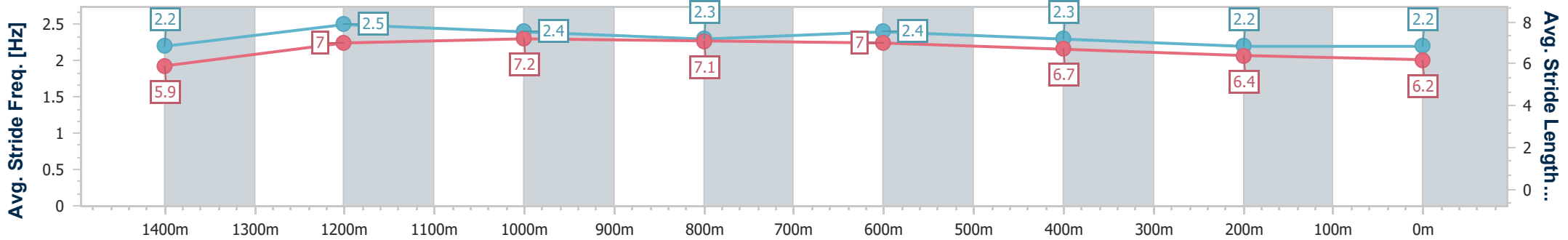
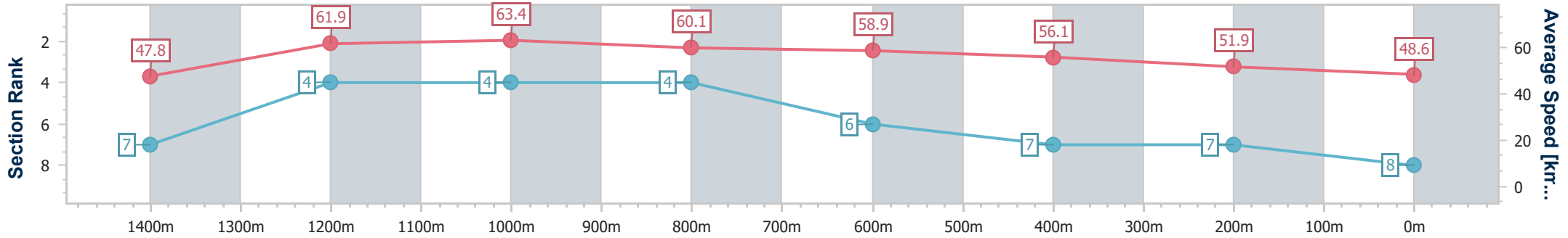
Race 6: MAKITA AUSTRALIA Maiden Plate - 1540m



25 March 2023 - 16:10

Track Rating: Synthetic, Weather: Overcast, Rail Position: True

Section	Overall	1400m	1200m	1000m	800m	600m	400m	200m
Section Times	1:39.61 [8] (0:10.55)	1:29.06 [7] (0:11.49)	1:17.57 [4] (0:11.37)	1:06.20 [4] (0:12.03)	0:54.17 [4] (0:12.37)	0:41.80 [6] (0:12.99)	0:28.81 [7] (0:13.95)	0:14.86 [7] (0:14.86)
Average Speed [km/h]	47.8	61.9	63.4	60.1	58.9	56.1	51.9	48.6
Top Speed [km/h]	62.3	63.1	64.8	62.2	60.3	59.1	53.6	51.2
Avg. Dist. to Rail [m]	3.1	1.3	0.4	0.8	2.0	2.8	3.5	4.7
Avg. Stride Freq. [Hz]	2.2	2.5	2.4	2.3	2.4	2.3	2.2	2.2
Avg. Stride Length [m]	5.9	7.0	7.2	7.1	7.0	6.7	6.4	6.2



- [ ] Ranking at each section and finish
- .-.- No data available at this section
- NA No data available