



# Eagle Farm QLD Professional

## Race 7: PITCHERS PARTNERS OPEN Handicap - 1200m

25 March 2023 - 15:56



BRISBANE  
RACING CLUB

Track Rating: Good 4, Weather: Fine, Rail Position: +1m Entire

Section		Field Times											Last 600m	
		Overall	1000m	800m	600m	400m	200m						0:34.16	
		1:10.45 (0:13.41)	0:57.04 (0:11.31)	0:45.73 (0:11.57)	0:34.16 (0:11.31)	0:22.85 (0:11.00)	0:11.85 (0:11.85)							
Rank	TAB Horse/Jockey	Barrier	Top Speed [km/h]	Fastest Section								Margin	Distance Travelled [m]	
1	3 THE BIG GOODBYE Angela Jones	5	67.1 400m	0:10.85 400m	1:10.45 [1] (0:13.57)	0:56.88 [2] (0:11.32)	0:45.56 [2] (0:11.72)	0:33.84 [2] (0:11.23)	0:22.61 [2] (0:10.85)	0:11.76 [1] (0:11.76)	1:10.45	0:33.84		
2	1 HILAL James Orman	8	67.7 400m	0:10.79 400m	1:10.46 [2] (0:13.70)	0:56.76 [4] (0:11.33)	0:45.43 [3] (0:11.68)	0:33.75 [4] (0:11.24)	0:22.51 [5] (0:10.79)	0:11.72 [3] (0:11.72)	0.06L	0:33.75	-7	
3	8 LEGAL ESPRIT Adin Thompson	10	67.4 400m	0:10.93 400m	1:10.49 [3] (0:13.64)	0:56.85 [3] (0:11.29)	0:45.56 [4] (0:11.44)	0:34.12 [3] (0:11.30)	0:22.82 [3] (0:10.93)	0:11.89 [4] (0:11.89)	0.24L	0:34.12	-3	
4	5 GREYWORM Minonette Kennedy	1	66.0 400m	0:11.04 400m	1:10.54 [4] (0:13.41)	0:57.13 [1] (0:11.31)	0:45.82 [1] (0:11.57)	0:34.25 [1] (0:11.31)	0:22.94 [1] (0:11.04)	0:11.90 [2] (0:11.90)	0.55L	0:34.25	-5	
5	4 ANIMATE Jim Byrne	6	67.7 400m	0:10.84 400m	1:10.77 [5] (0:14.15)	0:56.62 [7] (0:11.32)	0:45.30 [7] (0:11.39)	0:33.91 [7] (0:11.19)	0:22.72 [7] (0:10.84)	0:11.88 [6] (0:11.88)	1.9L	0:33.91	-2	
6	7 IRISH SONGS Larry Cassidy	9	67.8 600m	0:10.76 400m	1:10.84 [6] (0:14.48)	0:56.36 [8] (0:11.46)	0:44.90 [9] (0:11.48)	0:33.42 [9] (0:10.98)	0:22.44 [9] (0:10.76)	0:11.68 [8] (0:11.68)	2.3L	0:33.42	-7	
7	10 HOT SPRING GOLD Kyle Wilson-Taylor	3	68.1 400m	0:10.92 400m	1:10.92 [7] (0:14.17)	0:56.75 [6] (0:11.15)	0:45.60 [5] (0:11.59)	0:34.01 [6] (0:11.02)	0:22.99 [4] (0:10.92)	0:12.07 [5] (0:12.07)	2.77L	0:34.01	-7	
8	2 RANCH HAND Damien Thornton	4	66.4 600m	0:11.05 400m	1:11.20 [8] (0:14.06)	0:57.14 [5] (0:11.33)	0:45.81 [6] (0:11.42)	0:34.39 [5] (0:11.23)	0:23.16 [6] (0:11.05)	0:12.11 [7] (0:12.11)	4.42L	0:34.39	-3	
9	6 IRISH PLAYBOY Boris Thornton	7	66.7 600m	0:11.02 400m	1:11.30 [9] (0:14.54)	0:56.76 [9] (0:11.28)	0:45.48 [8] (0:11.46)	0:34.02 [8] (0:11.17)	0:22.85 [8] (0:11.02)	0:11.83 [9] (0:11.83)	4.99L	0:34.02	-6	

Scratched: Viral (#9)

[ ] Ranking at each section and finish  
 -:-:- No data available at this section  
 NA No data available

SCN Saddle cloth number  
 DNF Did not finish  
 DNT Did not track



Horse/Jockey Name	The Big Goodbye
Final Rank	1
Fastest Section Time (Section)	0:10.85 (400m)
Top Speed [km/h] (Section)	67.1 (400m)
Race State	Finished



### Eagle Farm QLD Professional

Race 7: PITCHERS PARTNERS OPEN Handicap - 1200m

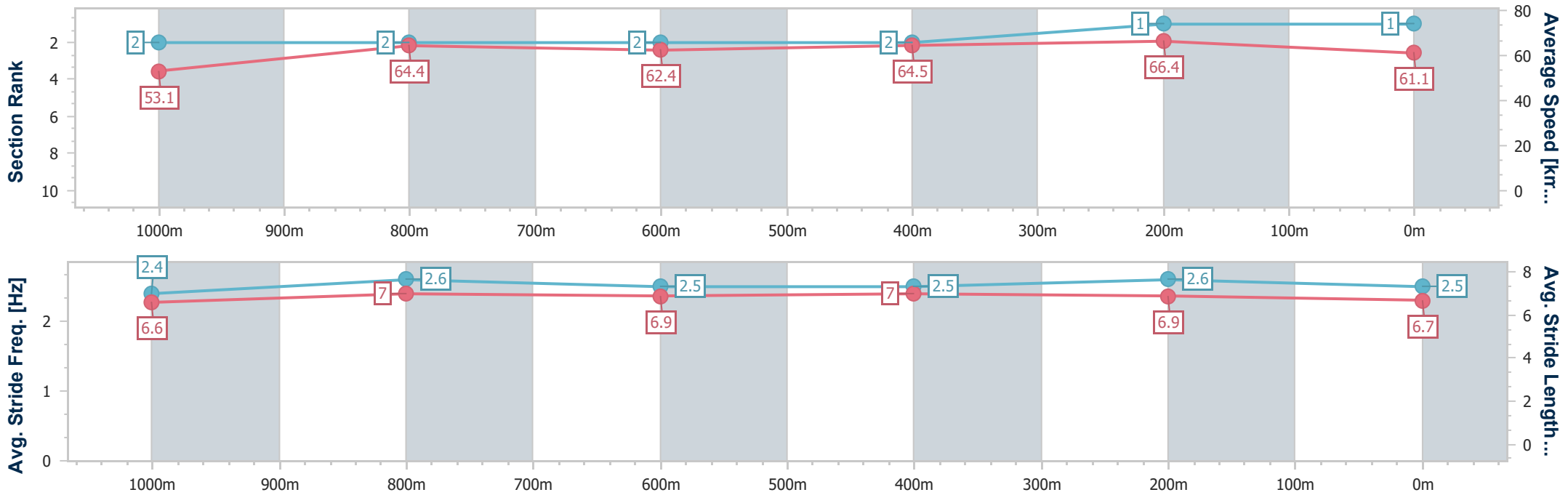
25 March 2023 - 15:56

Track Rating: Good 4, Weather: Fine, Rail Position: +1m Entire



BRISBANE RACING CLUB

Section	Overall	1000m	800m	600m	400m	200m
Section Times	1:10.45 [1] (0:13.57)	0:56.88 [2] (0:11.32)	0:45.56 [2] (0:11.72)	0:33.84 [2] (0:11.23)	0:22.61 [2] (0:10.85)	0:11.76 [1] (0:11.76)
Average Speed [km/h]	53.1	64.4	62.4	64.5	66.4	61.1
Top Speed [km/h]	65.2	65.3	63.8	66.2	67.1	65.0
Avg. Dist. to Rail [m]	2.6	2.5	3.5	1.6	2.2	2.0
Avg. Stride Freq. [Hz]	2.4	2.6	2.5	2.5	2.6	2.5
Avg. Stride Length [m]	6.6	7.0	6.9	7.0	6.9	6.7



- [ ] Ranking at each section and finish
- .-.- No data available at this section
- NA No data available



Horse/Jockey Name	Hilal
Final Rank	2
Fastest Section Time (Section)	0:10.79 (400m)
Top Speed [km/h] (Section)	67.7 (400m)
Race State	Finished



### Eagle Farm QLD Professional

Race 7: PITCHERS PARTNERS OPEN Handicap - 1200m

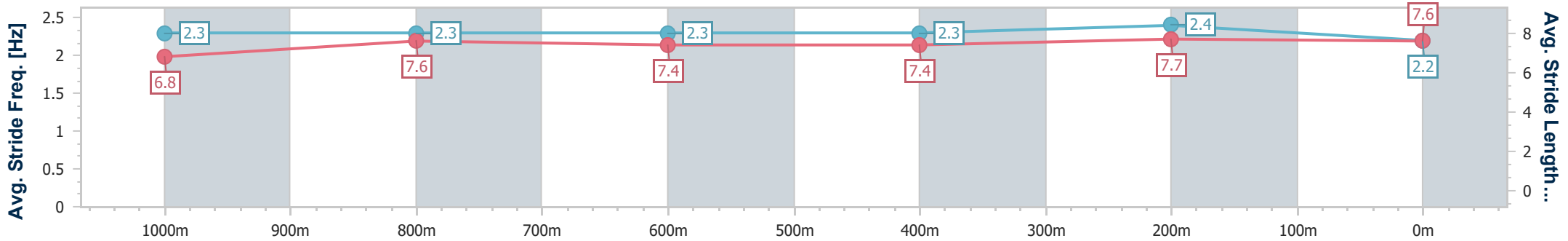
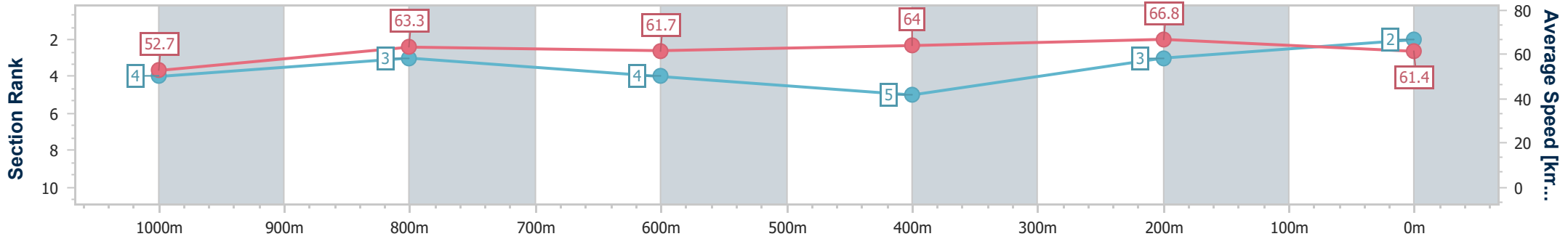
25 March 2023 - 15:56

Track Rating: Good 4, Weather: Fine, Rail Position: +1m Entire



BRISBANE RACING CLUB

Section	Overall	1000m	800m	600m	400m	200m
Section Times	1:10.46 [2] (0:13.70)	0:56.76 [4] (0:11.33)	0:45.43 [3] (0:11.68)	0:33.75 [4] (0:11.24)	0:22.51 [5] (0:10.79)	0:11.72 [3] (0:11.72)
Average Speed [km/h]	52.7	63.3	61.7	64.0	66.8	61.4
Top Speed [km/h]	66.5	64.4	63.1	67.3	67.7	65.0
Avg. Dist. to Rail [m]	3.1	0.4	0.5	0.7	0.9	3.2
Avg. Stride Freq. [Hz]	2.3	2.3	2.3	2.3	2.4	2.2
Avg. Stride Length [m]	6.8	7.6	7.4	7.4	7.7	7.6



- [ ] Ranking at each section and finish
- .-.- No data available at this section
- NA No data available



Horse/Jockey Name	Legal Esprit
Final Rank	3
Fastest Section Time (Section)	0:10.93 (400m)
Top Speed [km/h] (Section)	67.4 (400m)
Race State	Finished



Eagle Farm QLD Professional

Race 7: PITCHERS PARTNERS OPEN Handicap - 1200m

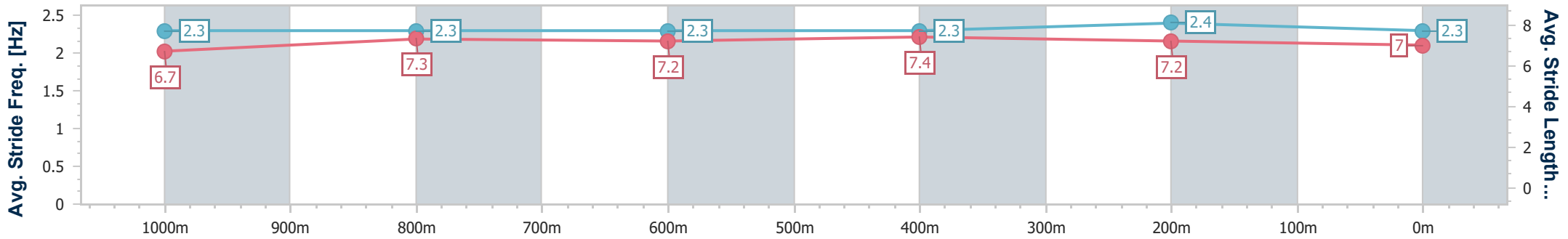
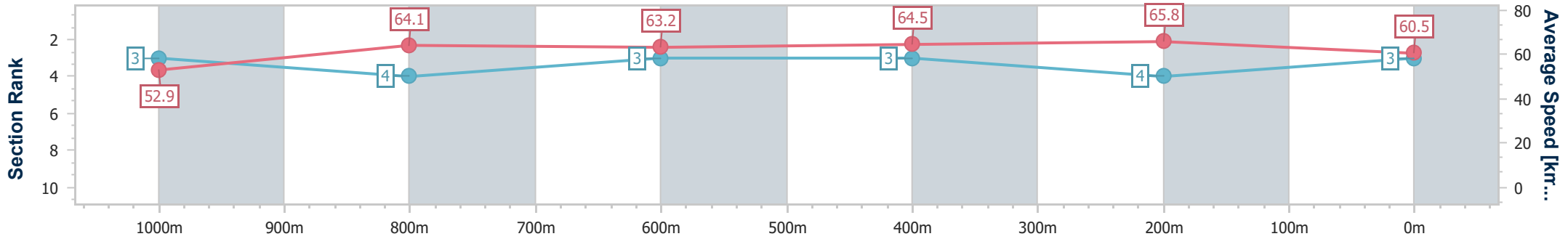
25 March 2023 - 15:56

Track Rating: Good 4, Weather: Fine, Rail Position: +1m Entire



BRISBANE RACING CLUB

Section	Overall	1000m	800m	600m	400m	200m
Section Times	1:10.49 [3] (0:13.64)	0:56.85 [3] (0:11.29)	0:45.56 [4] (0:11.44)	0:34.12 [3] (0:11.30)	0:22.82 [3] (0:10.93)	0:11.89 [4] (0:11.89)
Average Speed [km/h]	52.9	64.1	63.2	64.5	65.8	60.5
Top Speed [km/h]	66.6	64.8	64.1	66.7	67.4	63.5
Avg. Dist. to Rail [m]	4.9	1.0	1.0	2.2	4.0	4.9
Avg. Stride Freq. [Hz]	2.3	2.3	2.3	2.3	2.4	2.3
Avg. Stride Length [m]	6.7	7.3	7.2	7.4	7.2	7.0



- [ ] Ranking at each section and finish
- .-.- No data available at this section
- NA No data available



Horse/Jockey Name	Greyworm
Final Rank	4
Fastest Section Time (Section)	0:11.04 (400m)
Top Speed [km/h] (Section)	66.0 (400m)
Race State	Finished



Eagle Farm QLD Professional

Race 7: PITCHERS PARTNERS OPEN Handicap - 1200m

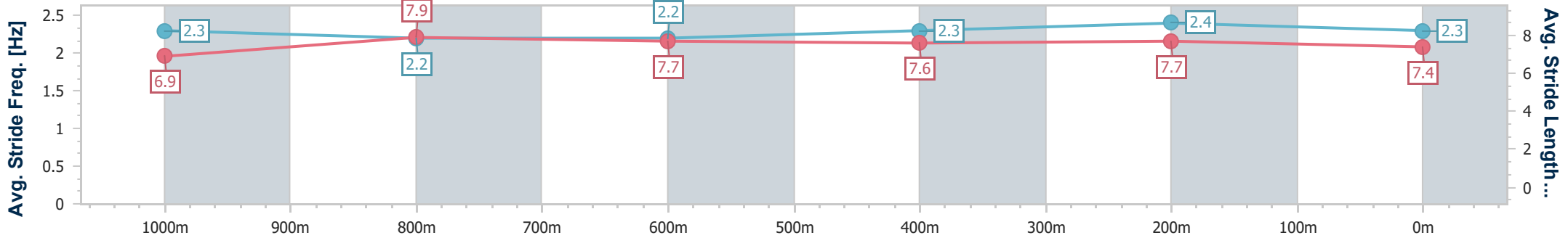
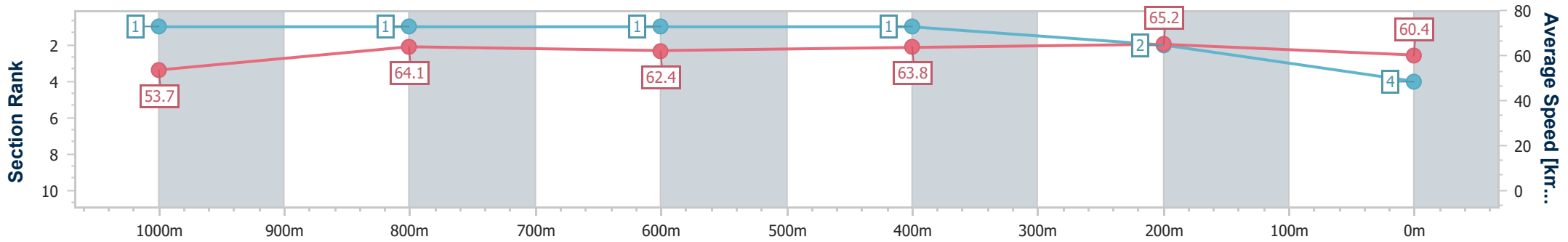
25 March 2023 - 15:56

Track Rating: Good 4, Weather: Fine, Rail Position: +1m Entire



BRISBANE RACING CLUB

Section	Overall	1000m	800m	600m	400m	200m
Section Times	1:10.54 [4] (0:13.41)	0:57.13 [1] (0:11.31)	0:45.82 [1] (0:11.57)	0:34.25 [1] (0:11.31)	0:22.94 [1] (0:11.04)	0:11.90 [2] (0:11.90)
Average Speed [km/h]	53.7	64.1	62.4	63.8	65.2	60.4
Top Speed [km/h]	65.7	64.6	63.9	65.2	66.0	64.8
Avg. Dist. to Rail [m]	0.6	1.3	1.0	0.4	0.4	0.2
Avg. Stride Freq. [Hz]	2.3	2.2	2.2	2.3	2.4	2.3
Avg. Stride Length [m]	6.9	7.9	7.7	7.6	7.7	7.4



- [ ] Ranking at each section and finish
- .-.- No data available at this section
- NA No data available



Horse/Jockey Name	Animate
Final Rank	5
Fastest Section Time (Section)	0:10.84 (400m)
Top Speed [km/h] (Section)	67.7 (400m)
Race State	Finished



### Eagle Farm QLD Professional

Race 7: PITCHERS PARTNERS OPEN Handicap - 1200m

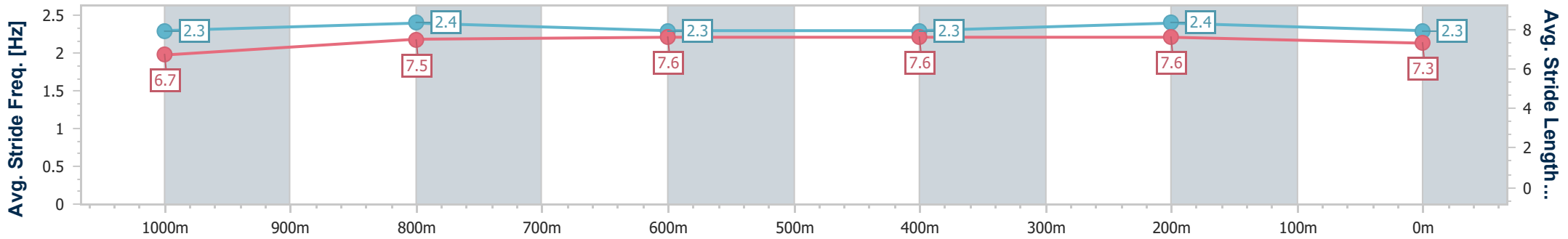
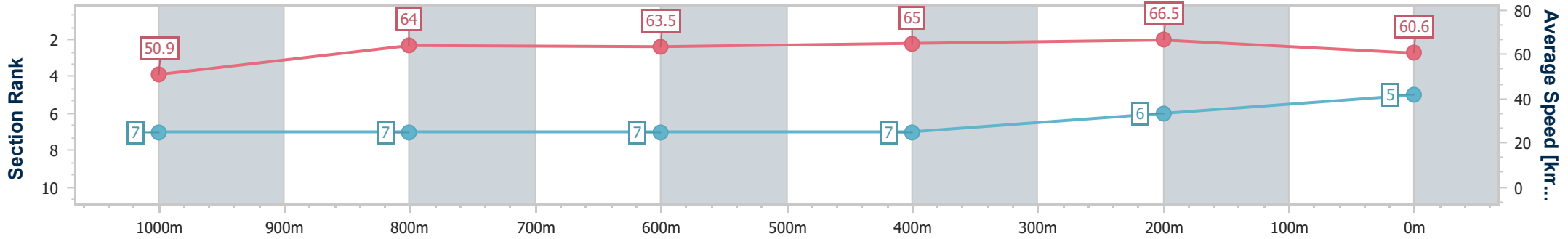
25 March 2023 - 15:56

Track Rating: Good 4, Weather: Fine, Rail Position: +1m Entire



BRISBANE RACING CLUB

Section	Overall	1000m	800m	600m	400m	200m
Section Times	1:10.77 [5] (0:14.15)	0:56.62 [7] (0:11.32)	0:45.30 [7] (0:11.39)	0:33.91 [7] (0:11.19)	0:22.72 [7] (0:10.84)	0:11.88 [6] (0:11.88)
Average Speed [km/h]	50.9	64.0	63.5	65.0	66.5	60.6
Top Speed [km/h]	64.4	64.8	64.1	66.8	67.7	65.1
Avg. Dist. to Rail [m]	2.3	1.0	0.6	2.7	4.1	5.4
Avg. Stride Freq. [Hz]	2.3	2.4	2.3	2.3	2.4	2.3
Avg. Stride Length [m]	6.7	7.5	7.6	7.6	7.6	7.3



- [ ] Ranking at each section and finish
- .-.- No data available at this section
- NA No data available



Horse/Jockey Name	Irish Songs
Final Rank	6
Fastest Section Time (Section)	0:10.76 (400m)
Top Speed [km/h] (Section)	67.8 (600m)
Race State	Finished



### Eagle Farm QLD Professional

Race 7: PITCHERS PARTNERS OPEN Handicap - 1200m

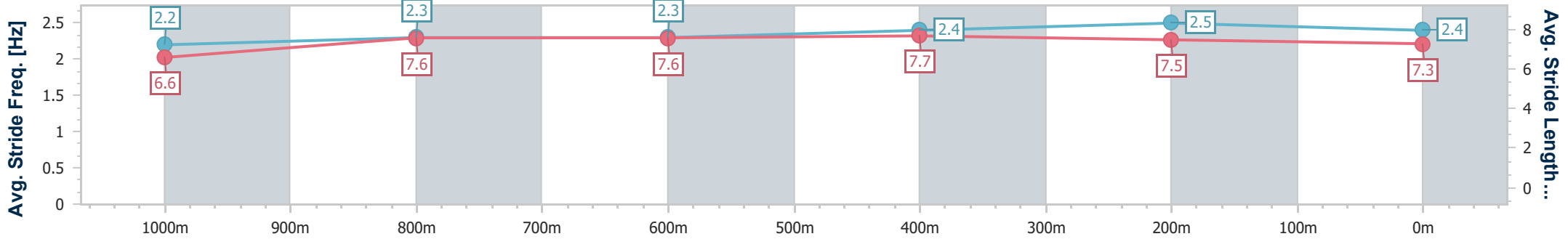
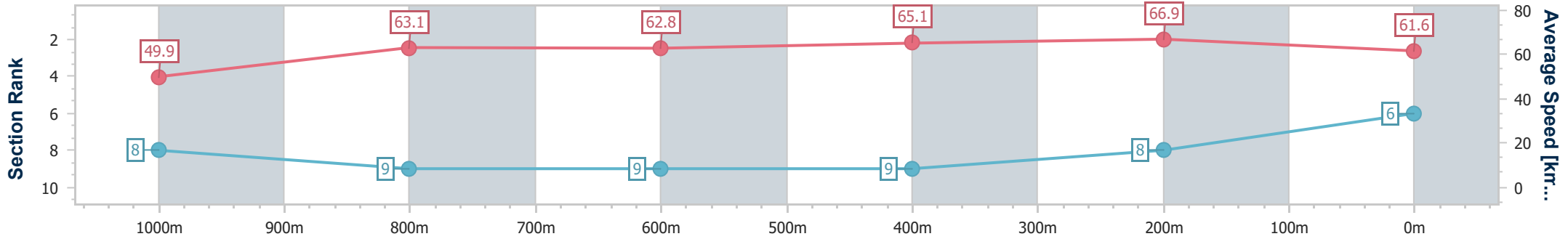
25 March 2023 - 15:56

Track Rating: Good 4, Weather: Fine, Rail Position: +1m Entire



BRISBANE RACING CLUB

Section	Overall	1000m	800m	600m	400m	200m
Section Times	1:10.84 [6] (0:14.48)	0:56.36 [8] (0:11.46)	0:44.90 [9] (0:11.48)	0:33.42 [9] (0:10.98)	0:22.44 [9] (0:10.76)	0:11.68 [8]
Average Speed [km/h]	49.9	63.1	62.8	65.1	66.9	61.6
Top Speed [km/h]	62.2	64.6	63.5	67.8	67.6	65.7
Avg. Dist. to Rail [m]	4.3	1.0	0.3	1.2	2.6	5.6
Avg. Stride Freq. [Hz]	2.2	2.3	2.3	2.4	2.5	2.4
Avg. Stride Length [m]	6.6	7.6	7.6	7.7	7.5	7.3



- [ ] Ranking at each section and finish
- .-.- No data available at this section
- NA No data available



Horse/Jockey Name	Hot Spring Gold
Final Rank	7
Fastest Section Time (Section)	0:10.92 (400m)
Top Speed [km/h] (Section)	68.1 (400m)
Race State	Finished



### Eagle Farm QLD Professional

Race 7: PITCHERS PARTNERS OPEN Handicap - 1200m

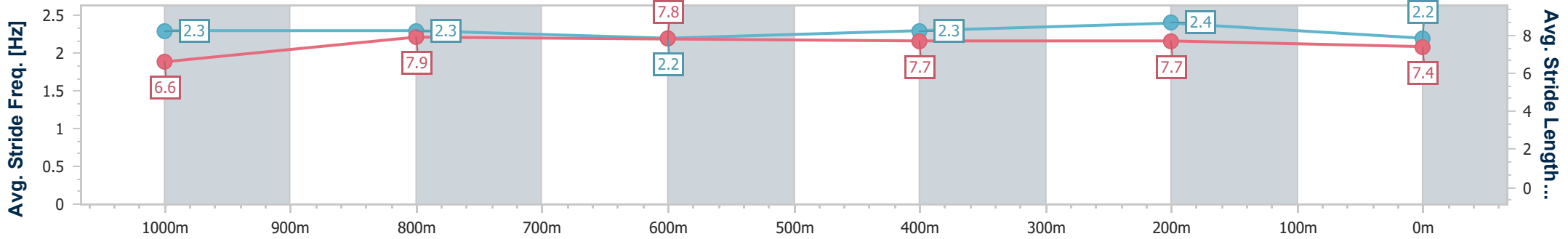
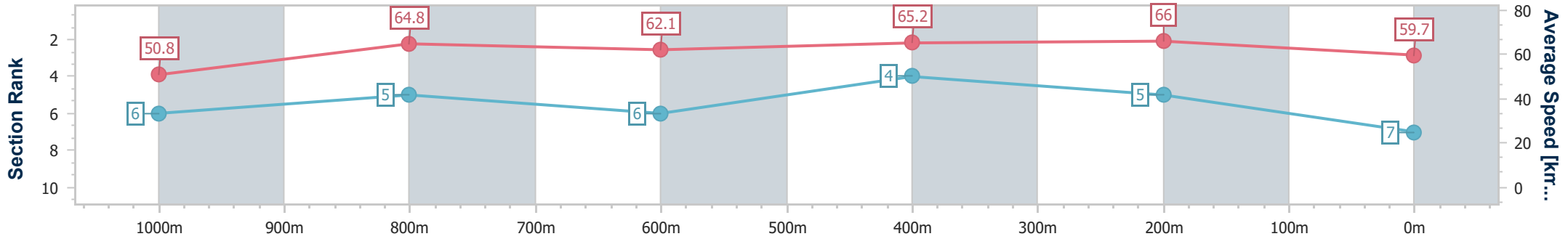
25 March 2023 - 15:56

Track Rating: Good 4, Weather: Fine, Rail Position: +1m Entire



BRISBANE RACING CLUB

Section	Overall	1000m	800m	600m	400m	200m
Section Times	1:10.92 [7] (0:14.17)	0:56.75 [6] (0:11.15)	0:45.60 [5] (0:11.59)	0:34.01 [6] (0:11.02)	0:22.99 [4] (0:10.92)	0:12.07 [5]
Average Speed [km/h]	50.8	64.8	62.1	65.2	66.0	59.7
Top Speed [km/h]	65.2	65.6	64.3	68.1	68.1	64.7
Avg. Dist. to Rail [m]	0.6	0.3	0.3	0.4	0.3	2.4
Avg. Stride Freq. [Hz]	2.3	2.3	2.2	2.3	2.4	2.2
Avg. Stride Length [m]	6.6	7.9	7.8	7.7	7.7	7.4



- [ ] Ranking at each section and finish
- .-.- No data available at this section
- NA No data available





Horse/Jockey Name	Ranch Hand
Final Rank	8
Fastest Section Time (Section)	0:11.05 (400m)
Top Speed [km/h] (Section)	66.4 (600m)
Race State	Finished



### Eagle Farm QLD Professional

Race 7: PITCHERS PARTNERS OPEN Handicap - 1200m

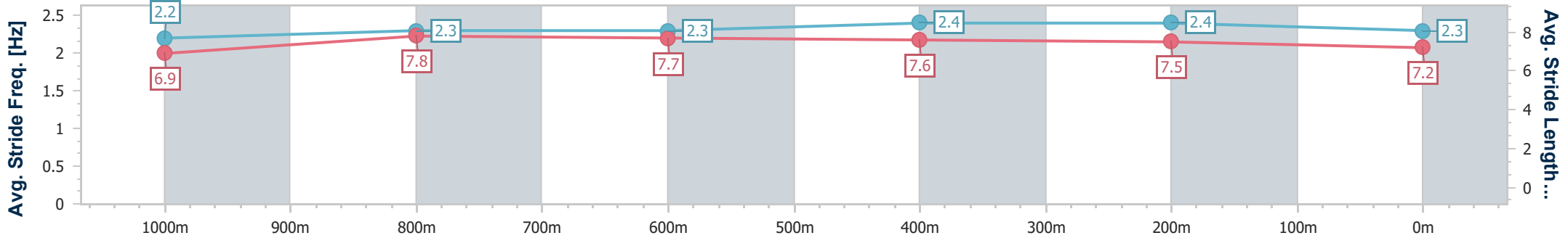
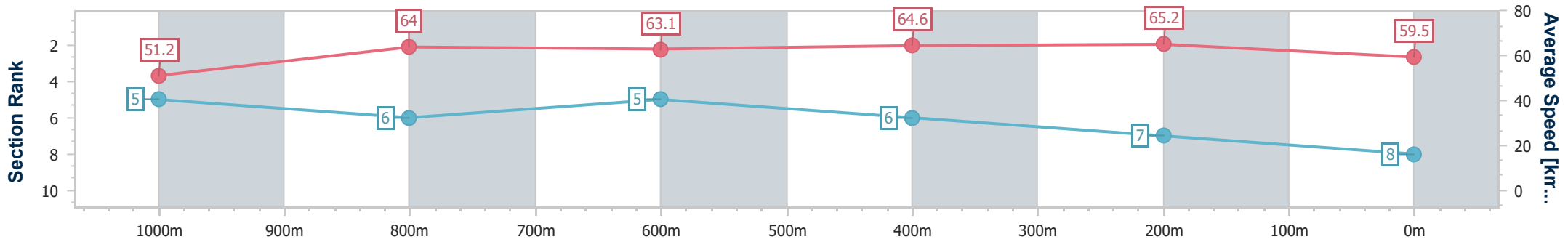
25 March 2023 - 15:56

Track Rating: Good 4, Weather: Fine, Rail Position: +1m Entire



BRISBANE RACING CLUB

Section	Overall	1000m	800m	600m	400m	200m
Section Times	1:11.20 [8] (0:14.06)	0:57.14 [5] (0:11.33)	0:45.81 [6] (0:11.42)	0:34.39 [5] (0:11.23)	0:23.16 [6] (0:11.05)	0:12.11 [7]
Average Speed [km/h]	51.2	64.0	63.1	64.6	65.2	59.5
Top Speed [km/h]	64.5	64.8	64.0	66.4	66.2	62.9
Avg. Dist. to Rail [m]	1.7	1.4	0.5	1.9	5.8	6.7
Avg. Stride Freq. [Hz]	2.2	2.3	2.3	2.4	2.4	2.3
Avg. Stride Length [m]	6.9	7.8	7.7	7.6	7.5	7.2



- [ ] Ranking at each section and finish
- .-.- No data available at this section
- NA No data available



Horse/Jockey Name	Irish Playboy
Final Rank	9
Fastest Section Time (Section)	0:11.02 (400m)
Top Speed [km/h] (Section)	66.7 (600m)
Race State	Finished



### Eagle Farm QLD Professional

Race 7: PITCHERS PARTNERS OPEN Handicap - 1200m

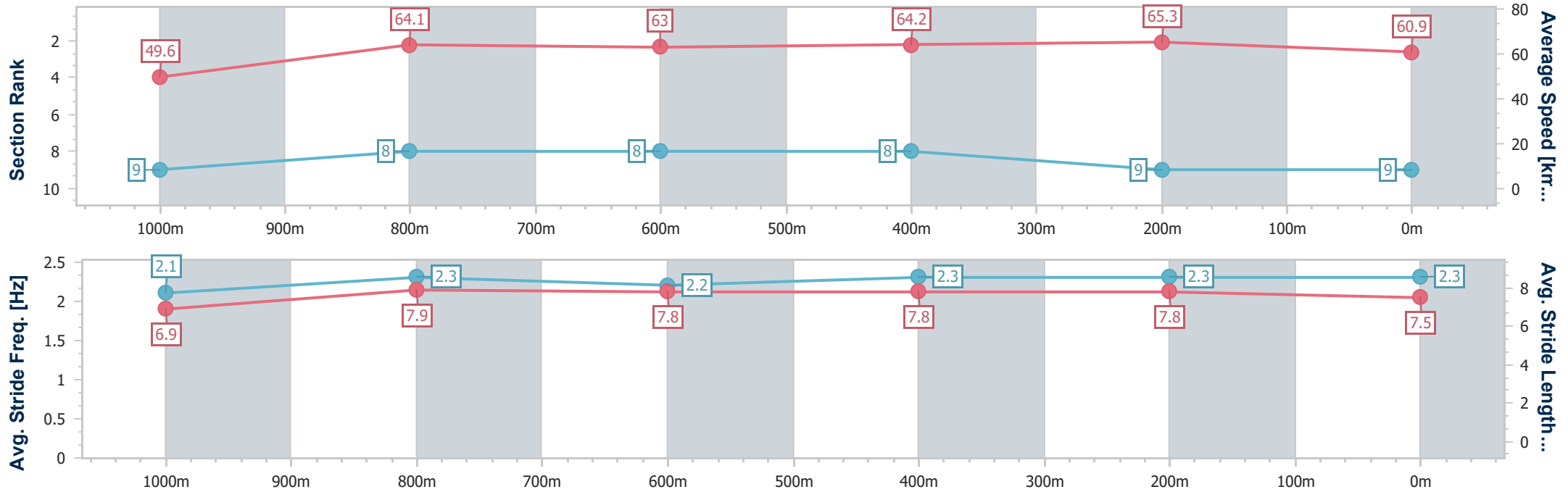
25 March 2023 - 15:56

Track Rating: Good 4, Weather: Fine, Rail Position: +1m Entire



BRISBANE RACING CLUB

Section	Overall	1000m	800m	600m	400m	200m
Section Times	1:11.30 [9] (0:14.54)	0:56.76 [9] (0:11.28)	0:45.48 [8] (0:11.46)	0:34.02 [8] (0:11.17)	0:22.85 [8] (0:11.02)	0:11.83 [9] (0:11.83)
Average Speed [km/h]	49.6	64.1	63.0	64.2	65.3	60.9
Top Speed [km/h]	63.0	65.4	63.9	66.7	66.7	63.5
Avg. Dist. to Rail [m]	3.3	0.8	0.4	0.9	0.2	2.0
Avg. Stride Freq. [Hz]	2.1	2.3	2.2	2.3	2.3	2.3
Avg. Stride Length [m]	6.9	7.9	7.8	7.8	7.8	7.5



- [ ] Ranking at each section and finish
- .-.- No data available at this section
- NA No data available