



Eagle Farm QLD Professional

Race 8: ACE BENCHMARK 78 Handicap - 1200m

25 March 2023 - 16:32



BRISBANE
RACING CLUB

Track Rating: Good 4, Weather: Fine, Rail Position: +1m Entire

| Section | | Field Times | | | | | | | | | | Last 600m | | | | |
|---------|-----------------------------------------|----------------------|----------------------|----------------------|---------------------------|---------------------------|---------------------------|---------------------------|---------------------------|---------------------------|---------|-----------|---------|--|--------|------------------------|
| | | Overall | 1000m | 800m | 600m | 400m | 200m | | | | | | 0:34.22 | | | |
| | | 1:09.80 (0:13.54) | 0:56.26 (0:10.76) | 0:45.50 (0:11.28) | 0:34.22 (0:11.46) | 0:22.76 (0:10.94) | 0:11.82 (0:11.82) | | | | | | | | | |
| Rank | TAB Horse/Jockey | Barrier | Top Speed [km/h] | Fastest Section | | | | | | | | | | | Margin | Distance Travelled [m] |
| 1 | 9 KIPSBAY Taylor Marshall | 2 | 68.1 1000m | 0:10.76 1000m | 1:09.80 [1] (0:13.54) | 0:56.26 [1] (0:10.76) | 0:45.50 [1] (0:11.28) | 0:34.22 [1] (0:11.46) | 0:22.76 [1] (0:10.94) | 0:11.82 [1] (0:11.82) | 1:09.80 | 0:34.22 | | | | |
| 2 | 10 LIGHT OF BOOM Elione Chaves | 1 | 67.0 400m | 0:10.95 1000m | 1:10.34 [2] (0:13.87) | 0:56.47 [6] (0:10.95) | 0:45.52 [3] (0:11.26) | 0:34.26 [3] (0:11.40) | 0:22.86 [3] (0:10.96) | 0:11.90 [2] (0:11.90) | 3.16L | 0:34.26 | -2 | | | |
| 3 | 2 FASTCONI James Orman | 3 | 67.2 1000m | 0:10.98 1000m | 1:10.41 [3] (0:14.19) | 0:56.22 [9] (0:10.98) | 0:45.24 [8] (0:11.15) | 0:34.09 [6] (0:11.29) | 0:22.80 [4] (0:11.07) | 0:11.73 [4] (0:11.73) | 3.6L | 0:34.09 | -6 | | | |
| 4 | 17 BILLY'S BRO Damien Thornton | 5 | 66.3 1000m | 0:11.00 1000m | 1:10.69 [4] (0:14.42) | 0:56.27 [10] (0:11.00) | 0:45.27 [10] (0:11.14) | 0:34.13 [10] (0:11.18) | 0:22.95 [9] (0:11.12) | 0:11.83 [9] (0:11.83) | 5.26L | 0:34.13 | -3 | | | |
| 5 | 7 BILLIONDOLLARBABY Ben Thompson | 6 | 67.1 Overall | 0:10.95 1000m | 1:10.76 [5] (0:13.61) | 0:57.15 [2] (0:10.95) | 0:46.20 [2] (0:11.14) | 0:35.06 [2] (0:11.47) | 0:23.59 [2] (0:11.17) | 0:12.42 [3] (0:12.42) | 5.62L | 0:35.06 | -2 | | | |
| 6 | 12 SNAZZ 'N' CHARM Brodie Loy | 8 | 67.0 1000m | 0:11.05 1000m | 1:10.79 [6] (0:14.14) | 0:56.65 [8] (0:11.05) | 0:45.60 [9] (0:11.21) | 0:34.39 [7] (0:11.22) | 0:23.17 [5] (0:11.07) | 0:12.10 [5] (0:12.10) | 5.82L | 0:34.39 | -3 | | | |
| 7 | 15 MISS BALTIMORE Angela Jones | 12 | 66.1 600m | 0:11.22 600m | 1:11.17 [7] (0:13.80) | 0:57.37 [4] (0:11.26) | 0:46.11 [6] (0:11.35) | 0:34.76 [8] (0:11.22) | 0:23.54 [6] (0:11.29) | 0:12.25 [7] (0:12.25) | 8.07L | 0:34.76 | +2 | | | |
| 8 | 4 MILL ROSSA Justin Stanley | 10 | 68.5 Overall | 0:11.08 1000m | 1:11.52 [8] (0:13.70) | 0:57.82 [3] (0:11.08) | 0:46.74 [4] (0:11.24) | 0:35.50 [4] (0:11.52) | 0:23.98 [8] (0:11.30) | 0:12.68 [8] (0:12.68) | 10.1L | 0:35.50 | +1 | | | |
| 9 | 6 LEAVE ME SOME Luke Rolls | 4 | 67.3 1000m | 0:10.97 1000m | 1:11.70 [9] (0:13.84) | 0:57.86 [5] (0:10.97) | 0:46.89 [5] (0:11.32) | 0:35.57 [5] (0:11.42) | 0:24.15 [7] (0:11.27) | 0:12.88 [6] (0:12.88) | 11.15L | 0:35.57 | +1 | | | |
| 10 | 1 BEAUTY LEGACY Jag Guthmann-Chester | 16 | 66.6 Overall | 0:11.23 1000m | 1:12.08 [10] (0:13.89) | 0:58.19 [7] (0:11.23) | 0:46.96 [7] (0:11.26) | 0:35.70 [9] (0:11.48) | 0:24.22 [10] (0:11.44) | 0:12.78 [10] (0:12.78) | 13.41L | 0:35.70 | +3 | | | |

Scratched: Astero (#3), Hidden Eyes (#5), Broken Hill (#8), Reality (#11), Beaux Rumble (#13), Fumiko (#14), Befana (#16)



| | |
|--------------------------------|-----------------|
| Horse/Jockey Name | Kipsbay |
| Final Rank | 1 |
| Fastest Section Time (Section) | 0:10.76 (1000m) |
| Top Speed [km/h] (Section) | 68.1 (1000m) |
| Race State | Finished |



Eagle Farm QLD Professional
Race 8: ACE BENCHMARK 78 Handicap - 1200m

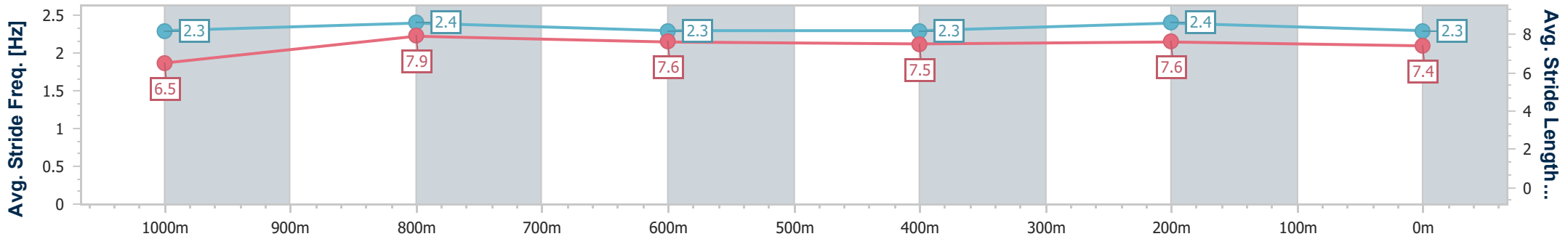
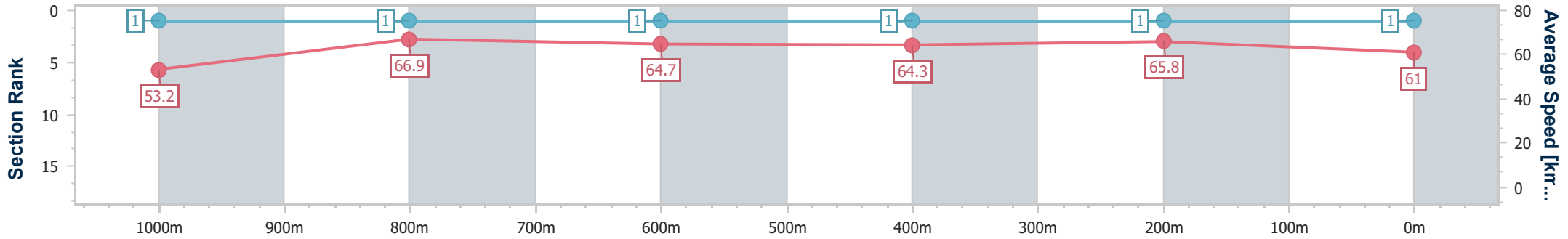
25 March 2023 - 16:32

Track Rating: Good 4, Weather: Fine, Rail Position: +1m Entire



BRISBANE
RACING CLUB

| Section | Overall | 1000m | 800m | 600m | 400m | 200m |
|------------------------|--------------------------|--------------------------|--------------------------|--------------------------|--------------------------|--------------------------|
| Section Times | 1:09.80 [1] (0:13.54) | 0:56.26 [1] (0:10.76) | 0:45.50 [1] (0:11.28) | 0:34.22 [1] (0:11.46) | 0:22.76 [1] (0:10.94) | 0:11.82 [1] (0:11.82) |
| Average Speed [km/h] | 53.2 | 66.9 | 64.7 | 64.3 | 65.8 | 61.0 |
| Top Speed [km/h] | 66.5 | 68.1 | 66.3 | 66.8 | 67.0 | 64.3 |
| Avg. Dist. to Rail [m] | 0.8 | 0.6 | 3.3 | 4.1 | 1.8 | 0.4 |
| Avg. Stride Freq. [Hz] | 2.3 | 2.4 | 2.3 | 2.3 | 2.4 | 2.3 |
| Avg. Stride Length [m] | 6.5 | 7.9 | 7.6 | 7.5 | 7.6 | 7.4 |



- [] Ranking at each section and finish
- .-.- No data available at this section
- NA No data available



| | |
|--------------------------------|-----------------|
| Horse/Jockey Name | Light Of Boom |
| Final Rank | 2 |
| Fastest Section Time (Section) | 0:10.95 (1000m) |
| Top Speed [km/h] (Section) | 67.0 (400m) |
| Race State | Finished |



Eagle Farm QLD Professional
Race 8: ACE BENCHMARK 78 Handicap - 1200m

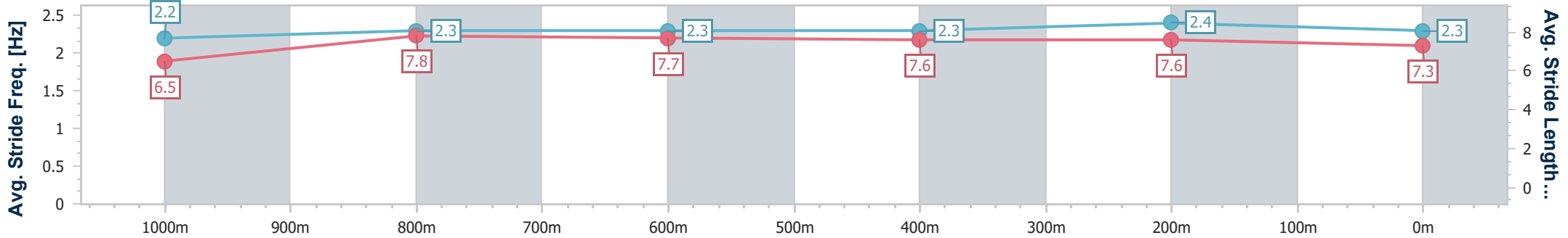
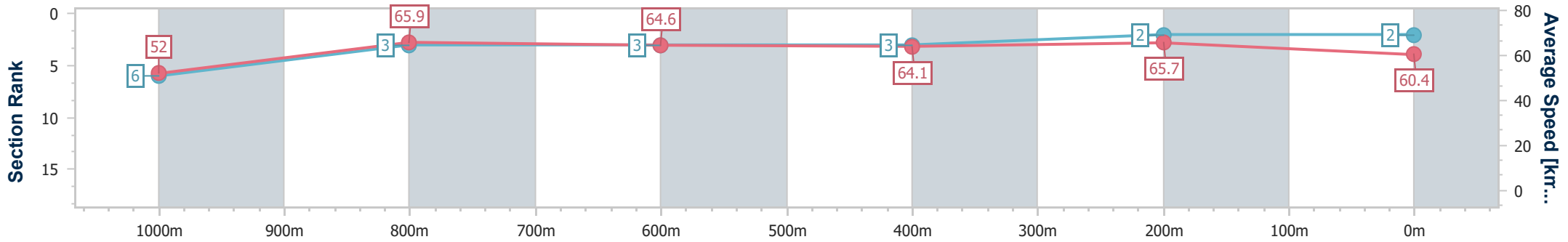
25 March 2023 - 16:32

Track Rating: Good 4, Weather: Fine, Rail Position: +1m Entire



BRISBANE
RACING CLUB

| Section | Overall | 1000m | 800m | 600m | 400m | 200m |
|------------------------|--------------------------|--------------------------|--------------------------|--------------------------|--------------------------|--------------------------|
| Section Times | 1:10.34 [2] (0:13.87) | 0:56.47 [6] (0:10.95) | 0:45.52 [3] (0:11.26) | 0:34.26 [3] (0:11.40) | 0:22.86 [3] (0:10.96) | 0:11.90 [2] (0:11.90) |
| Average Speed [km/h] | 52.0 | 65.9 | 64.6 | 64.1 | 65.7 | 60.4 |
| Top Speed [km/h] | 65.8 | 66.5 | 66.2 | 65.9 | 67.0 | 63.9 |
| Avg. Dist. to Rail [m] | 0.6 | 0.3 | 2.2 | 2.5 | 1.9 | 2.2 |
| Avg. Stride Freq. [Hz] | 2.2 | 2.3 | 2.3 | 2.3 | 2.4 | 2.3 |
| Avg. Stride Length [m] | 6.5 | 7.8 | 7.7 | 7.6 | 7.6 | 7.3 |



- [] Ranking at each section and finish
- .-.- No data available at this section
- NA No data available



| | |
|--------------------------------|-----------------|
| Horse/Jockey Name | Fastconi |
| Final Rank | 3 |
| Fastest Section Time (Section) | 0:10.98 (1000m) |
| Top Speed [km/h] (Section) | 67.2 (1000m) |
| Race State | Finished |



Eagle Farm QLD Professional
Race 8: ACE BENCHMARK 78 Handicap - 1200m

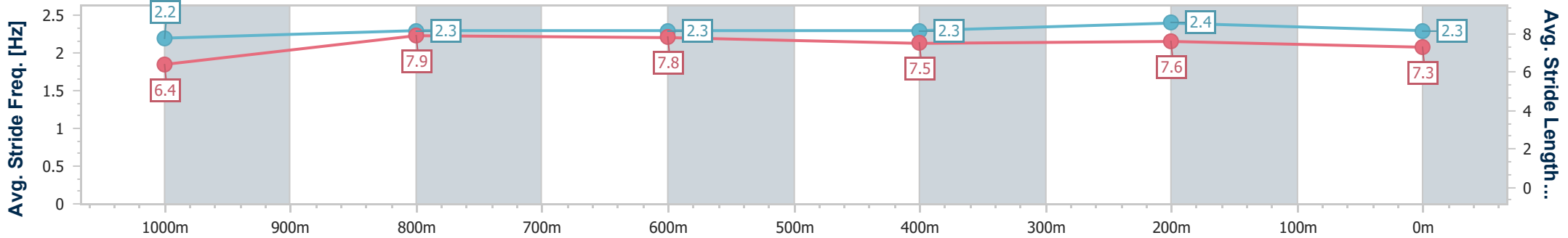
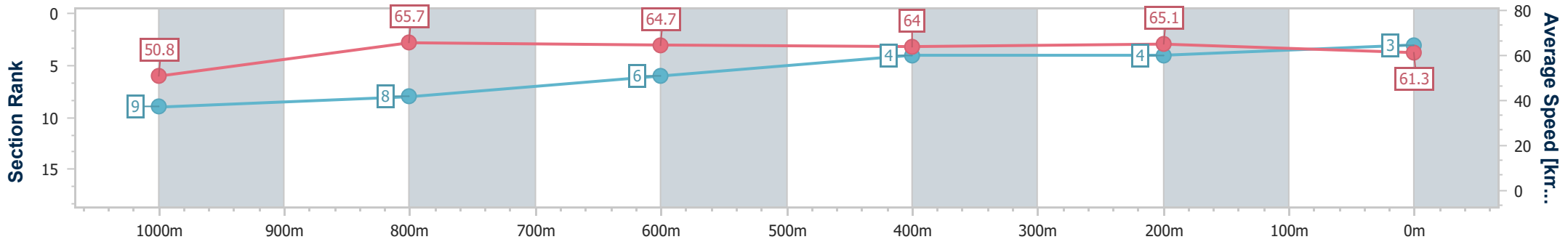
25 March 2023 - 16:32

Track Rating: Good 4, Weather: Fine, Rail Position: +1m Entire



BRISBANE
RACING CLUB

| Section | Overall | 1000m | 800m | 600m | 400m | 200m |
|------------------------|--------------------------|--------------------------|--------------------------|--------------------------|--------------------------|--------------------------|
| Section Times | 1:10.41 [3] (0:14.19) | 0:56.22 [9] (0:10.98) | 0:45.24 [8] (0:11.15) | 0:34.09 [6] (0:11.29) | 0:22.80 [4] (0:11.07) | 0:11.73 [4] (0:11.73) |
| Average Speed [km/h] | 50.8 | 65.7 | 64.7 | 64.0 | 65.1 | 61.3 |
| Top Speed [km/h] | 64.2 | 67.2 | 67.1 | 65.9 | 66.3 | 64.4 |
| Avg. Dist. to Rail [m] | 1.9 | 0.5 | 0.2 | 0.6 | 2.0 | 1.1 |
| Avg. Stride Freq. [Hz] | 2.2 | 2.3 | 2.3 | 2.3 | 2.4 | 2.3 |
| Avg. Stride Length [m] | 6.4 | 7.9 | 7.8 | 7.5 | 7.6 | 7.3 |



- [] Ranking at each section and finish
- .-.- No data available at this section
- NA No data available



| | |
|--------------------------------|-----------------|
| Horse/Jockey Name | Billy's Bro |
| Final Rank | 4 |
| Fastest Section Time (Section) | 0:11.00 (1000m) |
| Top Speed [km/h] (Section) | 66.3 (1000m) |
| Race State | Finished |



Eagle Farm QLD Professional
Race 8: ACE BENCHMARK 78 Handicap - 1200m

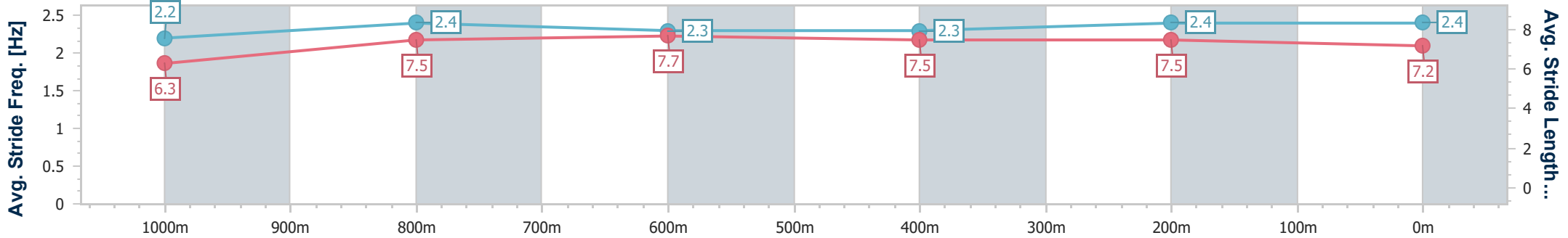
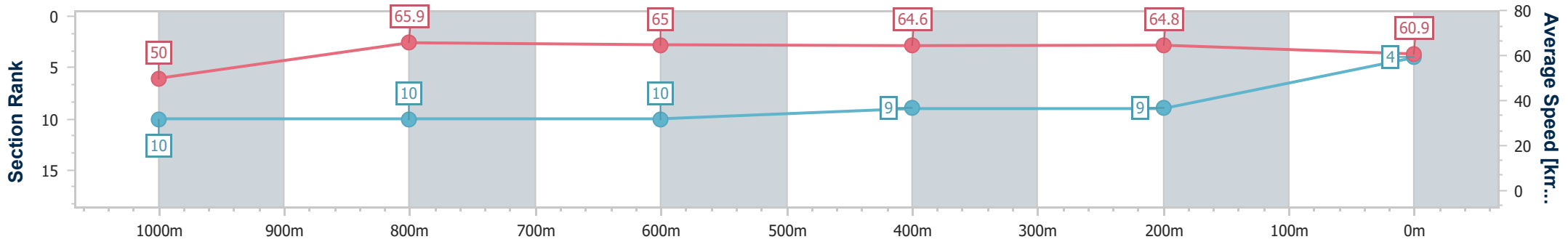
25 March 2023 - 16:32

Track Rating: Good 4, Weather: Fine, Rail Position: +1m Entire



BRISBANE RACING CLUB

| Section | Overall | 1000m | 800m | 600m | 400m | 200m |
|------------------------|--------------------------|---------------------------|---------------------------|---------------------------|--------------------------|--------------------------|
| Section Times | 1:10.69 [4] (0:14.42) | 0:56.27 [10] (0:11.00) | 0:45.27 [10] (0:11.14) | 0:34.13 [10] (0:11.18) | 0:22.95 [9] (0:11.12) | 0:11.83 [9] (0:11.83) |
| Average Speed [km/h] | 50.0 | 65.9 | 65.0 | 64.6 | 64.8 | 60.9 |
| Top Speed [km/h] | 64.6 | 66.3 | 66.1 | 65.4 | 65.8 | 63.2 |
| Avg. Dist. to Rail [m] | 3.6 | 1.7 | 0.9 | 0.7 | 2.0 | 5.4 |
| Avg. Stride Freq. [Hz] | 2.2 | 2.4 | 2.3 | 2.3 | 2.4 | 2.4 |
| Avg. Stride Length [m] | 6.3 | 7.5 | 7.7 | 7.5 | 7.5 | 7.2 |



- [] Ranking at each section and finish
- .-.- No data available at this section
- NA No data available



| | |
|--------------------------------|-------------------|
| Horse/Jockey Name | Billiondollarbaby |
| Final Rank | 5 |
| Fastest Section Time (Section) | 0:10.95 (1000m) |
| Top Speed [km/h] (Section) | 67.1 (Overall) |
| Race State | Finished |



Eagle Farm QLD Professional
Race 8: ACE BENCHMARK 78 Handicap - 1200m

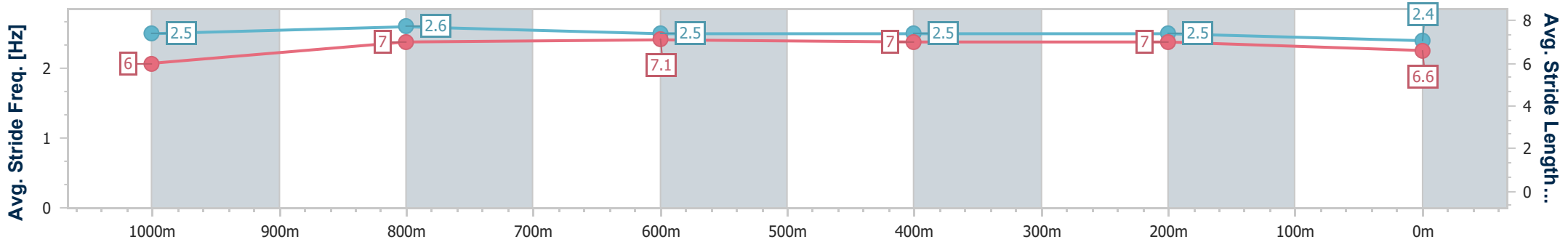
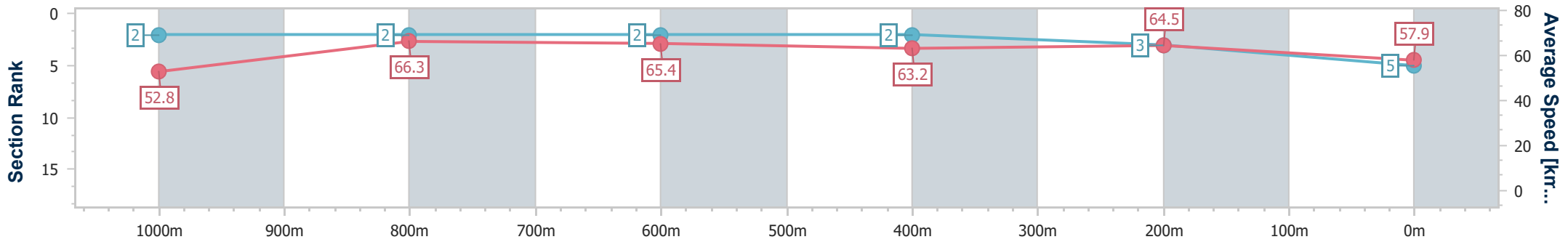
25 March 2023 - 16:32

Track Rating: Good 4, Weather: Fine, Rail Position: +1m Entire



BRISBANE
RACING CLUB

| Section | Overall | 1000m | 800m | 600m | 400m | 200m |
|------------------------|--------------------------|--------------------------|--------------------------|--------------------------|--------------------------|--------------------------|
| Section Times | 1:10.76 [5] (0:13.61) | 0:57.15 [2] (0:10.95) | 0:46.20 [2] (0:11.14) | 0:35.06 [2] (0:11.47) | 0:23.59 [2] (0:11.17) | 0:12.42 [3] (0:12.42) |
| Average Speed [km/h] | 52.8 | 66.3 | 65.4 | 63.2 | 64.5 | 57.9 |
| Top Speed [km/h] | 67.1 | 66.8 | 66.3 | 63.8 | 66.3 | 61.4 |
| Avg. Dist. to Rail [m] | 4.4 | 1.4 | 2.3 | 1.7 | 1.8 | 3.3 |
| Avg. Stride Freq. [Hz] | 2.5 | 2.6 | 2.5 | 2.5 | 2.5 | 2.4 |
| Avg. Stride Length [m] | 6.0 | 7.0 | 7.1 | 7.0 | 7.0 | 6.6 |



- [] Ranking at each section and finish
- .-.- No data available at this section
- NA No data available



| | |
|--------------------------------|-----------------|
| Horse/Jockey Name | Snazz 'N' Charm |
| Final Rank | 6 |
| Fastest Section Time (Section) | 0:11.05 (1000m) |
| Top Speed [km/h] (Section) | 67.0 (1000m) |
| Race State | Finished |



Eagle Farm QLD Professional
Race 8: ACE BENCHMARK 78 Handicap - 1200m

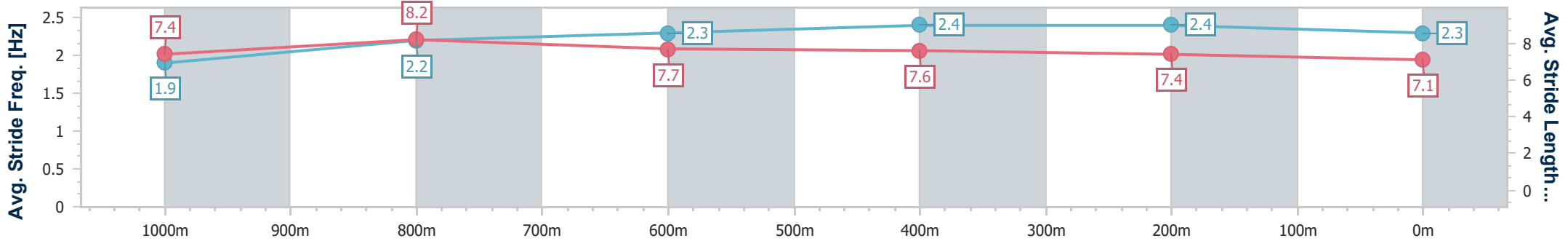
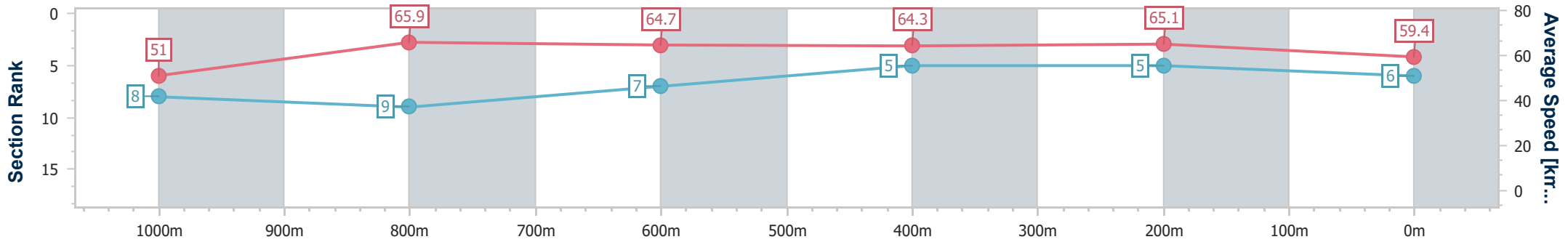
25 March 2023 - 16:32

Track Rating: Good 4, Weather: Fine, Rail Position: +1m Entire



BRISBANE RACING CLUB

| Section | Overall | 1000m | 800m | 600m | 400m | 200m |
|------------------------|--------------------------|--------------------------|--------------------------|--------------------------|--------------------------|--------------------------|
| Section Times | 1:10.79 [6] (0:14.14) | 0:56.65 [8] (0:11.05) | 0:45.60 [9] (0:11.21) | 0:34.39 [7] (0:11.22) | 0:23.17 [5] (0:11.07) | 0:12.10 [5] (0:12.10) |
| Average Speed [km/h] | 51.0 | 65.9 | 64.7 | 64.3 | 65.1 | 59.4 |
| Top Speed [km/h] | 65.7 | 67.0 | 66.0 | 65.9 | 66.2 | 63.5 |
| Avg. Dist. to Rail [m] | 4.8 | 2.1 | 1.2 | 0.9 | 1.9 | 4.8 |
| Avg. Stride Freq. [Hz] | 1.9 | 2.2 | 2.3 | 2.4 | 2.4 | 2.3 |
| Avg. Stride Length [m] | 7.4 | 8.2 | 7.7 | 7.6 | 7.4 | 7.1 |



- [] Ranking at each section and finish
- .-.- No data available at this section
- NA No data available



| | |
|--------------------------------|----------------|
| Horse/Jockey Name | Miss Baltimore |
| Final Rank | 7 |
| Fastest Section Time (Section) | 0:11.22 (600m) |
| Top Speed [km/h] (Section) | 66.1 (600m) |
| Race State | Finished |



Eagle Farm QLD Professional
Race 8: ACE BENCHMARK 78 Handicap - 1200m

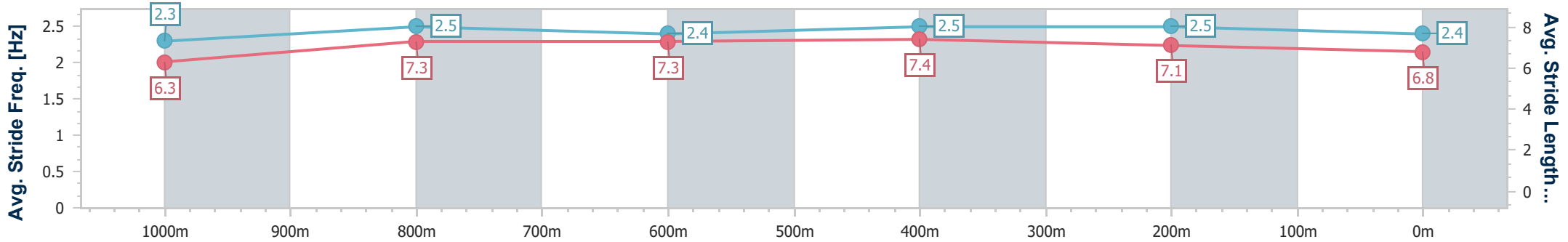
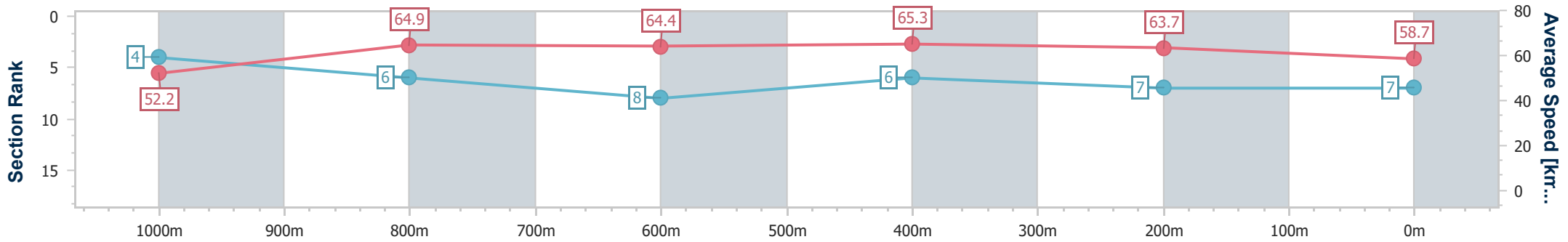
25 March 2023 - 16:32

Track Rating: Good 4, Weather: Fine, Rail Position: +1m Entire



BRISBANE RACING CLUB

| Section | Overall | 1000m | 800m | 600m | 400m | 200m |
|------------------------|--------------------------|--------------------------|--------------------------|--------------------------|--------------------------|--------------------------|
| Section Times | 1:11.17 [7] (0:13.80) | 0:57.37 [4] (0:11.26) | 0:46.11 [6] (0:11.35) | 0:34.76 [8] (0:11.22) | 0:23.54 [6] (0:11.29) | 0:12.25 [7] (0:12.25) |
| Average Speed [km/h] | 52.2 | 64.9 | 64.4 | 65.3 | 63.7 | 58.7 |
| Top Speed [km/h] | 65.6 | 65.7 | 65.6 | 66.1 | 65.9 | 62.4 |
| Avg. Dist. to Rail [m] | 6.4 | 2.7 | 3.1 | 3.3 | 5.3 | 6.6 |
| Avg. Stride Freq. [Hz] | 2.3 | 2.5 | 2.4 | 2.5 | 2.5 | 2.4 |
| Avg. Stride Length [m] | 6.3 | 7.3 | 7.3 | 7.4 | 7.1 | 6.8 |



- [] Ranking at each section and finish
- .-.- No data available at this section
- NA No data available



| | |
|--------------------------------|-----------------|
| Horse/Jockey Name | Mill Rossa |
| Final Rank | 8 |
| Fastest Section Time (Section) | 0:11.08 (1000m) |
| Top Speed [km/h] (Section) | 68.5 (Overall) |
| Race State | Finished |



Eagle Farm QLD Professional
Race 8: ACE BENCHMARK 78 Handicap - 1200m

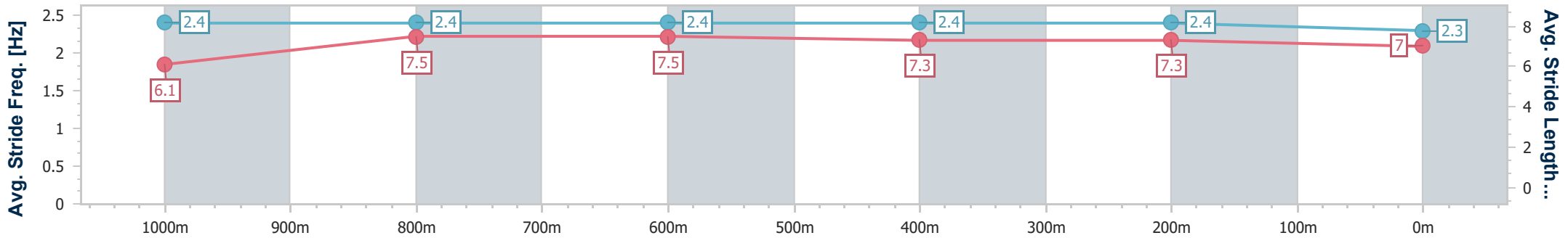
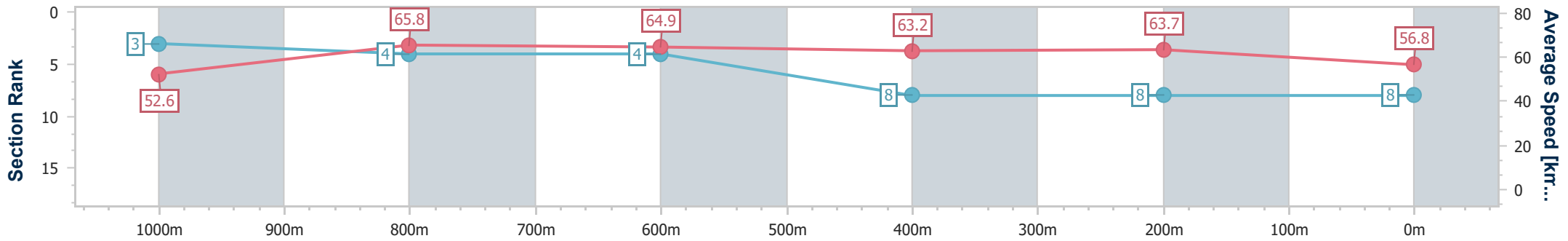
25 March 2023 - 16:32

Track Rating: Good 4, Weather: Fine, Rail Position: +1m Entire



BRISBANE
RACING CLUB

| Section | Overall | 1000m | 800m | 600m | 400m | 200m |
|------------------------|--------------------------|--------------------------|--------------------------|--------------------------|--------------------------|--------------------------|
| Section Times | 1:11.52 [8] (0:13.70) | 0:57.82 [3] (0:11.08) | 0:46.74 [4] (0:11.24) | 0:35.50 [4] (0:11.52) | 0:23.98 [8] (0:11.30) | 0:12.68 [8] (0:12.68) |
| Average Speed [km/h] | 52.6 | 65.8 | 64.9 | 63.2 | 63.7 | 56.8 |
| Top Speed [km/h] | 68.5 | 68.5 | 66.1 | 66.0 | 65.8 | 61.4 |
| Avg. Dist. to Rail [m] | 5.4 | 2.6 | 3.1 | 2.0 | 6.0 | 6.5 |
| Avg. Stride Freq. [Hz] | 2.4 | 2.4 | 2.4 | 2.4 | 2.4 | 2.3 |
| Avg. Stride Length [m] | 6.1 | 7.5 | 7.5 | 7.3 | 7.3 | 7.0 |



- [] Ranking at each section and finish
- .-.- No data available at this section
- NA No data available



| | |
|--------------------------------|-----------------|
| Horse/Jockey Name | Leave Me Some |
| Final Rank | 9 |
| Fastest Section Time (Section) | 0:10.97 (1000m) |
| Top Speed [km/h] (Section) | 67.3 (1000m) |
| Race State | Finished |



Eagle Farm QLD Professional
Race 8: ACE BENCHMARK 78 Handicap - 1200m

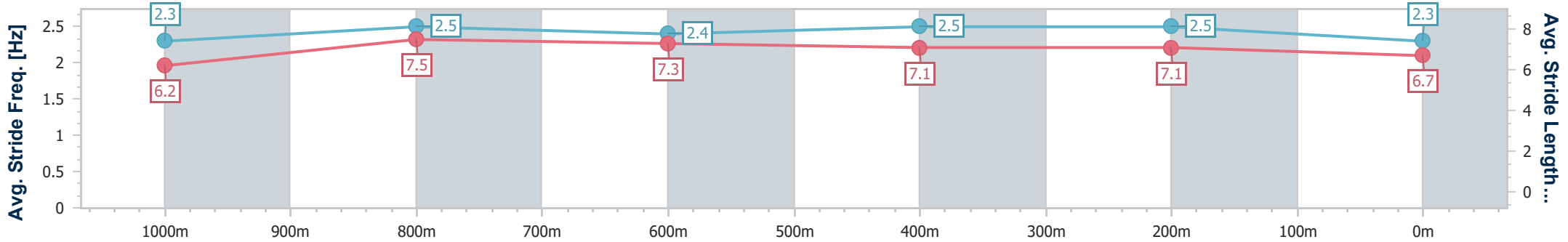
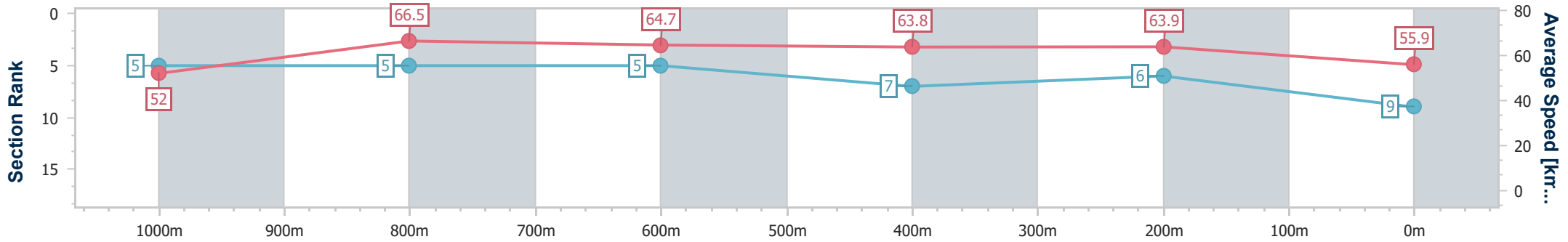
25 March 2023 - 16:32

Track Rating: Good 4, Weather: Fine, Rail Position: +1m Entire



BRISBANE
RACING CLUB

| Section | Overall | 1000m | 800m | 600m | 400m | 200m |
|------------------------|--------------------------|--------------------------|--------------------------|--------------------------|--------------------------|--------------------------|
| Section Times | 1:11.70 [9] (0:13.84) | 0:57.86 [5] (0:10.97) | 0:46.89 [5] (0:11.32) | 0:35.57 [5] (0:11.42) | 0:24.15 [7] (0:11.27) | 0:12.88 [6] (0:12.88) |
| Average Speed [km/h] | 52.0 | 66.5 | 64.7 | 63.8 | 63.9 | 55.9 |
| Top Speed [km/h] | 65.7 | 67.3 | 65.2 | 65.3 | 66.0 | 61.1 |
| Avg. Dist. to Rail [m] | 2.6 | 2.3 | 3.8 | 2.6 | 4.4 | 4.5 |
| Avg. Stride Freq. [Hz] | 2.3 | 2.5 | 2.4 | 2.5 | 2.5 | 2.3 |
| Avg. Stride Length [m] | 6.2 | 7.5 | 7.3 | 7.1 | 7.1 | 6.7 |



- [] Ranking at each section and finish
- .-.- No data available at this section
- NA No data available



| | |
|--------------------------------|-----------------|
| Horse/Jockey Name | Beauty Legacy |
| Final Rank | 10 |
| Fastest Section Time (Section) | 0:11.23 (1000m) |
| Top Speed [km/h] (Section) | 66.6 (Overall) |
| Race State | Finished |



Eagle Farm QLD Professional
Race 8: ACE BENCHMARK 78 Handicap - 1200m

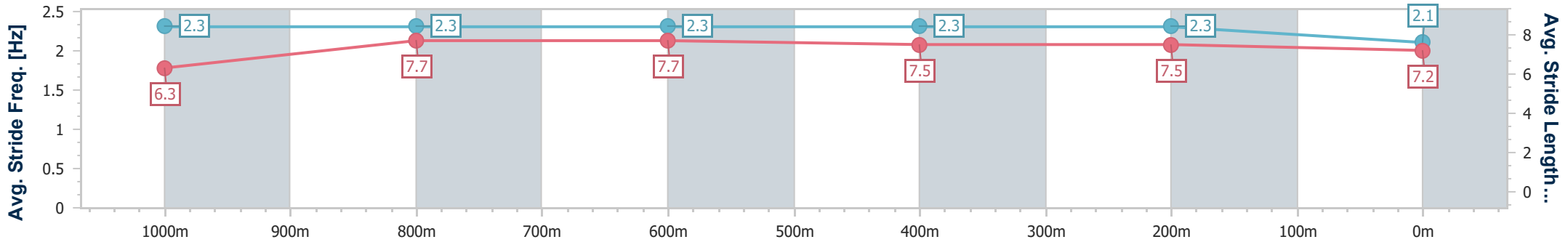
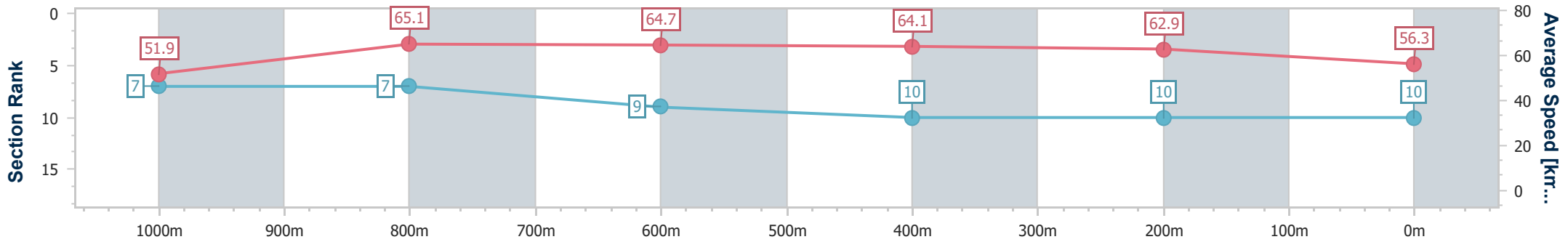
25 March 2023 - 16:32

Track Rating: Good 4, Weather: Fine, Rail Position: +1m Entire



BRISBANE RACING CLUB

| Section | Overall | 1000m | 800m | 600m | 400m | 200m |
|------------------------|---------------------------|--------------------------|--------------------------|--------------------------|---------------------------|---------------------------|
| Section Times | 1:12.08 [10] (0:13.89) | 0:58.19 [7] (0:11.23) | 0:46.96 [7] (0:11.26) | 0:35.70 [9] (0:11.48) | 0:24.22 [10] (0:11.44) | 0:12.78 [10] (0:12.78) |
| Average Speed [km/h] | 51.9 | 65.1 | 64.7 | 64.1 | 62.9 | 56.3 |
| Top Speed [km/h] | 66.6 | 65.6 | 65.6 | 64.9 | 64.9 | 60.8 |
| Avg. Dist. to Rail [m] | 7.9 | 2.8 | 2.8 | 4.2 | 8.0 | 6.4 |
| Avg. Stride Freq. [Hz] | 2.3 | 2.3 | 2.3 | 2.3 | 2.3 | 2.1 |
| Avg. Stride Length [m] | 6.3 | 7.7 | 7.7 | 7.5 | 7.5 | 7.2 |



- [] Ranking at each section and finish
- .-.- No data available at this section
- NA No data available