



Toowoomba QLD Professional

Race 2: CREATE ADVICE GROUP BENCHMARK 68 Handicap - 1625m

25 March 2023 - 17:57



Track Rating: Good 4, Weather: Overcast, Rail Position: True

Section	Overall	1400m	1200m	1000m	800m	600m	400m	Last 600m						
Field Times	1:40.23 (0:14.86)	1:25.37 (0:11.59)	1:13.78 (0:12.43)	1:01.35 (0:12.31)	0:49.04 (0:12.28)	0:36.76 (0:12.22)	0:24.54 (0:12.10)	0:36.76						
Rank	TAB	Horse/Jockey	Barrier	Top Speed [km/h]	Fastest Section								Distance Travelled [m]	
1	3	CHASING JACKLEY Gary Geran	8	66.5 1400m	0:11.42 1400m	1:40.23 [1] (0:15.03)	1:25.20 [2] (0:11.42)	1:13.78 [1] (0:12.56)	1:01.22 [2] (0:12.31)	0:48.91 [2] (0:12.16)	0:36.75 [2] (0:12.21)	0:24.54 [1] (0:12.10)	0:36.75	
2	4	GOTTA BE FIRST Alisha Donald	7	66.1 Overall	0:11.46 1400m	1:40.49 [2] (0:15.45)	1:25.04 [5] (0:11.46)	1:13.58 [6] (0:12.37)	1:01.21 [4] (0:12.72)	0:48.49 [5] (0:12.07)	0:36.42 [4] (0:12.17)	0:24.25 [4] (0:12.10)	0:36.42	+5
3	7	DROP THE PILOT Anthony Allen	5	66.9 Overall	0:11.40 1400m	1:40.65 [3] (0:15.63)	1:25.02 [8] (0:11.40)	1:13.62 [8] (0:12.29)	1:01.33 [6] (0:12.78)	0:48.55 [6] (0:12.08)	0:36.47 [7] (0:12.14)	0:24.33 [7] (0:12.13)	0:36.47	+7
4	1	MAEVILA RULER Sariah Champkin	2	64.9 1400m	0:11.47 1400m	1:40.83 [4] (0:15.17)	1:25.66 [4] (0:11.47)	1:14.19 [4] (0:12.62)	1:01.57 [5] (0:12.60)	0:48.97 [4] (0:12.20)	0:36.77 [5] (0:12.09)	0:24.68 [5] (0:12.47)	0:36.77	-7
5	9	VISUAL ELEMENT Jake Molloy	6	68.7 Overall	0:11.71 1400m	1:40.95 [5] (0:14.86)	1:26.09 [1] (0:11.71)	1:14.38 [2] (0:12.54)	1:01.84 [3] (0:12.44)	0:49.40 [3] (0:12.25)	0:37.15 [3] (0:12.29)	0:24.86 [3] (0:12.32)	0:37.15	+5
6	2	ORLEANS ROCK Luke Tarrant	1	67.2 Overall	0:11.40 1400m	1:41.10 [6] (0:15.48)	1:25.62 [6] (0:11.40)	1:14.22 [5] (0:12.72)	1:01.50 [8] (0:12.76)	0:48.74 [7] (0:11.99)	0:36.75 [6] (0:12.16)	0:24.59 [6] (0:12.23)	0:36.75	-8
7	6	ALERT AND READY Nozi Tomizawa	9	67.3 Overall	0:11.49 1400m	1:41.25 [7] (0:15.76)	1:25.49 [9] (0:11.49)	1:14.00 [9] (0:12.34)	1:01.66 [9] (0:12.85)	0:48.81 [9] (0:12.12)	0:36.69 [8] (0:12.17)	0:24.52 [8] (0:12.20)	0:36.69	+5
8	8	HEART OF A LION Leeanne McCoy	3	67.6 Overall	0:11.51 1400m	1:41.26 [8] (0:15.47)	1:25.79 [7] (0:11.51)	1:14.28 [7] (0:12.57)	1:01.71 [7] (0:12.86)	0:48.85 [8] (0:12.19)	0:36.66 [9] (0:12.17)	0:24.49 [9] (0:12.12)	0:36.66	-1
9	5	GOT THE LOT Montanna Savva	4	66.2 Overall	0:11.44 1400m	1:41.40 [9] (0:15.14)	1:26.26 [3] (0:11.44)	1:14.82 [3] (0:12.30)	1:02.52 [1] (0:12.31)	0:50.21 [1] (0:12.28)	0:37.93 [1] (0:12.24)	0:25.69 [2] (0:12.78)	0:37.93	-5

[] Ranking at each section and finish
 -:-:- No data available at this section
 NA No data available

SCN Saddle cloth number
 DNF Did not finish
 DNT Did not track



Toowoomba QLD Professional

Race 2: CREATE ADVICE GROUP BENCHMARK 68 Handicap - 1625m

25 March 2023 - 17:57



Track Rating: Good 4, Weather: Overcast, Rail Position: True

Section				200m				Last 600m	
Field Times				0:12.44				0:36.76	
				(0:12.44)					
Rank	TAB	Horse/Jockey	Barrier	Top Speed [km/h]	Fastest Section	Margin			Distance Travelled [m]
1	3	CHASING JACKLEY Gary Geran	8	66.5 1400m	0:11.42 1400m	0:12.44 [1] (0:12.44)	1:40.23		0:36.75
2	4	GOTTA BE FIRST Alisha Donald	7	66.1 Overall	0:11.46 1400m	0:12.15 [3] (0:12.15)	1.3L		0:36.42 +5
3	7	DROP THE PILOT Anthony Allen	5	66.9 Overall	0:11.40 1400m	0:12.20 [5] (0:12.20)	2.1L		0:36.47 +7
4	1	MAEVILA RULER Sariah Champkin	2	64.9 1400m	0:11.47 1400m	0:12.21 [7] (0:12.21)	3.1L		0:36.77 -7
5	9	VISUAL ELEMENT Jake Molloy	6	68.7 Overall	0:11.71 1400m	0:12.54 [2] (0:12.54)	3.6L		0:37.15 +5
6	2	ORLEANS ROCK Luke Tarrant	1	67.2 Overall	0:11.40 1400m	0:12.36 [6] (0:12.36)	4.4L		0:36.75 -8
7	6	ALERT AND READY Nozi Tomizawa	9	67.3 Overall	0:11.49 1400m	0:12.32 [8] (0:12.32)	5.2L		0:36.69 +5
8	8	HEART OF A LION Leeanne McCoy	3	67.6 Overall	0:11.51 1400m	0:12.37 [9] (0:12.37)	5.3L		0:36.66 -1
9	5	GOT THE LOT Montanna Savva	4	66.2 Overall	0:11.44 1400m	0:12.91 [4] (0:12.91)	6.1L		0:37.93 -5

[] Ranking at each section and finish
 -:-:- No data available at this section
 NA No data available

SCN Saddle cloth number
 DNF Did not finish
 DNT Did not track



Horse/Jockey Name	Chasing Jackley
Final Rank	1
Fastest Section Time (Section)	0:11.42 (1400m)
Top Speed [km/h] (Section)	66.5 (1400m)
Race State	Finished



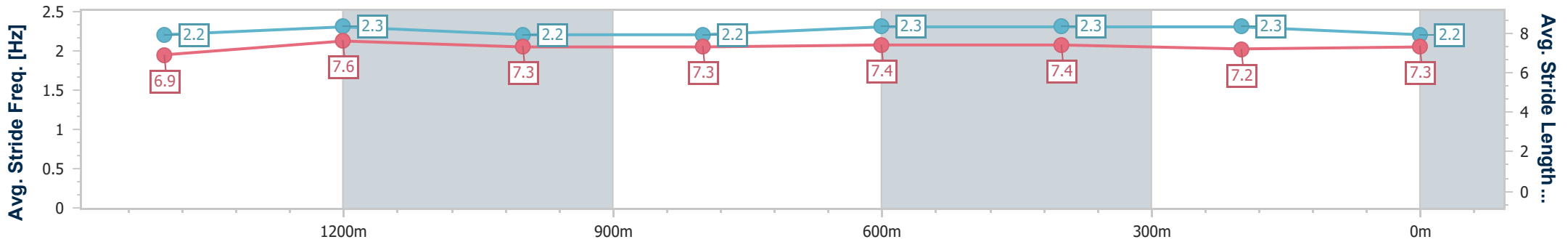
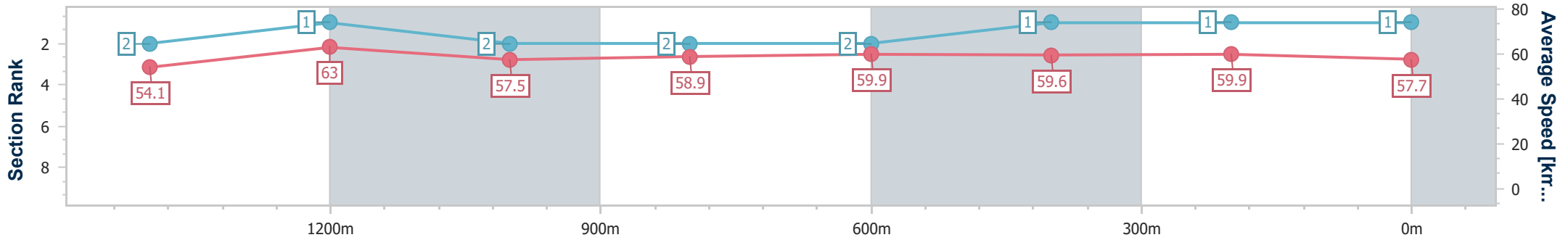
Toowoomba QLD Professional
Race 2: CREATE ADVICE GROUP BENCHMARK 68 Handicap - 1625m



25 March 2023 - 17:57

Track Rating: Good 4, Weather: Overcast, Rail Position: True

Section	Overall	1400m	1200m	1000m	800m	600m	400m	200m
Section Times	1:40.23 [1] (0:15.03)	1:25.20 [2] (0:11.42)	1:13.78 [1] (0:12.56)	1:01.22 [2] (0:12.31)	0:48.91 [2] (0:12.16)	0:36.75 [2] (0:12.21)	0:24.54 [1] (0:12.10)	0:12.44 [1] (0:12.44)
Average Speed [km/h]	54.1	63.0	57.5	58.9	59.9	59.6	59.9	57.7
Top Speed [km/h]	66.4	66.5	59.9	60.5	60.8	61.0	60.6	59.6
Avg. Dist. to Rail [m]	5.5	1.1	2.1	2.1	3.3	2.4	1.4	0.5
Avg. Stride Freq. [Hz]	2.2	2.3	2.2	2.2	2.3	2.3	2.3	2.2
Avg. Stride Length [m]	6.9	7.6	7.3	7.3	7.4	7.4	7.2	7.3



- [] Ranking at each section and finish
- .-.- No data available at this section
- NA No data available



Horse/Jockey Name	Gotta Be First
Final Rank	2
Fastest Section Time (Section)	0:11.46 (1400m)
Top Speed [km/h] (Section)	66.1 (Overall)
Race State	Finished



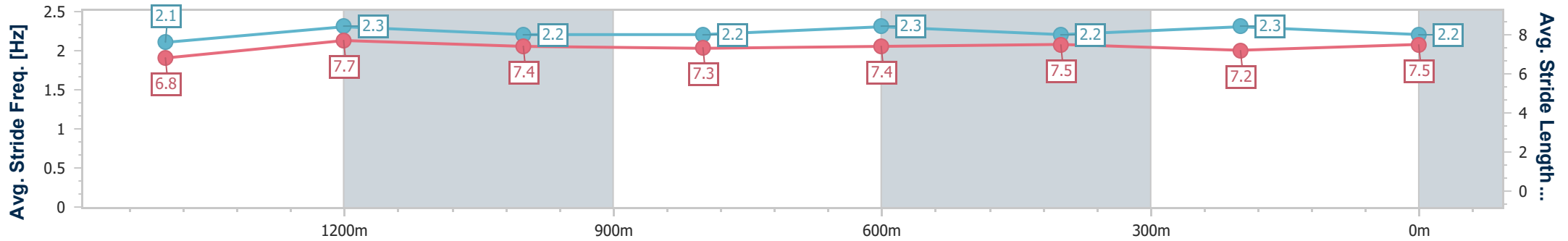
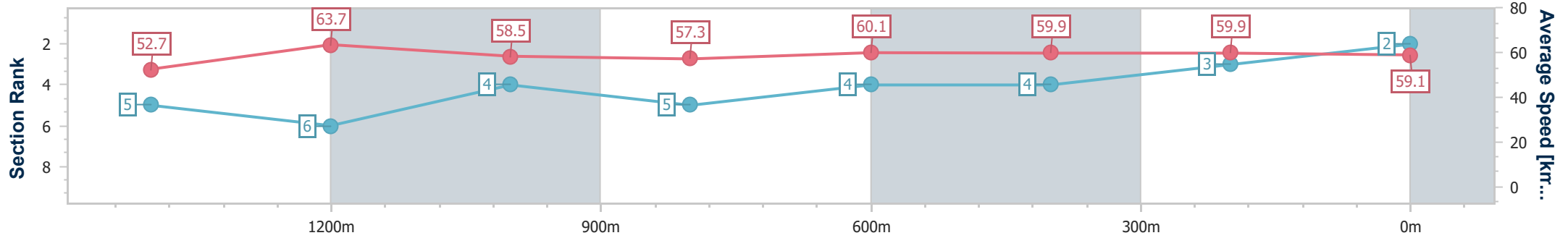
Toowoomba QLD Professional
Race 2: CREATE ADVICE GROUP BENCHMARK 68 Handicap - 1625m



25 March 2023 - 17:57

Track Rating: Good 4, Weather: Overcast, Rail Position: True

Section	Overall	1400m	1200m	1000m	800m	600m	400m	200m
Section Times	1:40.49 [2] (0:15.45)	1:25.04 [5] (0:11.46)	1:13.58 [6] (0:12.37)	1:01.21 [4] (0:12.72)	0:48.49 [5] (0:12.07)	0:36.42 [4] (0:12.17)	0:24.25 [4] (0:12.10)	0:12.15 [3] (0:12.15)
Average Speed [km/h]	52.7	63.7	58.5	57.3	60.1	59.9	59.9	59.1
Top Speed [km/h]	66.1	65.3	61.8	59.2	62.1	62.1	60.8	60.7
Avg. Dist. to Rail [m]	5.6	2.4	3.9	3.6	2.8	2.0	2.2	2.6
Avg. Stride Freq. [Hz]	2.1	2.3	2.2	2.2	2.3	2.2	2.3	2.2
Avg. Stride Length [m]	6.8	7.7	7.4	7.3	7.4	7.5	7.2	7.5



- [] Ranking at each section and finish
- .-.- No data available at this section
- NA No data available



Horse/Jockey Name	Drop The Pilot
Final Rank	3
Fastest Section Time (Section)	0:11.40 (1400m)
Top Speed [km/h] (Section)	66.9 (Overall)
Race State	Finished



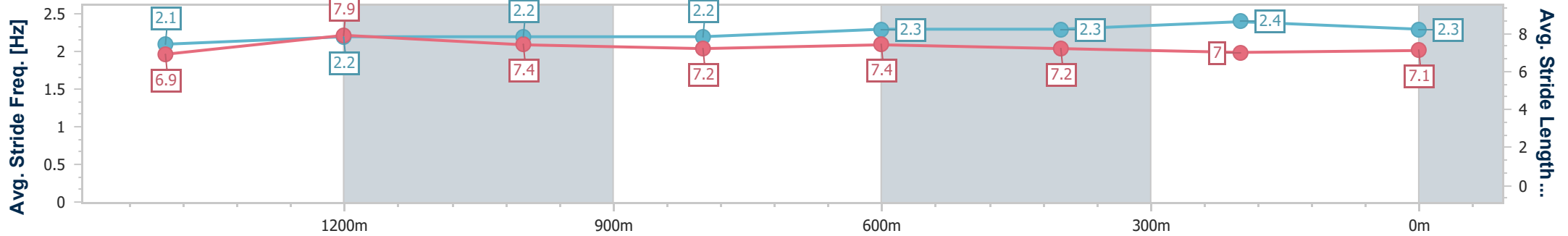
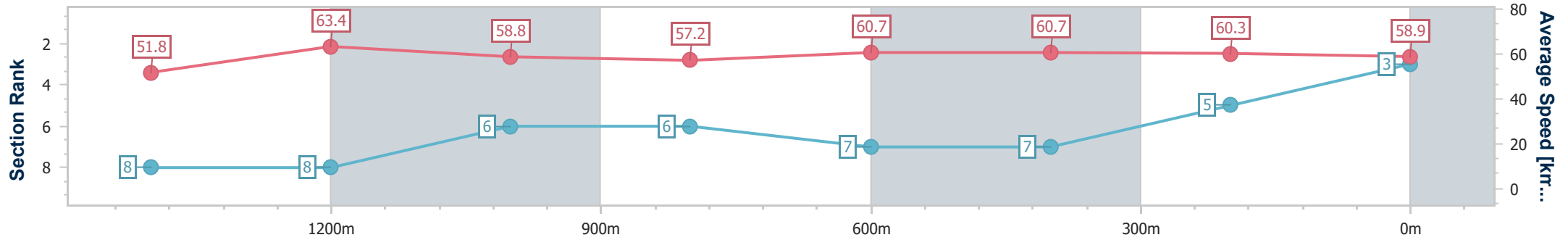
Toowoomba QLD Professional
Race 2: CREATE ADVICE GROUP BENCHMARK 68 Handicap - 1625m



25 March 2023 - 17:57

Track Rating: Good 4, Weather: Overcast, Rail Position: True

Section	Overall	1400m	1200m	1000m	800m	600m	400m	200m
Section Times	1:40.65 [3] (0:15.63)	1:25.02 [8] (0:11.40)	1:13.62 [8] (0:12.29)	1:01.33 [6] (0:12.78)	0:48.55 [6] (0:12.08)	0:36.47 [7] (0:12.14)	0:24.33 [7] (0:12.13)	0:12.20 [5] (0:12.20)
Average Speed [km/h]	51.8	63.4	58.8	57.2	60.7	60.7	60.3	58.9
Top Speed [km/h]	66.9	66.8	62.2	60.5	61.3	61.5	61.9	60.4
Avg. Dist. to Rail [m]	2.8	1.2	4.3	4.6	5.2	4.4	3.7	3.3
Avg. Stride Freq. [Hz]	2.1	2.2	2.2	2.2	2.3	2.3	2.4	2.3
Avg. Stride Length [m]	6.9	7.9	7.4	7.2	7.4	7.2	7.0	7.1



- [] Ranking at each section and finish
- .-.- No data available at this section
- NA No data available



Horse/Jockey Name	Maevila Ruler
Final Rank	4
Fastest Section Time (Section)	0:11.47 (1400m)
Top Speed [km/h] (Section)	64.9 (1400m)
Race State	Finished



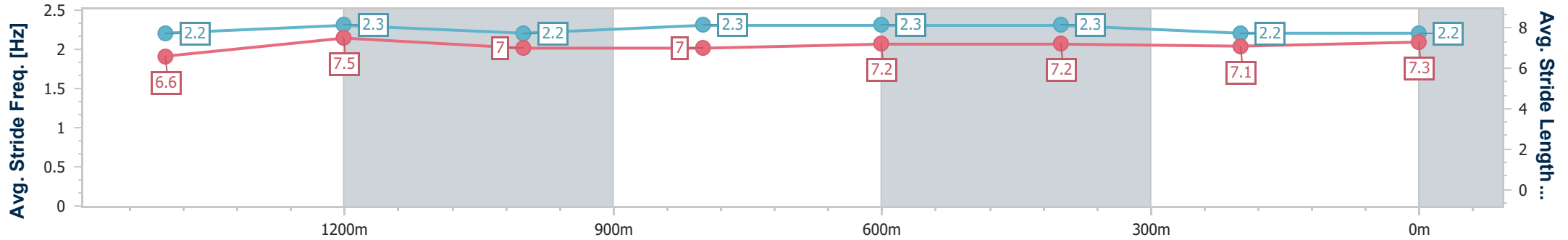
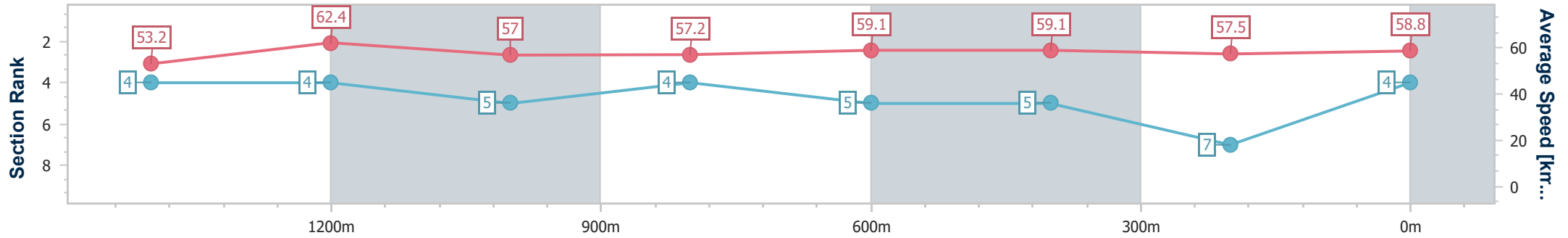
Toowoomba QLD Professional
Race 2: CREATE ADVICE GROUP BENCHMARK 68 Handicap - 1625m



25 March 2023 - 17:57

Track Rating: Good 4, Weather: Overcast, Rail Position: True

Section	Overall	1400m	1200m	1000m	800m	600m	400m	200m					
Section Times	1:40.83 [4] (0:15.17)	1:25.66 [4] (0:11.47)	1:14.19 [4] (0:12.62)	1:01.57 [5] (0:12.60)	0:48.97 [4] (0:12.20)	0:36.77 [5] (0:12.09)	0:24.68 [5] (0:12.47)	0:12.21 [7] (0:12.21)					
Average Speed [km/h]	53.2	62.4	57.0	57.2	59.1	59.1	57.5	58.8					
Top Speed [km/h]	64.2	64.9	59.6	59.5	60.0	60.0	59.2	59.3					
Avg. Dist. to Rail [m]	2.7	1.4	1.5	1.0	0.5	1.5	0.8	0.4					
Avg. Stride Freq. [Hz]	2.2	2.3	2.2	2.3	2.3	2.3	2.2	2.2					
Avg. Stride Length [m]	6.6	7.5	7.0	7.0	7.2	7.2	7.1	7.3					



- [] Ranking at each section and finish
- .-.- No data available at this section
- NA No data available



Horse/Jockey Name	Visual Element
Final Rank	5
Fastest Section Time (Section)	0:11.71 (1400m)
Top Speed [km/h] (Section)	68.7 (Overall)
Race State	Finished



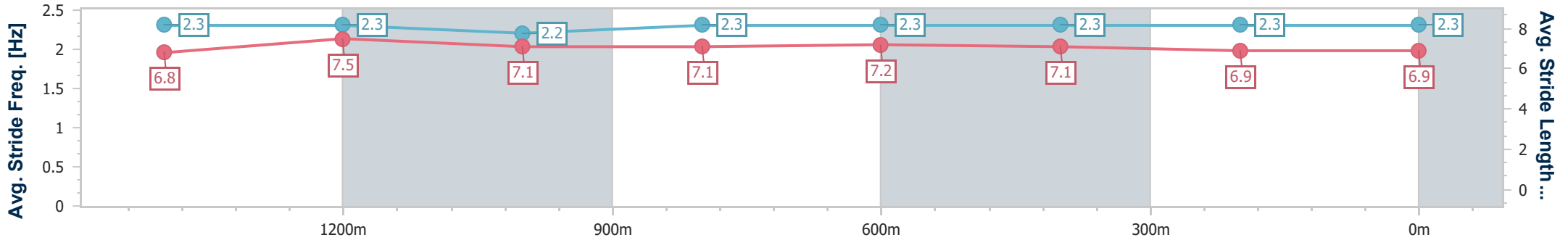
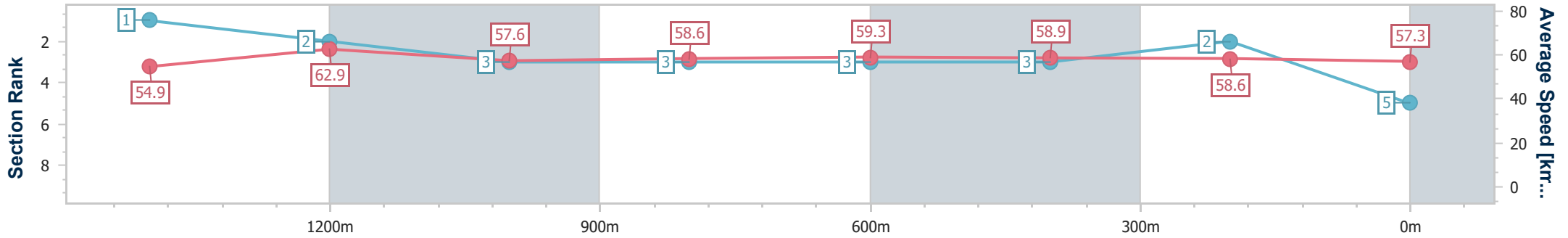
Toowoomba QLD Professional
Race 2: CREATE ADVICE GROUP BENCHMARK 68 Handicap - 1625m



25 March 2023 - 17:57

Track Rating: Good 4, Weather: Overcast, Rail Position: True

Section	Overall	1400m	1200m	1000m	800m	600m	400m	200m
Section Times	1:40.95 [5] (0:14.86)	1:26.09 [1] (0:11.71)	1:14.38 [2] (0:12.54)	1:01.84 [3] (0:12.44)	0:49.40 [3] (0:12.25)	0:37.15 [3] (0:12.29)	0:24.86 [3] (0:12.32)	0:12.54 [2] (0:12.54)
Average Speed [km/h]	54.9	62.9	57.6	58.6	59.3	58.9	58.6	57.3
Top Speed [km/h]	68.7	68.6	59.1	60.2	60.0	60.3	59.7	58.8
Avg. Dist. to Rail [m]	6.3	4.2	3.6	3.2	2.7	1.3	1.1	0.5
Avg. Stride Freq. [Hz]	2.3	2.3	2.2	2.3	2.3	2.3	2.3	2.3
Avg. Stride Length [m]	6.8	7.5	7.1	7.1	7.2	7.1	6.9	6.9



- [] Ranking at each section and finish
- .-.- No data available at this section
- NA No data available



Horse/Jockey Name	Orleans Rock
Final Rank	6
Fastest Section Time (Section)	0:11.40 (1400m)
Top Speed [km/h] (Section)	67.2 (Overall)
Race State	Finished



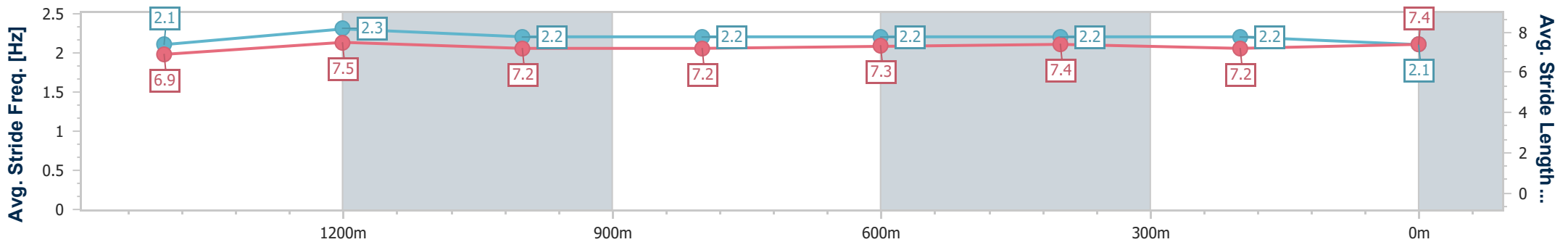
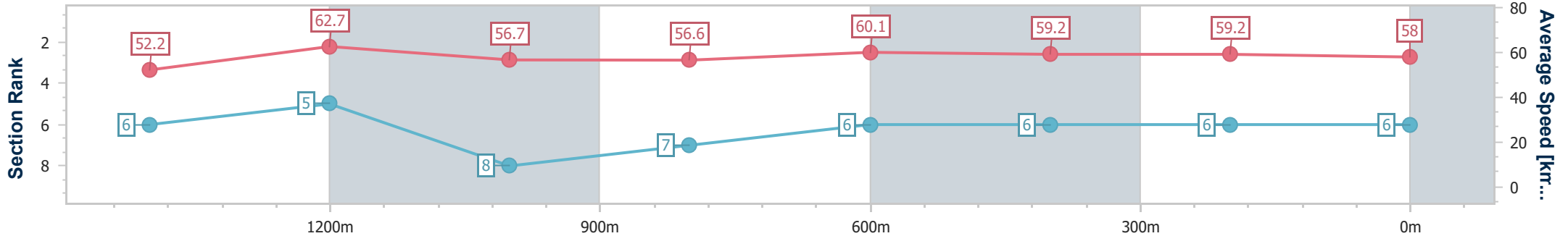
Toowoomba QLD Professional
Race 2: CREATE ADVICE GROUP BENCHMARK 68 Handicap - 1625m



25 March 2023 - 17:57

Track Rating: Good 4, Weather: Overcast, Rail Position: True

Section	Overall	1400m	1200m	1000m	800m	600m	400m	200m					
Section Times	1:41.10 [6] (0:15.48)	1:25.62 [6] (0:11.40)	1:14.22 [5] (0:12.72)	1:01.50 [8] (0:12.76)	0:48.74 [7] (0:11.99)	0:36.75 [6] (0:12.16)	0:24.59 [6] (0:12.23)	0:12.36 [6] (0:12.36)					
Average Speed [km/h]	52.2	62.7	56.7	56.6	60.1	59.2	59.2	58.0					
Top Speed [km/h]	67.2	66.1	59.0	59.8	61.7	61.0	60.2	59.6					
Avg. Dist. to Rail [m]	3.0	1.1	1.3	0.8	0.7	0.4	1.8	2.9					
Avg. Stride Freq. [Hz]	2.1	2.3	2.2	2.2	2.2	2.2	2.2	2.1					
Avg. Stride Length [m]	6.9	7.5	7.2	7.2	7.3	7.4	7.2	7.4					



- [] Ranking at each section and finish
- .-.- No data available at this section
- NA No data available



Horse/Jockey Name	Alert And Ready
Final Rank	7
Fastest Section Time (Section)	0:11.49 (1400m)
Top Speed [km/h] (Section)	67.3 (Overall)
Race State	Finished



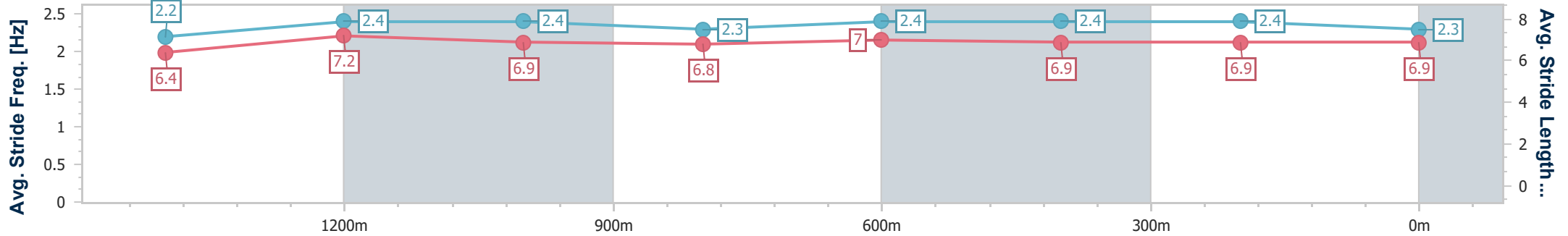
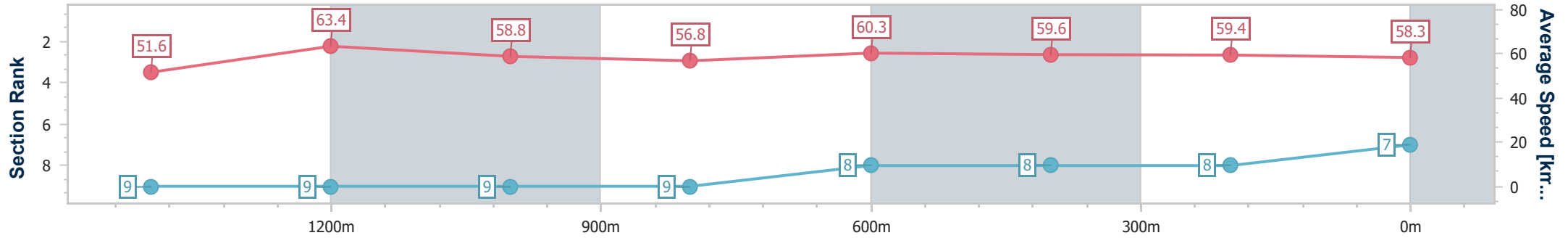
Toowoomba QLD Professional
Race 2: CREATE ADVICE GROUP BENCHMARK 68 Handicap - 1625m



25 March 2023 - 17:57

Track Rating: Good 4, Weather: Overcast, Rail Position: True

Section	Overall	1400m	1200m	1000m	800m	600m	400m	200m
Section Times	1:41.25 [7] (0:15.76)	1:25.49 [9] (0:11.49)	1:14.00 [9] (0:12.34)	1:01.66 [9] (0:12.85)	0:48.81 [9] (0:12.12)	0:36.69 [8] (0:12.17)	0:24.52 [8] (0:12.20)	0:12.32 [8] (0:12.32)
Average Speed [km/h]	51.6	63.4	58.8	56.8	60.3	59.6	59.4	58.3
Top Speed [km/h]	67.3	67.1	62.2	59.1	62.2	61.4	60.9	59.3
Avg. Dist. to Rail [m]	4.5	2.2	4.9	4.5	3.7	1.8	2.1	3.9
Avg. Stride Freq. [Hz]	2.2	2.4	2.4	2.3	2.4	2.4	2.4	2.3
Avg. Stride Length [m]	6.4	7.2	6.9	6.8	7.0	6.9	6.9	6.9



- [] Ranking at each section and finish
- .-.- No data available at this section
- NA No data available



Horse/Jockey Name	Heart Of A Lion
Final Rank	8
Fastest Section Time (Section)	0:11.51 (1400m)
Top Speed [km/h] (Section)	67.6 (Overall)
Race State	Finished



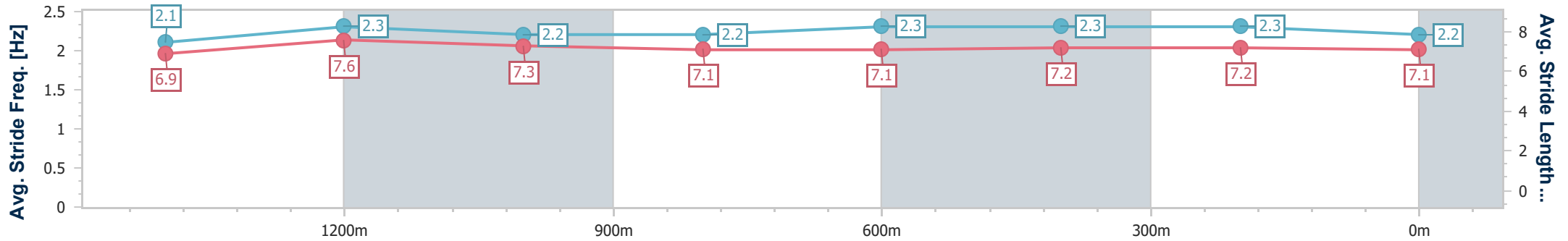
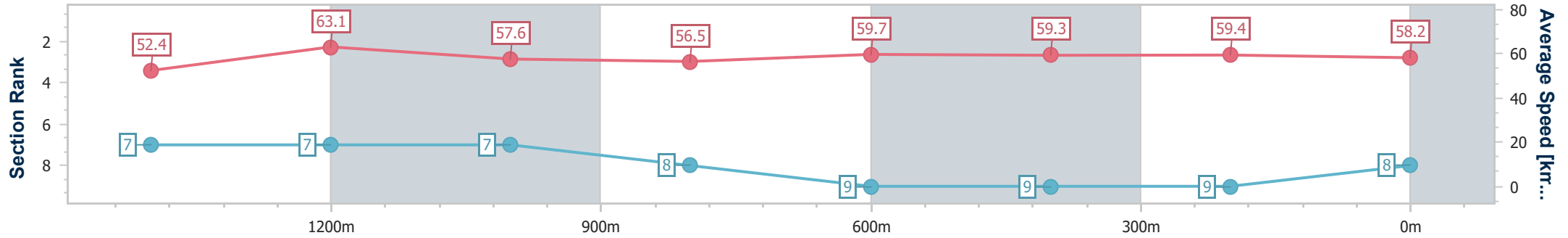
Toowoomba QLD Professional
Race 2: CREATE ADVICE GROUP BENCHMARK 68 Handicap - 1625m



25 March 2023 - 17:57

Track Rating: Good 4, Weather: Overcast, Rail Position: True

Section	Overall	1400m	1200m	1000m	800m	600m	400m	200m
Section Times	1:41.26 [8] (0:15.47)	1:25.79 [7] (0:11.51)	1:14.28 [7] (0:12.57)	1:01.71 [7] (0:12.86)	0:48.85 [8] (0:12.19)	0:36.66 [9] (0:12.17)	0:24.49 [9] (0:12.12)	0:12.37 [9] (0:12.37)
Average Speed [km/h]	52.4	63.1	57.6	56.5	59.7	59.3	59.4	58.2
Top Speed [km/h]	67.6	67.0	59.6	58.0	60.6	61.3	60.0	59.7
Avg. Dist. to Rail [m]	3.3	1.5	3.0	3.0	2.2	0.5	0.3	0.3
Avg. Stride Freq. [Hz]	2.1	2.3	2.2	2.2	2.3	2.3	2.3	2.2
Avg. Stride Length [m]	6.9	7.6	7.3	7.1	7.1	7.2	7.2	7.1



- [] Ranking at each section and finish
- .-.- No data available at this section
- NA No data available



Horse/Jockey Name	Got The Lot
Final Rank	9
Fastest Section Time (Section)	0:11.44 (1400m)
Top Speed [km/h] (Section)	66.2 (Overall)
Race State	Finished



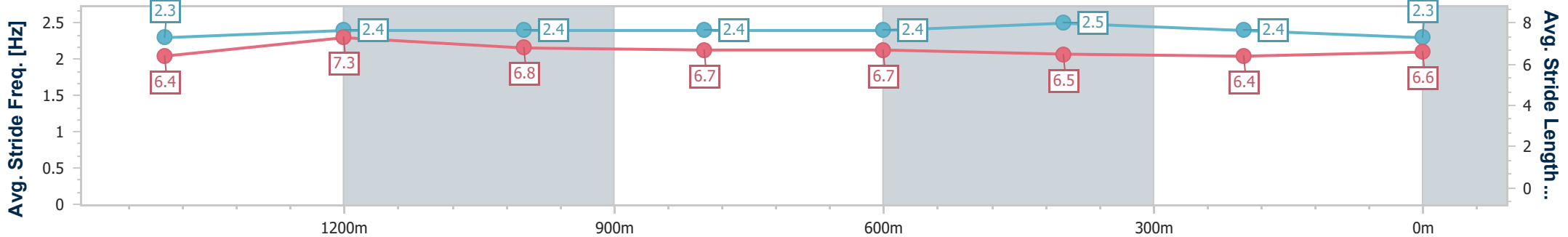
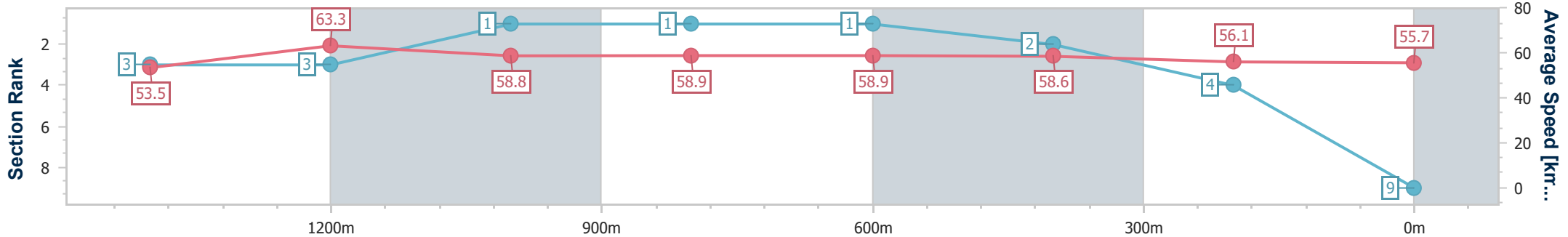
Toowoomba QLD Professional
Race 2: CREATE ADVICE GROUP BENCHMARK 68 Handicap - 1625m



25 March 2023 - 17:57

Track Rating: Good 4, Weather: Overcast, Rail Position: True

Section	Overall	1400m	1200m	1000m	800m	600m	400m	200m
Section Times	1:41.40 [9] (0:15.14)	1:26.26 [3] (0:11.44)	1:14.82 [3] (0:12.30)	1:02.52 [1] (0:12.31)	0:50.21 [1] (0:12.28)	0:37.93 [1] (0:12.24)	0:25.69 [2] (0:12.78)	0:12.91 [4] (0:12.91)
Average Speed [km/h]	53.5	63.3	58.8	58.9	58.9	58.6	56.1	55.7
Top Speed [km/h]	66.2	65.5	60.5	60.1	60.4	60.3	57.4	56.5
Avg. Dist. to Rail [m]	3.6	2.0	3.9	2.2	0.7	0.7	0.6	1.4
Avg. Stride Freq. [Hz]	2.3	2.4	2.4	2.4	2.4	2.5	2.4	2.3
Avg. Stride Length [m]	6.4	7.3	6.8	6.7	6.7	6.5	6.4	6.6



- [] Ranking at each section and finish
- .-.- No data available at this section
- NA No data available