



Toowoomba QLD Professional
Race 4: HARVEY NORMAN COMMERCIAL TOOWOOMBA BENCHMARK
70 Handicap - 1100m
25 March 2023 - 19:13



Track Rating: Good 4, Weather: Overcast, Rail Position: True

Section		Overall	1000m	800m	600m	400m	200m	Last 600m					
Field Times		1:06.62 (0:08.69)	0:57.93 (0:11.10)	0:46.83 (0:11.19)	0:35.64 (0:11.65)	0:23.99 (0:11.89)	0:12.10 (0:12.10)	0:35.64					
Rank	TAB Horse/Jockey	Barrier	Top Speed [km/h]	Fastest Section	Margin							Distance Travelled [m]	
1	2 INCOMPARABLE Karl Zechner	4	64.5 1000m	0:08.77 Overall	1:06.62 [1] (0:08.77)	0:57.85 [2] (0:11.38)	0:46.47 [4] (0:11.24)	0:35.23 [4] (0:11.63)	0:23.60 [5] (0:11.74)	0:11.86 [4] (0:11.86)	1:06.62	0:35.23	
1	3 VAST KAMA Alisha Donald	5	65.9 800m	0:08.69 Overall	1:06.62 [1] (0:08.69)	0:57.93 [1] (0:11.41)	0:46.52 [3] (0:11.07)	0:35.45 [3] (0:11.58)	0:23.87 [3] (0:11.77)	0:12.10 [1] (0:12.10)	1:06.62	0:35.45	+1
3	6 BRINGONTHEBUBBLES Tiffani Brooker	1	65.6 1000m	0:08.91 Overall	1:06.79 [3] (0:08.91)	0:57.88 [5] (0:11.13)	0:46.75 [2] (0:11.20)	0:35.55 [2] (0:11.48)	0:24.07 [2] (0:11.92)	0:12.15 [2] (0:12.15)	0.8L	0:35.55	-5
4	5 AND OVER AGAIN Nozi Tomizawa	7	66.3 1000m	0:09.22 Overall	1:07.05 [4] (0:09.22)	0:57.83 [7] (0:11.15)	0:46.68 [7] (0:11.12)	0:35.56 [5] (0:11.45)	0:24.11 [4] (0:11.84)	0:12.27 [5] (0:12.27)	2.3L	0:35.56	-1
5	1 VOULAIT Sariah Champkin	3	66.0 1000m	0:08.77 Overall	1:07.51 [5] (0:08.77)	0:58.74 [3] (0:11.02)	0:47.72 [1] (0:11.19)	0:36.53 [1] (0:11.65)	0:24.88 [1] (0:12.05)	0:12.83 [3] (0:12.83)	4.8L	0:36.53	-4
6	4 NOWYUNOMI Shannon Apthorpe	2	66.0 1000m	0:09.00 Overall	1:07.93 [6] (0:09.00)	0:58.93 [6] (0:11.33)	0:47.60 [6] (0:11.20)	0:36.40 [7] (0:11.47)	0:24.93 [6] (0:12.14)	0:12.79 [6] (0:12.79)	7.1L	0:36.40	-1
7	7 HUBBUB Luke Tarrant	6	66.0 1000m	0:08.87 Overall	1:08.78 [7] (0:08.87)	0:59.91 [4] (0:11.34)	0:48.57 [5] (0:11.30)	0:37.27 [6] (0:11.68)	0:25.59 [7] (0:12.43)	0:13.16 [7] (0:13.16)	11.9L	0:37.27	+7

[] Ranking at each section and finish
 -:-:- No data available at this section
 NA No data available

SCN Saddle cloth number
 DNF Did not finish
 DNT Did not track



Horse/Jockey Name	Incomparable
Final Rank	1
Fastest Section Time (Section)	0:08.77 (Overall)
Top Speed [km/h] (Section)	64.5 (1000m)
Race State	Finished



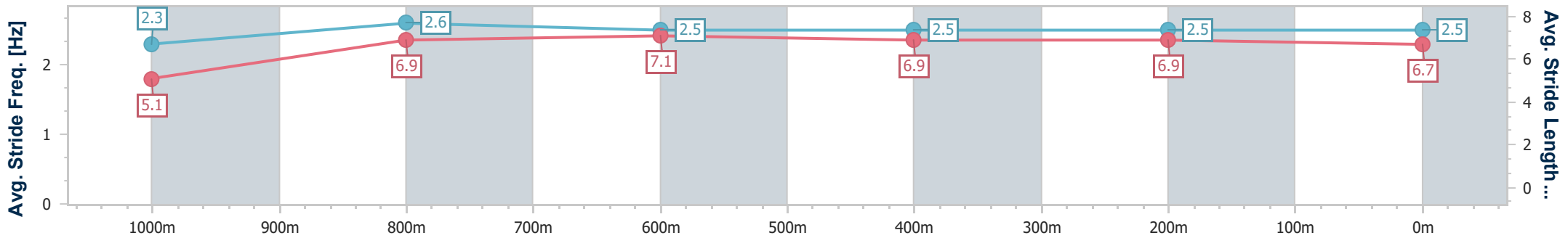
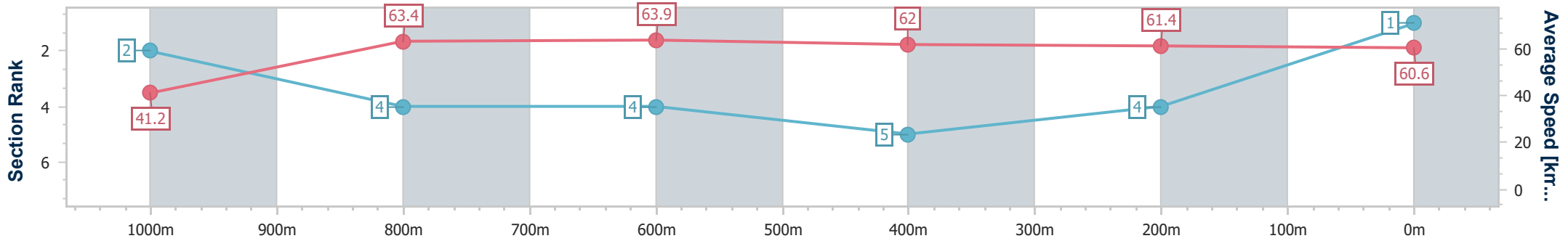
Toowoomba QLD Professional
 Race 4: HARVEY NORMAN COMMERCIAL TOOWOOMBA
 BENCHMARK 70 Handicap - 1100m



25 March 2023 - 19:13

Track Rating: Good 4, Weather: Overcast, Rail Position: True

Section	Overall	1000m	800m	600m	400m	200m
Section Times	1:06.62 [1] (0:08.77)	0:57.85 [2] (0:11.38)	0:46.47 [4] (0:11.24)	0:35.23 [4] (0:11.63)	0:23.60 [5] (0:11.74)	0:11.86 [4] (0:11.86)
Average Speed [km/h]	41.2	63.4	63.9	62.0	61.4	60.6
Top Speed [km/h]	60.2	64.5	64.3	64.2	62.4	61.0
Avg. Dist. to Rail [m]	4.3	1.5	0.7	0.5	1.1	3.5
Avg. Stride Freq. [Hz]	2.3	2.6	2.5	2.5	2.5	2.5
Avg. Stride Length [m]	5.1	6.9	7.1	6.9	6.9	6.7



- [] Ranking at each section and finish
- .-.- No data available at this section
- NA No data available



Horse/Jockey Name	Vast Kama
Final Rank	1
Fastest Section Time (Section)	0:08.69 (Overall)
Top Speed [km/h] (Section)	65.9 (800m)
Race State	Finished



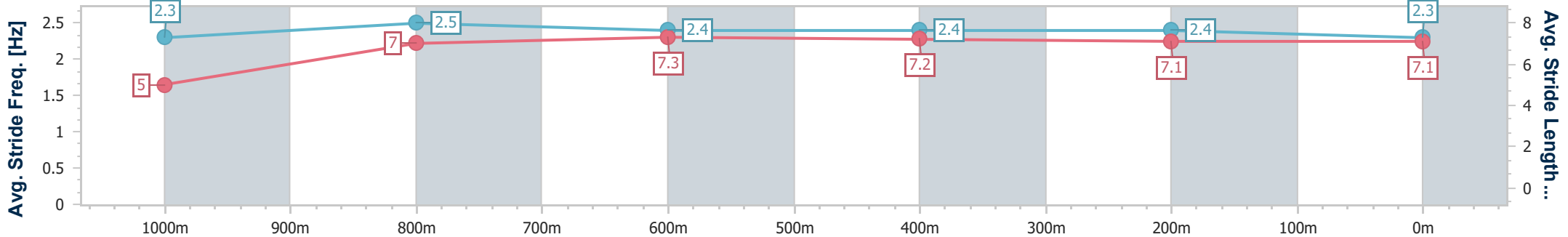
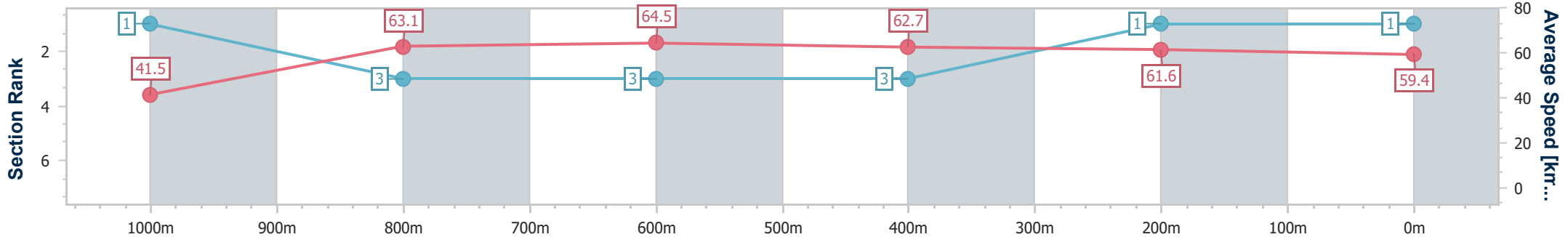
Toowoomba QLD Professional
 Race 4: HARVEY NORMAN COMMERCIAL TOWOOMBA
 BENCHMARK 70 Handicap - 1100m



25 March 2023 - 19:13

Track Rating: Good 4, Weather: Overcast, Rail Position: True

Section	Overall	1000m	800m	600m	400m	200m
Section Times	1:06.62 [1] (0:08.69)	0:57.93 [1] (0:11.41)	0:46.52 [3] (0:11.07)	0:35.45 [3] (0:11.58)	0:23.87 [3] (0:11.77)	0:12.10 [1] (0:12.10)
Average Speed [km/h]	41.5	63.1	64.5	62.7	61.6	59.4
Top Speed [km/h]	60.0	64.6	65.9	63.8	62.8	61.1
Avg. Dist. to Rail [m]	4.7	1.3	1.3	1.4	2.3	3.4
Avg. Stride Freq. [Hz]	2.3	2.5	2.4	2.4	2.4	2.3
Avg. Stride Length [m]	5.0	7.0	7.3	7.2	7.1	7.1



- [] Ranking at each section and finish
- .-.- No data available at this section
- NA No data available



Horse/Jockey Name	Bringonthebubbles
Final Rank	3
Fastest Section Time (Section)	0:08.91 (Overall)
Top Speed [km/h] (Section)	65.6 (1000m)
Race State	Finished



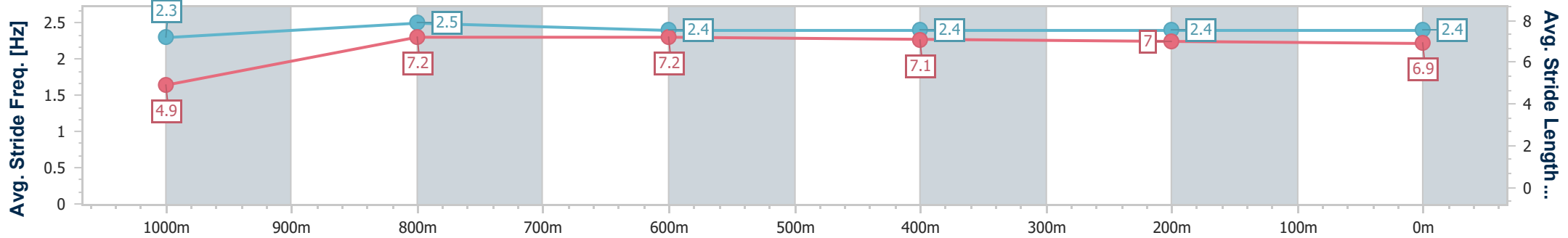
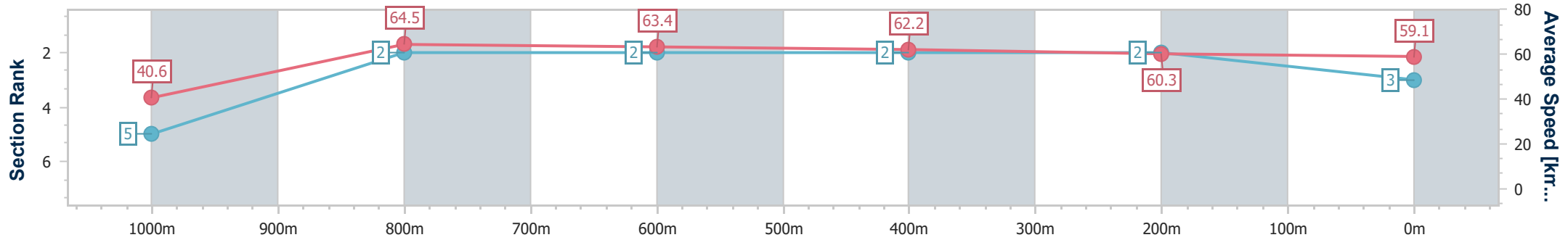
Toowoomba QLD Professional
 Race 4: HARVEY NORMAN COMMERCIAL TOWOOMBA
 BENCHMARK 70 Handicap - 1100m



25 March 2023 - 19:13

Track Rating: Good 4, Weather: Overcast, Rail Position: True

Section	Overall	1000m	800m	600m	400m	200m
Section Times	1:06.79 [3] (0:08.91)	0:57.88 [5] (0:11.13)	0:46.75 [2] (0:11.20)	0:35.55 [2] (0:11.48)	0:24.07 [2] (0:11.92)	0:12.15 [2] (0:12.15)
Average Speed [km/h]	40.6	64.5	63.4	62.2	60.3	59.1
Top Speed [km/h]	63.9	65.6	64.9	63.6	61.4	60.3
Avg. Dist. to Rail [m]	1.6	1.2	3.2	1.9	0.9	1.1
Avg. Stride Freq. [Hz]	2.3	2.5	2.4	2.4	2.4	2.4
Avg. Stride Length [m]	4.9	7.2	7.2	7.1	7.0	6.9



- [] Ranking at each section and finish
- .-.- No data available at this section
- NA No data available



Horse/Jockey Name	And Over Again
Final Rank	4
Fastest Section Time (Section)	0:09.22 (Overall)
Top Speed [km/h] (Section)	66.3 (1000m)
Race State	Finished



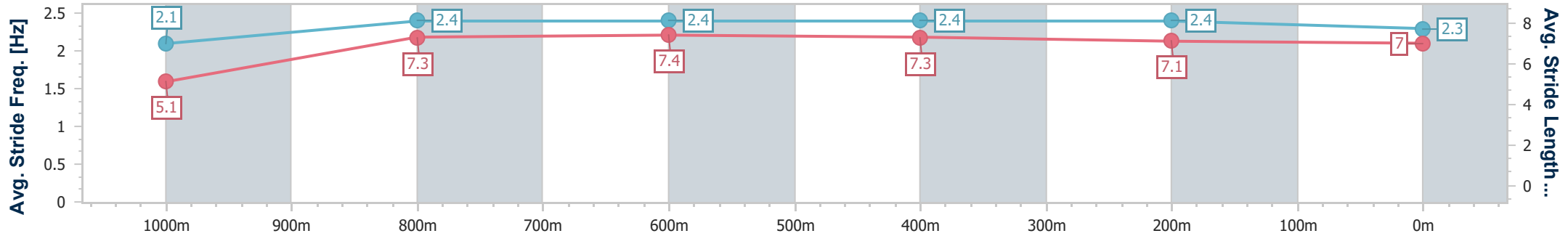
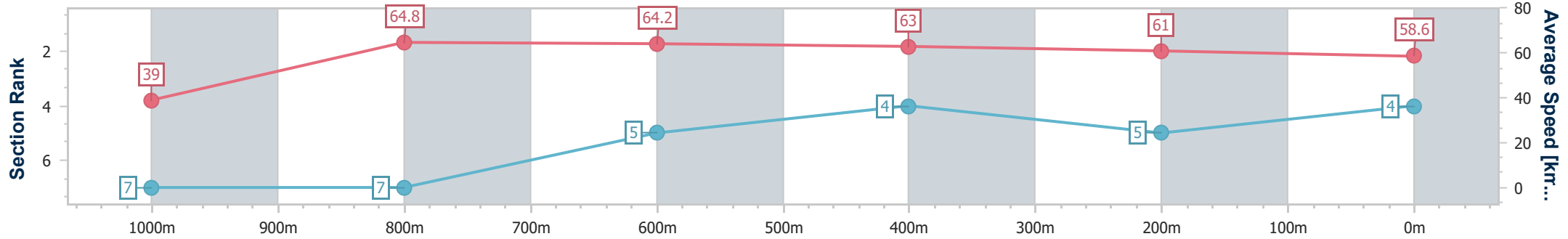
Toowoomba QLD Professional
 Race 4: HARVEY NORMAN COMMERCIAL TOOWOOMBA
 BENCHMARK 70 Handicap - 1100m



25 March 2023 - 19:13

Track Rating: Good 4, Weather: Overcast, Rail Position: True

Section	Overall	1000m	800m	600m	400m	200m
Section Times	1:07.05 [4] (0:09.22)	0:57.83 [7] (0:11.15)	0:46.68 [7] (0:11.12)	0:35.56 [5] (0:11.45)	0:24.11 [4] (0:11.84)	0:12.27 [5]
Average Speed [km/h]	39.0	64.8	64.2	63.0	61.0	58.6
Top Speed [km/h]	61.1	66.3	65.3	64.0	62.3	60.3
Avg. Dist. to Rail [m]	5.2	1.7	1.7	0.2	1.5	4.6
Avg. Stride Freq. [Hz]	2.1	2.4	2.4	2.4	2.4	2.3
Avg. Stride Length [m]	5.1	7.3	7.4	7.3	7.1	7.0



- [] Ranking at each section and finish
- .-.- No data available at this section
- NA No data available



Horse/Jockey Name	Voulait
Final Rank	5
Fastest Section Time (Section)	0:08.77 (Overall)
Top Speed [km/h] (Section)	66.0 (1000m)
Race State	Finished



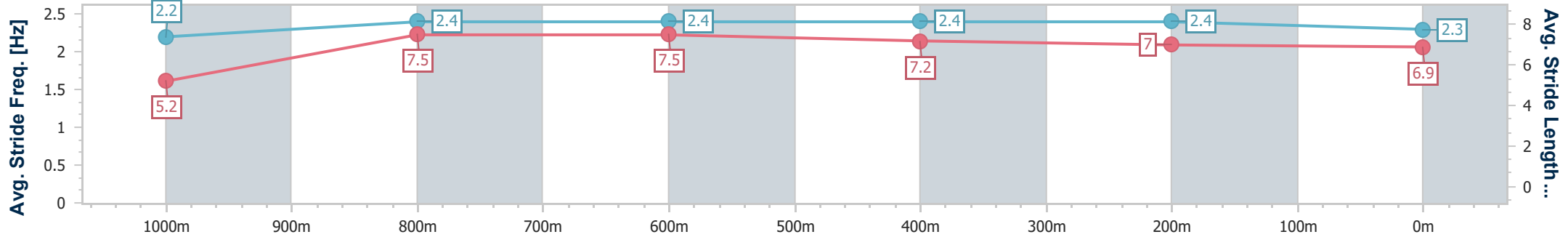
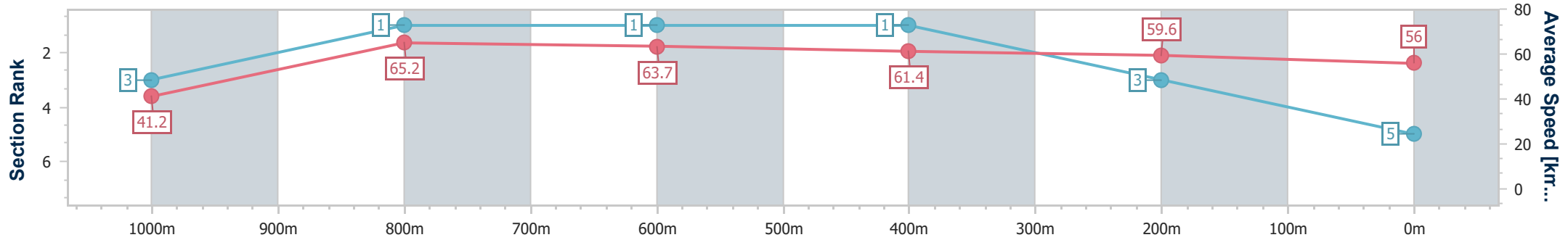
Toowoomba QLD Professional
 Race 4: HARVEY NORMAN COMMERCIAL TOOWOOMBA
 BENCHMARK 70 Handicap - 1100m



25 March 2023 - 19:13

Track Rating: Good 4, Weather: Overcast, Rail Position: True

Section	Overall	1000m	800m	600m	400m	200m
Section Times	1:07.51 [5] (0:08.77)	0:58.74 [3] (0:11.02)	0:47.72 [1] (0:11.19)	0:36.53 [1] (0:11.65)	0:24.88 [1] (0:12.05)	0:12.83 [3] (0:12.83)
Average Speed [km/h]	41.2	65.2	63.7	61.4	59.6	56.0
Top Speed [km/h]	62.0	66.0	65.3	63.2	60.8	58.3
Avg. Dist. to Rail [m]	1.2	0.9	2.3	1.4	0.6	0.4
Avg. Stride Freq. [Hz]	2.2	2.4	2.4	2.4	2.4	2.3
Avg. Stride Length [m]	5.2	7.5	7.5	7.2	7.0	6.9



- [] Ranking at each section and finish
- .-.- No data available at this section
- NA No data available



Horse/Jockey Name	Nowyunomi
Final Rank	6
Fastest Section Time (Section)	0:09.00 (Overall)
Top Speed [km/h] (Section)	66.0 (1000m)
Race State	Finished



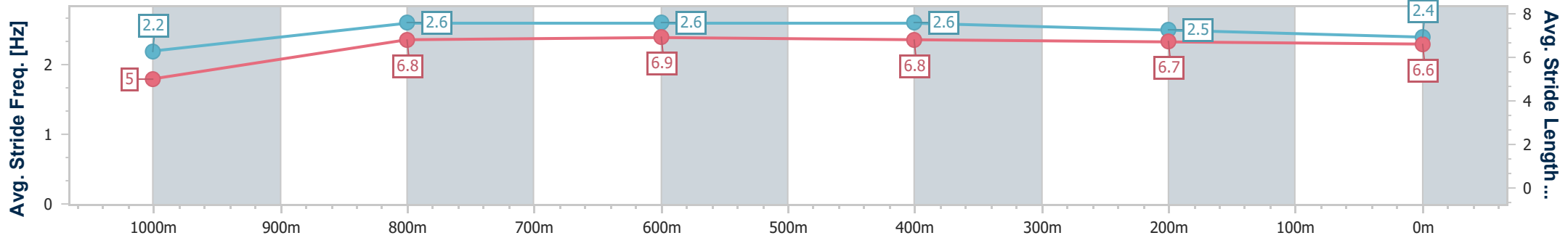
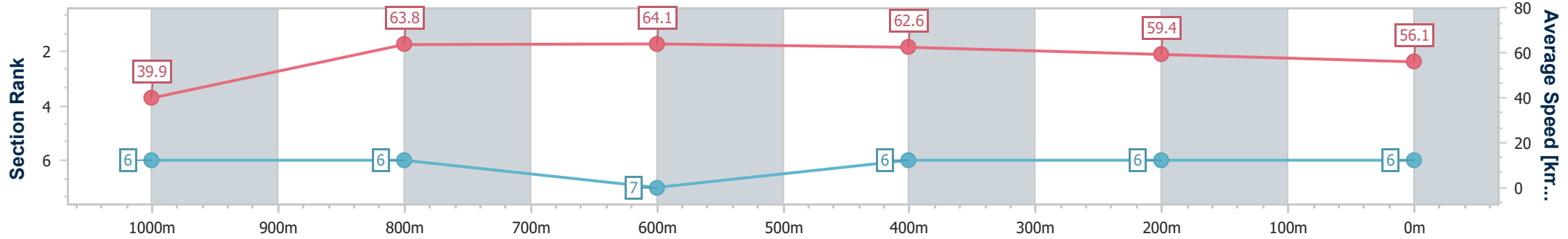
Toowoomba QLD Professional
 Race 4: HARVEY NORMAN COMMERCIAL TOWOOMBA
 BENCHMARK 70 Handicap - 1100m



25 March 2023 - 19:13

Track Rating: Good 4, Weather: Overcast, Rail Position: True

Section	Overall	1000m	800m	600m	400m	200m
Section Times	1:07.93 [6] (0:09.00)	0:58.93 [6] (0:11.33)	0:47.60 [6] (0:11.20)	0:36.40 [7] (0:11.47)	0:24.93 [6] (0:12.14)	0:12.79 [6] (0:12.79)
Average Speed [km/h]	39.9	63.8	64.1	62.6	59.4	56.1
Top Speed [km/h]	61.3	66.0	65.4	65.4	61.3	58.2
Avg. Dist. to Rail [m]	2.7	1.8	0.8	0.4	0.3	1.6
Avg. Stride Freq. [Hz]	2.2	2.6	2.6	2.6	2.5	2.4
Avg. Stride Length [m]	5.0	6.8	6.9	6.8	6.7	6.6



- [] Ranking at each section and finish
- .-.- No data available at this section
- NA No data available



Horse/Jockey Name	Hubbub
Final Rank	7
Fastest Section Time (Section)	0:08.87 (Overall)
Top Speed [km/h] (Section)	66.0 (1000m)
Race State	Finished



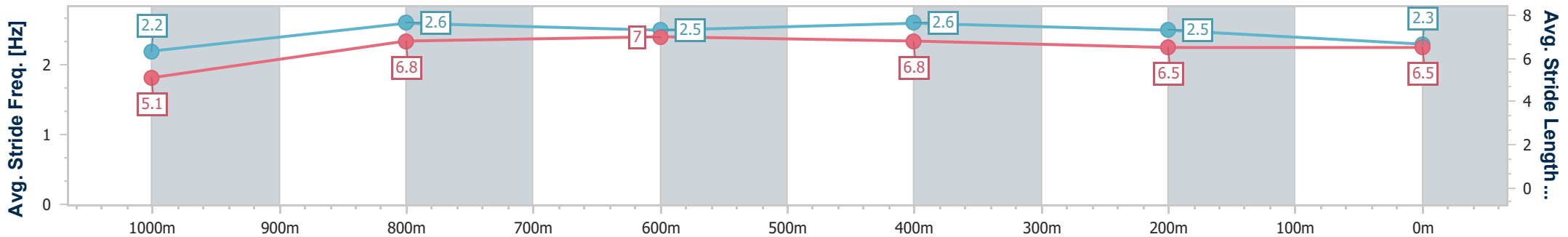
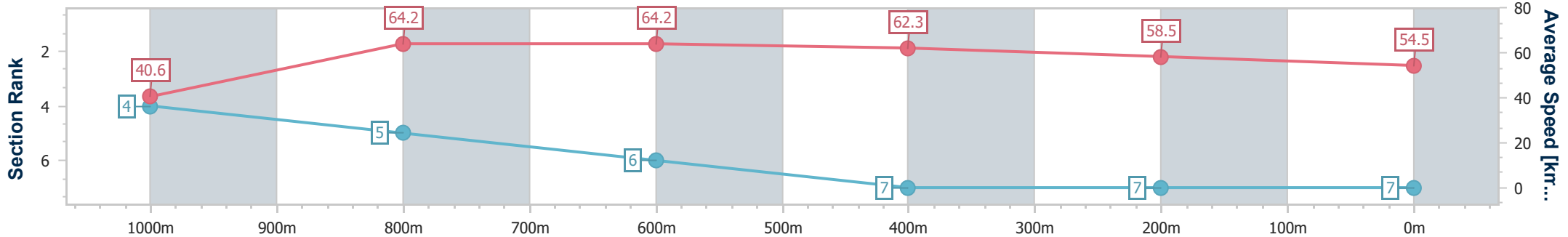
Toowoomba QLD Professional
 Race 4: HARVEY NORMAN COMMERCIAL TOOWOOMBA
 BENCHMARK 70 Handicap - 1100m



25 March 2023 - 19:13

Track Rating: Good 4, Weather: Overcast, Rail Position: True

Section	Overall	1000m	800m	600m	400m	200m
Section Times	1:08.78 [7] (0:08.87)	0:59.91 [4] (0:11.34)	0:48.57 [5] (0:11.30)	0:37.27 [6] (0:11.68)	0:25.59 [7] (0:12.43)	0:13.16 [7] (0:13.16)
Average Speed [km/h]	40.6	64.2	64.2	62.3	58.5	54.5
Top Speed [km/h]	57.8	66.0	65.4	64.0	60.4	57.4
Avg. Dist. to Rail [m]	6.2	3.7	2.2	2.4	2.6	4.4
Avg. Stride Freq. [Hz]	2.2	2.6	2.5	2.6	2.5	2.3
Avg. Stride Length [m]	5.1	6.8	7.0	6.8	6.5	6.5



- [] Ranking at each section and finish
- .-.- No data available at this section
- NA No data available