

Track Rating: Soft 6, Weather: Fine, Rail Position: +5M Entire

Section		Overall	1000m	800m	600m	400m	200m	Last 600m					
Field Times		1:05.26 (0:08.22)	0:57.04 (0:10.56)	0:46.48 (0:10.44)	0:36.04 (0:11.05)	0:24.99 (0:11.98)	0:13.01 (0:13.01)	0:36.04					
Rank	TAB Horse/Jockey	Barrier	Top Speed [km/h]	Fastest Section	Margin						Distance Travelled [m]		
1	10 ASTERIA Jim Byrne	8	69.6 1000m	0:08.22 Overall	1:05.26 [1] (0:08.22)	0:57.04 [1] (0:10.56)	0:46.48 [1] (0:10.44)	0:36.04 [1] (0:11.05)	0:24.99 [1] (0:11.98)	0:13.01 [1] (0:13.01)	1:05.26	0:36.04	
2	9 MARLEEDOONE Karl Zechner	1	66.2 1000m	0:08.79 Overall	1:05.52 [2] (0:08.79)	0:56.73 [5] (0:11.07)	0:45.66 [4] (0:11.01)	0:34.65 [4] (0:11.45)	0:23.20 [4] (0:11.46)	0:11.74 [4] (0:11.74)	1.5L	0:34.65	+0
3	8 WHIZ BY Taylor Marshall	6	66.8 1000m	0:08.53 Overall	1:05.55 [3] (0:08.53)	0:57.02 [2] (0:11.05)	0:45.97 [3] (0:11.15)	0:34.82 [3] (0:11.37)	0:23.45 [3] (0:11.59)	0:11.86 [2] (0:11.86)	1.7L	0:34.82	+2
4	17 HALLSIDE MARTINI Corey Bayliss	12	66.3 1000m	0:09.13 Overall	1:05.72 [4] (0:09.13)	0:56.59 [7] (0:11.02)	0:45.57 [7] (0:11.00)	0:34.57 [6] (0:11.37)	0:23.20 [5] (0:11.50)	0:11.70 [5] (0:11.70)	2.7L	0:34.57	+1
5	16 LORD VADER James Orman	2	66.8 1000m	0:08.58 Overall	1:06.01 [5] (0:08.58)	0:57.43 [3] (0:10.90)	0:46.53 [2] (0:11.03)	0:35.50 [2] (0:11.59)	0:23.91 [2] (0:11.67)	0:12.24 [3] (0:12.24)	4.2L	0:35.50	+1
6	19 A BIT BAZARRE Jake Molloy	14	65.9 1000m	0:08.78 Overall	1:06.18 [6] (0:08.78)	0:57.40 [4] (0:11.32)	0:46.08 [6] (0:11.06)	0:35.02 [7] (0:11.67)	0:23.35 [7] (0:11.67)	0:11.68 [6] (0:11.68)	5L	0:35.02	+1
7	13 TONI EN AVANT Cecily Eaton	4	65.5 1000m	0:08.79 Overall	1:07.20 [7] (0:08.79)	0:58.41 [6] (0:11.12)	0:47.29 [5] (0:11.14)	0:36.15 [5] (0:11.61)	0:24.54 [6] (0:12.12)	0:12.42 [7] (0:12.42)	10.8L	0:36.15	+4

Scratched: Kingham (#1), Mister Montague (#2), Mofilo (#3), Golden Giant (#4), Jatobi (#5), Rubunkar (#6), Russian Sub (#7), Humour Me (#11), Tereshkova (#12), Supidocharged (#14), Velvet Revolution (#15)



Horse/Jockey Name	Asteria
Final Rank	1
Fastest Section Time (Section)	0:08.22 (Overall)
Top Speed [km/h] (Section)	69.6 (1000m)
Race State	Finished



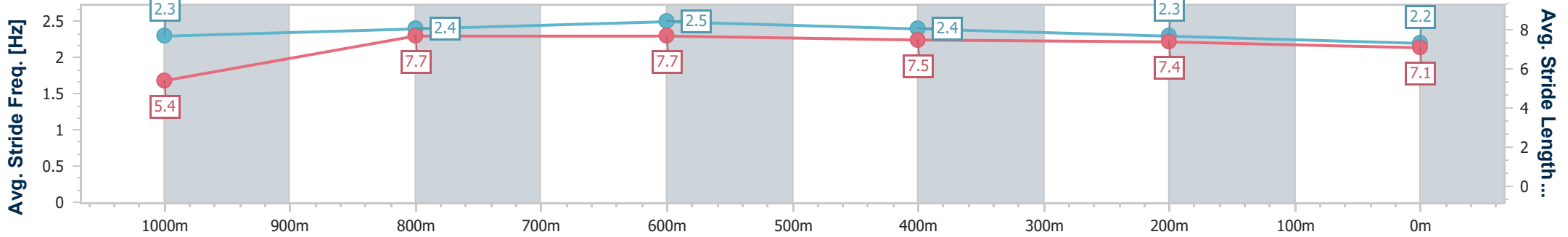
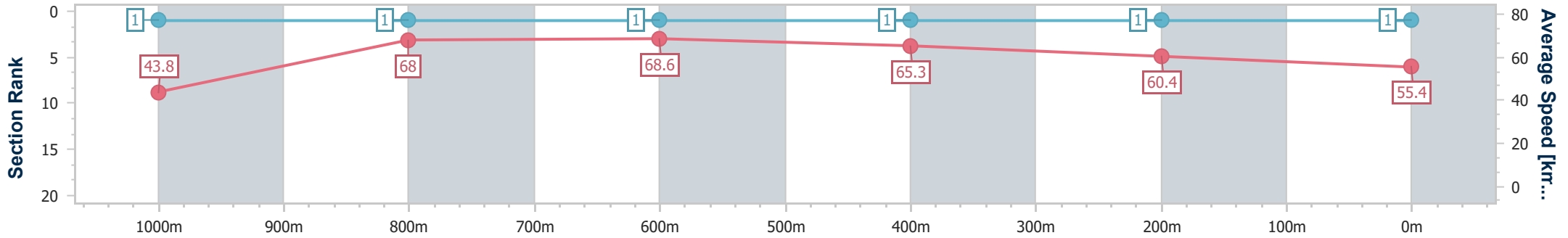
Ipswich QLD Professional  
Race 4: TAB IPSWICH CUP NOW ON SALE Maiden Plate - 1100m



31 March 2023 - 14:33

Track Rating: Soft 6, Weather: Fine, Rail Position: +5M Entire

Section	Overall	1000m	800m	600m	400m	200m
Section Times	1:05.26 [1] (0:08.22)	0:57.04 [1] (0:10.56)	0:46.48 [1] (0:10.44)	0:36.04 [1] (0:11.05)	0:24.99 [1] (0:11.98)	0:13.01 [1] (0:13.01)
Average Speed [km/h]	43.8	68.0	68.6	65.3	60.4	55.4
Top Speed [km/h]	64.7	69.6	69.3	68.0	62.5	57.9
Avg. Dist. to Rail [m]	5.5	1.3	1.2	0.5	2.0	3.1
Avg. Stride Freq. [Hz]	2.3	2.4	2.5	2.4	2.3	2.2
Avg. Stride Length [m]	5.4	7.7	7.7	7.5	7.4	7.1



- [ ] Ranking at each section and finish
- .-.- No data available at this section
- NA No data available



Horse/Jockey Name	Marleedoone
Final Rank	2
Fastest Section Time (Section)	0:08.79 (Overall)
Top Speed [km/h] (Section)	66.2 (1000m)
Race State	Finished



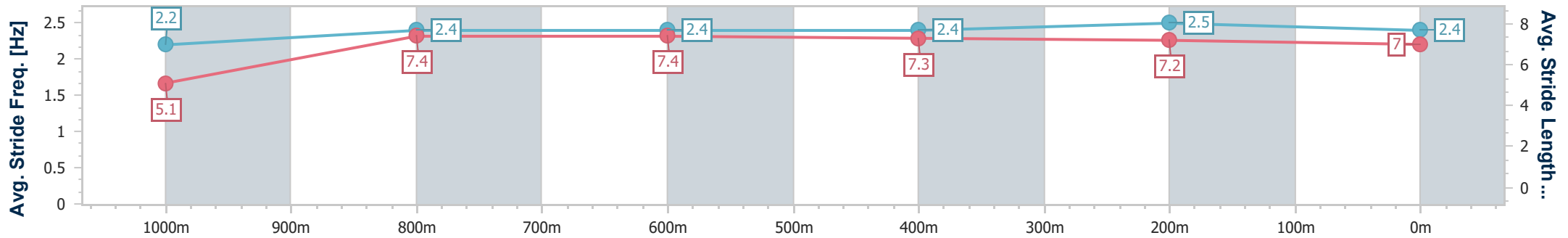
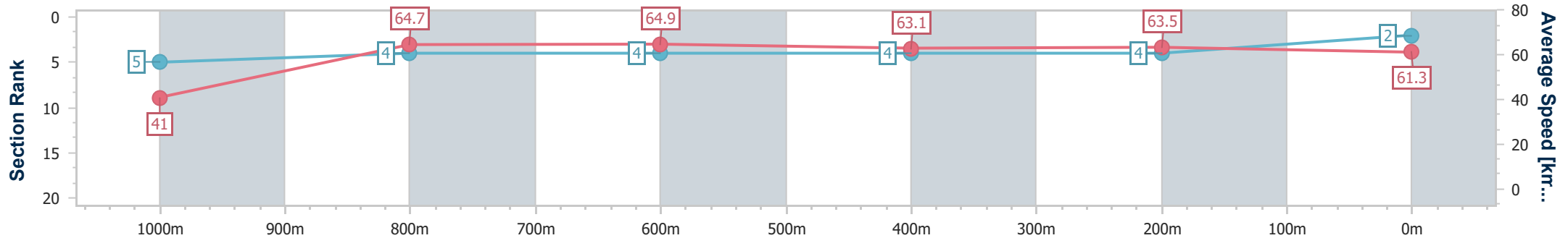
Ipswich QLD Professional  
Race 4: TAB IPSWICH CUP NOW ON SALE Maiden Plate - 1100m



31 March 2023 - 14:33

Track Rating: Soft 6, Weather: Fine, Rail Position: +5M Entire

Section	Overall	1000m	800m	600m	400m	200m
Section Times	1:05.52 [2] (0:08.79)	0:56.73 [5] (0:11.07)	0:45.66 [4] (0:11.01)	0:34.65 [4] (0:11.45)	0:23.20 [4] (0:11.46)	0:11.74 [4] (0:11.74)
Average Speed [km/h]	41.0	64.7	64.9	63.1	63.5	61.3
Top Speed [km/h]	60.4	66.2	65.8	64.8	64.5	64.0
Avg. Dist. to Rail [m]	2.1	2.0	1.9	0.7	3.7	6.1
Avg. Stride Freq. [Hz]	2.2	2.4	2.4	2.4	2.5	2.4
Avg. Stride Length [m]	5.1	7.4	7.4	7.3	7.2	7.0



- [ ] Ranking at each section and finish
- .-.- No data available at this section
- NA No data available



Horse/Jockey Name	Whiz By
Final Rank	3
Fastest Section Time (Section)	0:08.53 (Overall)
Top Speed [km/h] (Section)	66.8 (1000m)
Race State	Finished



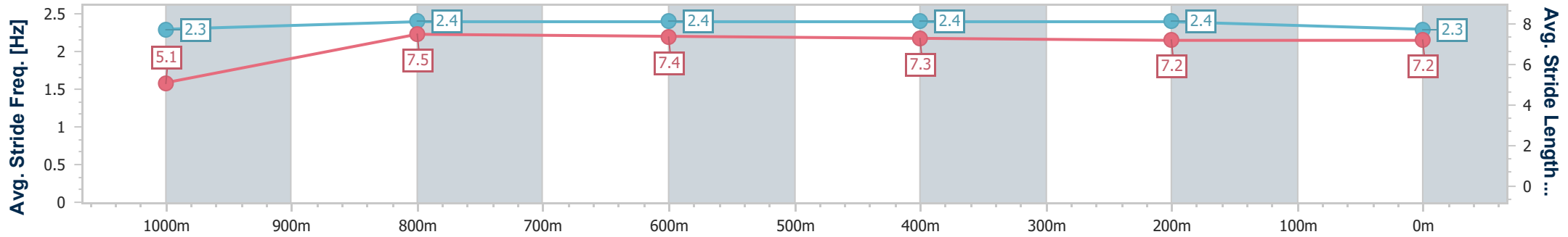
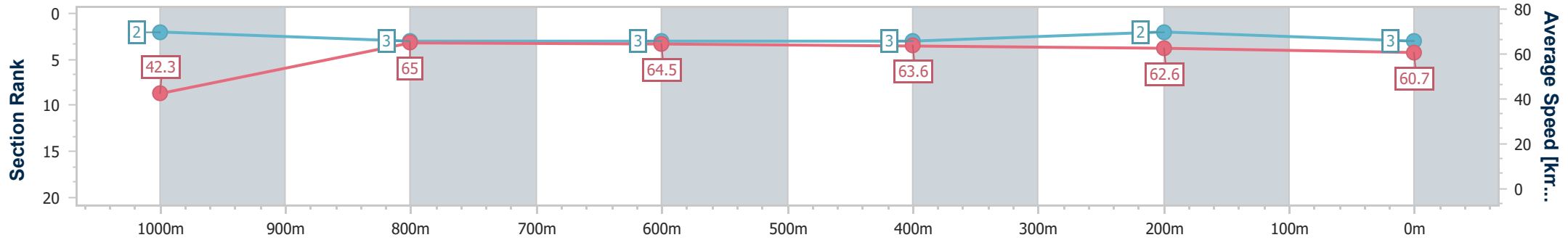
Ipswich QLD Professional  
 Race 4: TAB IPSWICH CUP NOW ON SALE Maiden Plate - 1100m



31 March 2023 - 14:33

Track Rating: Soft 6, Weather: Fine, Rail Position: +5M Entire

Section	Overall	1000m	800m	600m	400m	200m
Section Times	1:05.55 [3] (0:08.53)	0:57.02 [2] (0:11.05)	0:45.97 [3] (0:11.15)	0:34.82 [3] (0:11.37)	0:23.45 [3] (0:11.59)	0:11.86 [2] (0:11.86)
Average Speed [km/h]	42.3	65.0	64.5	63.6	62.6	60.7
Top Speed [km/h]	62.1	66.8	65.6	64.5	63.6	62.8
Avg. Dist. to Rail [m]	5.3	0.9	0.7	1.0	2.6	3.5
Avg. Stride Freq. [Hz]	2.3	2.4	2.4	2.4	2.4	2.3
Avg. Stride Length [m]	5.1	7.5	7.4	7.3	7.2	7.2



- [ ] Ranking at each section and finish
- .-.- No data available at this section
- NA No data available



Horse/Jockey Name	Hallside Martini
Final Rank	4
Fastest Section Time (Section)	0:09.13 (Overall)
Top Speed [km/h] (Section)	66.3 (1000m)
Race State	Finished



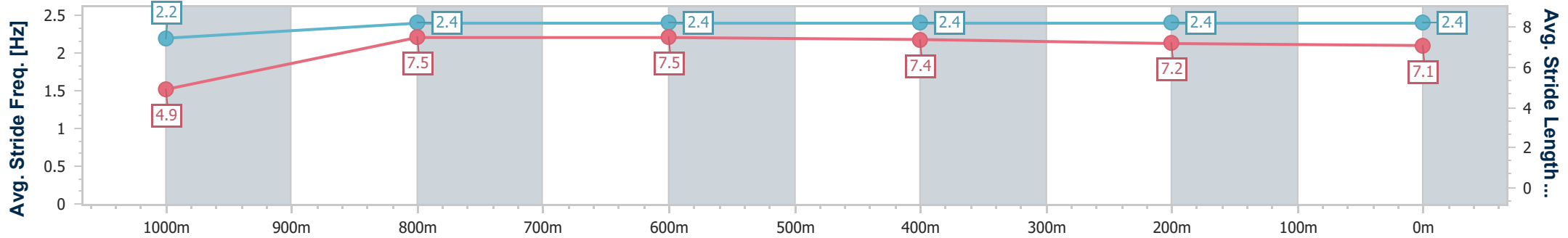
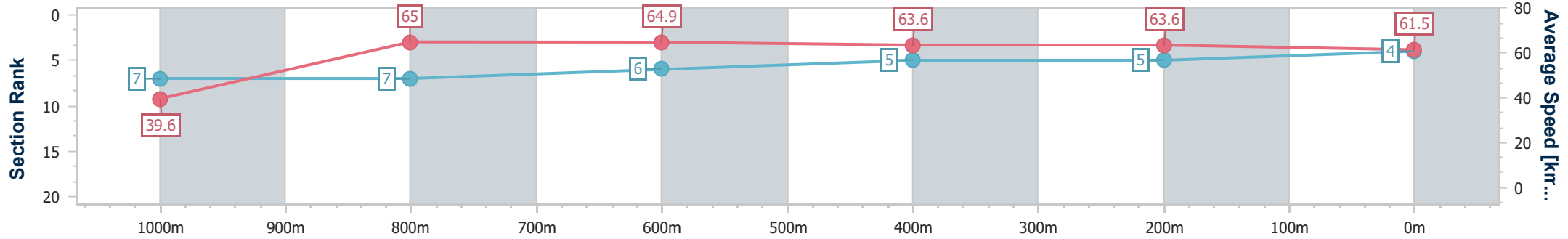
Ipswich QLD Professional  
 Race 4: TAB IPSWICH CUP NOW ON SALE Maiden Plate - 1100m



31 March 2023 - 14:33

Track Rating: Soft 6, Weather: Fine, Rail Position: +5M Entire

Section	Overall	1000m	800m	600m	400m	200m
Section Times	1:05.72 [4] (0:09.13)	0:56.59 [7] (0:11.02)	0:45.57 [7] (0:11.00)	0:34.57 [6] (0:11.37)	0:23.20 [5] (0:11.50)	0:11.70 [5] (0:11.70)
Average Speed [km/h]	39.6	65.0	64.9	63.6	63.6	61.5
Top Speed [km/h]	62.3	66.3	65.9	65.0	64.5	63.6
Avg. Dist. to Rail [m]	4.4	2.1	2.0	0.8	4.9	7.7
Avg. Stride Freq. [Hz]	2.2	2.4	2.4	2.4	2.4	2.4
Avg. Stride Length [m]	4.9	7.5	7.5	7.4	7.2	7.1



- [ ] Ranking at each section and finish
- .-.- No data available at this section
- NA No data available



Horse/Jockey Name	Lord Vader
Final Rank	5
Fastest Section Time (Section)	0:08.58 (Overall)
Top Speed [km/h] (Section)	66.8 (1000m)
Race State	Finished



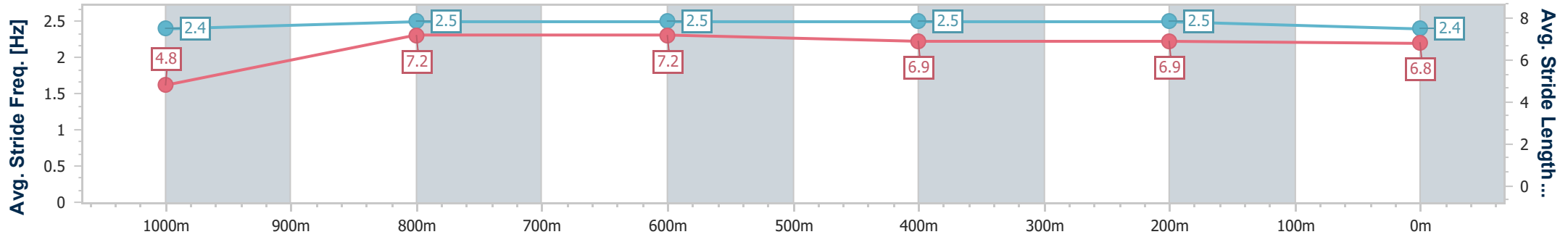
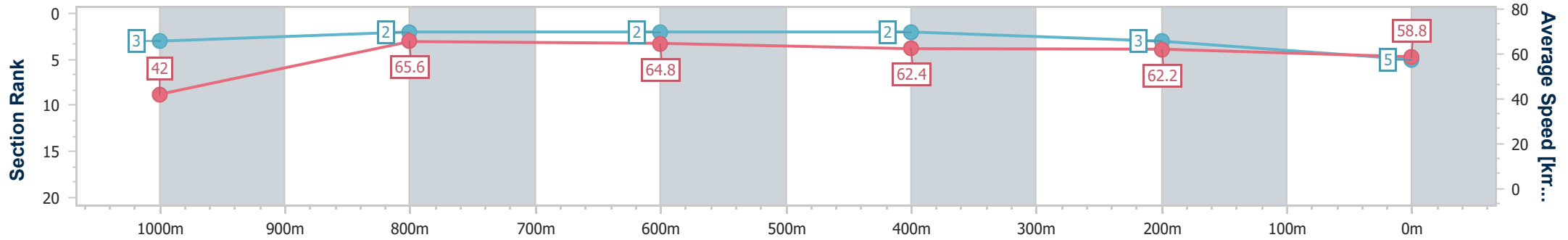
Ipswich QLD Professional  
Race 4: TAB IPSWICH CUP NOW ON SALE Maiden Plate - 1100m



31 March 2023 - 14:33

Track Rating: Soft 6, Weather: Fine, Rail Position: +5M Entire

Section	Overall	1000m	800m	600m	400m	200m
Section Times	1:06.01 [5] (0:08.58)	0:57.43 [3] (0:10.90)	0:46.53 [2] (0:11.03)	0:35.50 [2] (0:11.59)	0:23.91 [2] (0:11.67)	0:12.24 [3] (0:12.24)
Average Speed [km/h]	42.0	65.6	64.8	62.4	62.2	58.8
Top Speed [km/h]	62.1	66.8	65.6	63.9	62.9	63.0
Avg. Dist. to Rail [m]	3.1	2.3	1.8	0.8	1.6	0.6
Avg. Stride Freq. [Hz]	2.4	2.5	2.5	2.5	2.5	2.4
Avg. Stride Length [m]	4.8	7.2	7.2	6.9	6.9	6.8



- [ ] Ranking at each section and finish
- .-.- No data available at this section
- NA No data available



Horse/Jockey Name	A Bit Bazarre
Final Rank	6
Fastest Section Time (Section)	0:08.78 (Overall)
Top Speed [km/h] (Section)	65.9 (1000m)
Race State	Finished



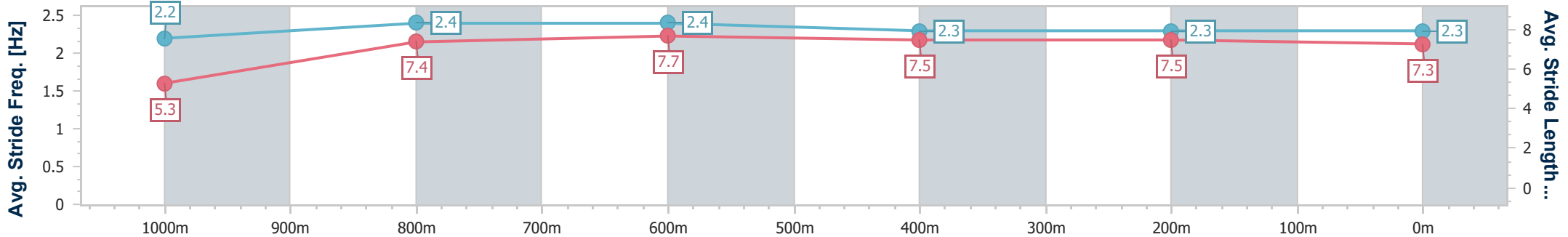
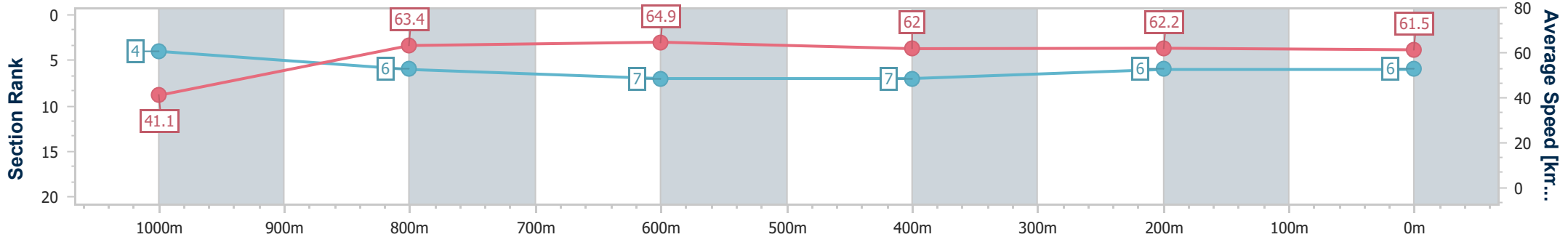
Ipswich QLD Professional  
Race 4: TAB IPSWICH CUP NOW ON SALE Maiden Plate - 1100m



31 March 2023 - 14:33

Track Rating: Soft 6, Weather: Fine, Rail Position: +5M Entire

Section	Overall	1000m	800m	600m	400m	200m
Section Times	1:06.18 [6] (0:08.78)	0:57.40 [4] (0:11.32)	0:46.08 [6] (0:11.06)	0:35.02 [7] (0:11.67)	0:23.35 [7] (0:11.67)	0:11.68 [6] (0:11.68)
Average Speed [km/h]	41.1	63.4	64.9	62.0	62.2	61.5
Top Speed [km/h]	61.6	65.9	65.8	63.6	62.8	63.2
Avg. Dist. to Rail [m]	6.9	1.3	0.9	1.4	1.9	3.3
Avg. Stride Freq. [Hz]	2.2	2.4	2.4	2.3	2.3	2.3
Avg. Stride Length [m]	5.3	7.4	7.7	7.5	7.5	7.3



- [ ] Ranking at each section and finish
- .-.- No data available at this section
- NA No data available



Horse/Jockey Name	Toni En Avant
Final Rank	7
Fastest Section Time (Section)	0:08.79 (Overall)
Top Speed [km/h] (Section)	65.5 (1000m)
Race State	Finished



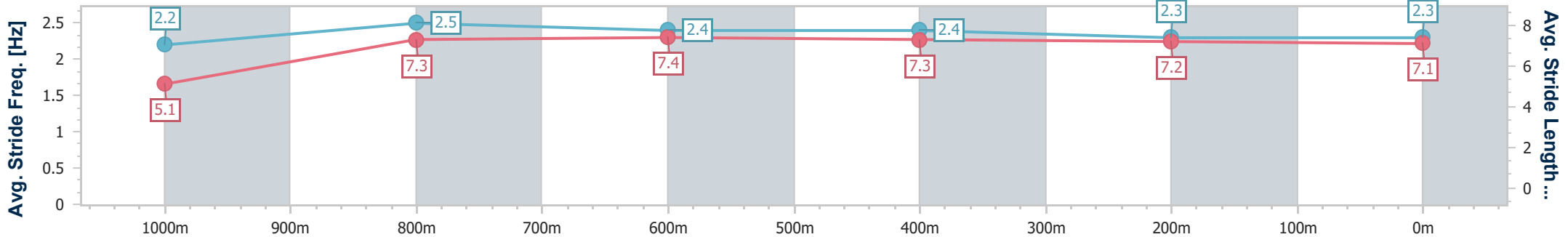
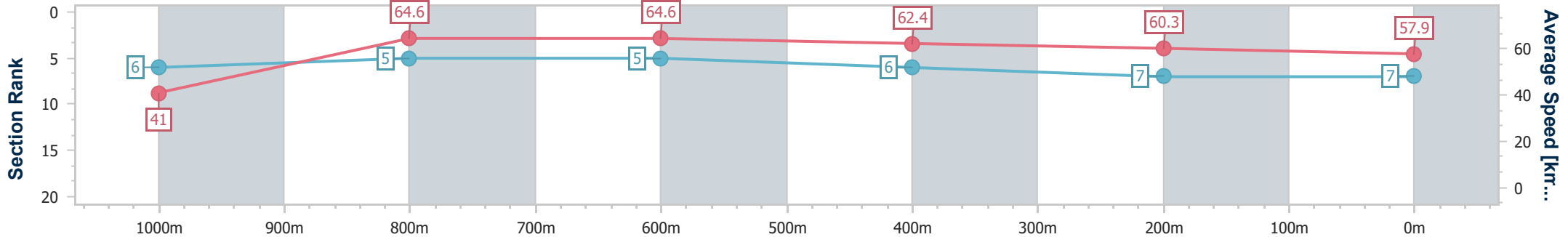
Ipswich QLD Professional  
 Race 4: TAB IPSWICH CUP NOW ON SALE Maiden Plate - 1100m



31 March 2023 - 14:33

Track Rating: Soft 6, Weather: Fine, Rail Position: +5M Entire

Section	Overall	1000m	800m	600m	400m	200m
Section Times	1:07.20 [7] (0:08.79)	0:58.41 [6] (0:11.12)	0:47.29 [5] (0:11.14)	0:36.15 [5] (0:11.61)	0:24.54 [6] (0:12.12)	0:12.42 [7] (0:12.42)
Average Speed [km/h]	41.0	64.6	64.6	62.4	60.3	57.9
Top Speed [km/h]	62.8	65.5	65.5	64.0	61.1	59.6
Avg. Dist. to Rail [m]	3.8	0.6	0.3	1.4	4.6	7.0
Avg. Stride Freq. [Hz]	2.2	2.5	2.4	2.4	2.3	2.3
Avg. Stride Length [m]	5.1	7.3	7.4	7.3	7.2	7.1



- [ ] Ranking at each section and finish
- .-.- No data available at this section
- NA No data available