



Toowoomba QLD Professional

Race 2: TALENTSPRING Maiden Handicap - 1850m

06 April 2023 - 18:15



Track Rating: Good 4, Weather: Fine, Rail Position: +3m Entire

Section		Overall	1600m	1400m	1200m	1000m	800m	600m	Last 600m				
Field Times		1:56.74 (0:17.56)	1:39.18 (0:10.63)	1:28.55 (0:11.25)	1:17.30 (0:11.88)	1:05.42 (0:12.78)	0:52.64 (0:12.95)	0:39.69 (0:12.99)	0:39.69				
Rank	TAB Horse/Jockey	Barrier	Top Speed [km/h]	Fastest Section									Distance Travelled [m]
1	9 TIGER FOR LIFE Georgina Cartwright	9	68.4 1600m	0:10.63 1600m	1:56.74 [1] (0:17.56)	1:39.18 [1] (0:10.63)	1:28.55 [1] (0:11.25)	1:17.30 [1] (0:11.88)	1:05.42 [1] (0:12.78)	0:52.64 [1] (0:12.95)	0:39.69 [1] (0:12.99)	0:39.69	
2	5 BADER Taylor Marshall	11	66.6 1600m	0:11.27 1600m	1:56.76 [2] (0:19.58)	1:37.18 [9] (0:11.27)	1:25.91 [9] (0:11.30)	1:14.61 [9] (0:11.48)	1:03.13 [7] (0:12.00)	0:51.13 [6] (0:12.48)	0:38.65 [5] (0:12.98)	0:38.65	+1
3	7 EPIC LOVE Gary Geran	3	66.6 1600m	0:11.15 1600m	1:57.20 [3] (0:18.60)	1:38.60 [5] (0:11.15)	1:27.45 [5] (0:11.39)	1:16.06 [5] (0:11.85)	1:04.21 [5] (0:12.45)	0:51.76 [5] (0:12.63)	0:39.13 [6] (0:12.87)	0:39.13	+9
4	3 FRANKEL MOON Micheal Hellyer	8	66.6 1600m	0:11.28 1600m	1:57.39 [4] (0:19.28)	1:38.11 [8] (0:11.28)	1:26.83 [8] (0:11.33)	1:15.50 [7] (0:11.75)	1:03.75 [8] (0:12.36)	0:51.39 [8] (0:12.48)	0:38.91 [8] (0:12.72)	0:38.91	+1
5	8 SEA KISSED Sean Cormack	5	66.5 1600m	0:11.12 1600m	1:58.51 [5] (0:18.82)	1:39.69 [6] (0:11.12)	1:28.57 [6] (0:11.52)	1:17.05 [6] (0:11.84)	1:05.21 [6] (0:12.35)	0:52.86 [7] (0:12.75)	0:40.11 [7] (0:13.64)	0:40.11	+7
6	6 BRAMBLE BAY Samantha Collett	2	66.3 1600m	0:11.05 1600m	1:59.08 [6] (0:18.17)	1:40.91 [4] (0:11.05)	1:29.86 [4] (0:11.46)	1:18.40 [4] (0:11.88)	1:06.52 [4] (0:12.46)	0:54.06 [4] (0:12.81)	0:41.25 [3] (0:13.17)	0:41.25	+0
7	1 RIGHT LIGHT Alisha Donald	10	66.3 1600m	0:11.27 1600m	1:59.47 [7] (0:19.23)	1:40.24 [7] (0:11.27)	1:28.97 [7] (0:11.40)	1:17.57 [8] (0:11.75)	1:05.82 [9] (0:12.71)	0:53.11 [9] (0:12.53)	0:40.58 [9] (0:13.27)	0:40.58	+3
8	4 FOXHOLE Rikki Jamieson	6	67.7 Overall	0:10.65 1600m	2:01.81 [8] (0:18.16)	1:43.65 [3] (0:10.65)	1:33.00 [2] (0:11.42)	1:21.58 [2] (0:11.97)	1:09.61 [2] (0:12.79)	0:56.82 [2] (0:12.91)	0:43.91 [2] (0:13.60)	0:43.91	+4
9	2 MISCLICK Les Tilley	4	67.6 1600m	0:10.89 1600m	2:02.86 [9] (0:17.99)	1:44.87 [2] (0:10.89)	1:33.98 [3] (0:11.36)	1:22.62 [3] (0:12.03)	1:10.59 [3] (0:12.79)	0:57.80 [3] (0:12.94)	0:44.86 [4] (0:14.01)	0:44.86	+1

Scratched: Giant Thunder (#10), Reg 'N' Kath (#11)

[] Ranking at each section and finish
 -:-:- No data available at this section
 NA No data available

SCN Saddle cloth number
 DNF Did not finish
 DNT Did not track



Toowoomba QLD Professional

Race 2: TALENTSPRING Maiden Handicap - 1850m

06 April 2023 - 18:15



Track Rating: Good 4, Weather: Fine, Rail Position: +3m Entire

Section				400m	200m			Last 600m			
Field Times				0:26.70 (0:13.19)	0:13.51 (0:13.51)			0:39.69			
Rank	TAB	Horse/Jockey	Barrier	Top Speed [km/h]	Fastest Section	Margin				Distance Travelled [m]	
1	9	TIGER FOR LIFE Georgina Cartwright	9	68.4 1600m	0:10.63 1600m	0:26.70 [1] (0:13.19)	0:13.51 [1] (0:13.51)	1:56.74		0:39.69	
2	5	BADER Taylor Marshall	11	66.6 1600m	0:11.27 1600m	0:25.67 [3] (0:12.70)	0:12.97 [2] (0:12.97)	0.1L		0:38.65	+1
3	7	EPIC LOVE Gary Geran	3	66.6 1600m	0:11.15 1600m	0:26.26 [2] (0:12.98)	0:13.28 [3] (0:13.28)	2.6L		0:39.13	+9
4	3	FRANKEL MOON Micheal Hellyer	8	66.6 1600m	0:11.28 1600m	0:26.19 [5] (0:12.91)	0:13.28 [4] (0:13.28)	3.6L		0:38.91	+1
5	8	SEA KISSED Sean Cormack	5	66.5 1600m	0:11.12 1600m	0:26.47 [7] (0:13.56)	0:12.91 [6] (0:12.91)	10.1L		0:40.11	+7
6	6	BRAMBLE BAY Samantha Collett	2	66.3 1600m	0:11.05 1600m	0:28.08 [4] (0:13.67)	0:14.41 [5] (0:14.41)	13.4L		0:41.25	+0
7	1	RIGHT LIGHT Alisha Donald	10	66.3 1600m	0:11.27 1600m	0:27.31 [9] (0:13.92)	0:13.39 [7] (0:13.39)	15.7L		0:40.58	+3
8	4	FOXHOLE Rikki Jamieson	6	67.7 Overall	0:10.65 1600m	0:30.31 [6] (0:14.62)	0:15.69 [8] (0:15.69)	29.2L		0:43.91	+4
9	2	MISCLICK Les Tilley	4	67.6 1600m	0:10.89 1600m	0:30.85 [8] (0:14.68)	0:16.17 [9] (0:16.17)	35.2L		0:44.86	+1

Scratched: Giant Thunder (#10), Reg 'N' Kath (#11)



Horse/Jockey Name	Tiger For Life
Final Rank	1
Fastest Section Time (Section)	0:10.63 (1600m)
Top Speed [km/h] (Section)	68.4 (1600m)
Race State	Finished



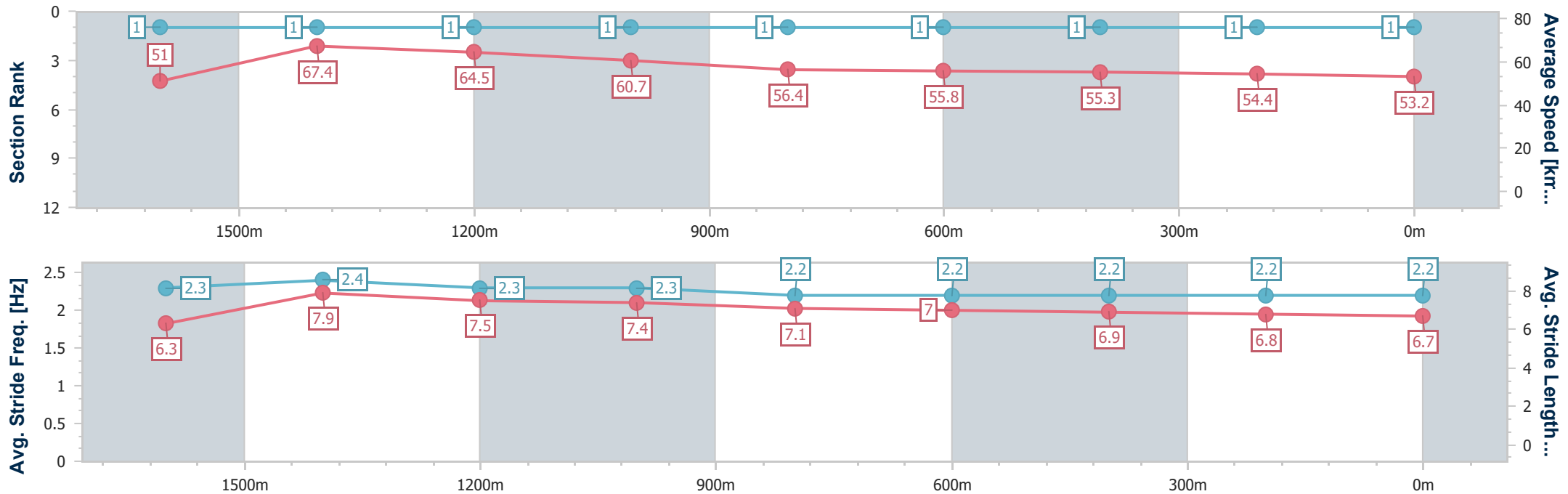
Toowoomba QLD Professional
Race 2: TALENTSPRING Maiden Handicap - 1850m



06 April 2023 - 18:15

Track Rating: Good 4, Weather: Fine, Rail Position: +3m Entire

Section	Overall	1600m	1400m	1200m	1000m	800m	600m	400m	200m
Section Times	1:56.74 [1] (0:17.56)	1:39.18 [1] (0:10.63)	1:28.55 [1] (0:11.25)	1:17.30 [1] (0:11.88)	1:05.42 [1] (0:12.78)	0:52.64 [1] (0:12.95)	0:39.69 [1] (0:12.99)	0:26.70 [1] (0:13.19)	0:13.51 [1] (0:13.51)
Average Speed [km/h]	51.0	67.4	64.5	60.7	56.4	55.8	55.3	54.4	53.2
Top Speed [km/h]	67.1	68.4	68.4	62.1	58.9	57.2	57.1	55.0	53.9
Avg. Dist. to Rail [m]	4.9	1.5	1.7	2.3	0.6	0.6	0.2	0.6	0.4
Avg. Stride Freq. [Hz]	2.3	2.4	2.3	2.3	2.2	2.2	2.2	2.2	2.2
Avg. Stride Length [m]	6.3	7.9	7.5	7.4	7.1	7.0	6.9	6.8	6.7



- [] Ranking at each section and finish
- .-.- No data available at this section
- NA No data available



Horse/Jockey Name	Bader
Final Rank	2
Fastest Section Time (Section)	0:11.27 (1600m)
Top Speed [km/h] (Section)	66.6 (1600m)
Race State	Finished



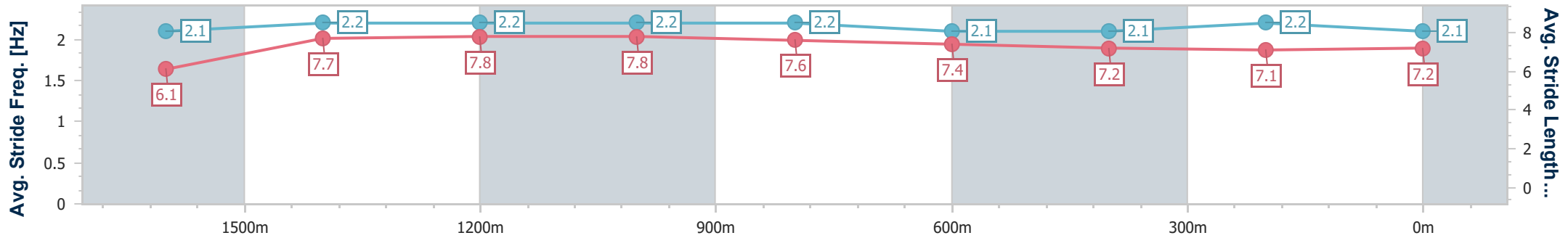
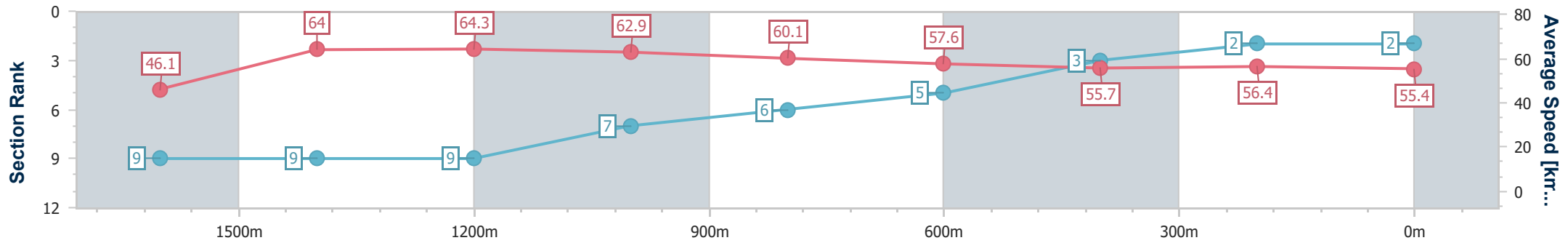
Toowoomba QLD Professional
Race 2: TALENTSPRING Maiden Handicap - 1850m



06 April 2023 - 18:15

Track Rating: Good 4, Weather: Fine, Rail Position: +3m Entire

Section	Overall	1600m	1400m	1200m	1000m	800m	600m	400m	200m
Section Times	1:56.76 [2] (0:19.58)	1:37.18 [9] (0:11.27)	1:25.91 [9] (0:11.30)	1:14.61 [9] (0:11.48)	1:03.13 [7] (0:12.00)	0:51.13 [6] (0:12.48)	0:38.65 [5] (0:12.98)	0:25.67 [3] (0:12.70)	0:12.97 [2] (0:12.97)
Average Speed [km/h]	46.1	64.0	64.3	62.9	60.1	57.6	55.7	56.4	55.4
Top Speed [km/h]	61.1	66.6	66.0	63.8	62.5	58.4	56.8	57.3	57.1
Avg. Dist. to Rail [m]	4.8	0.7	1.8	1.7	0.7	0.7	0.9	0.8	0.6
Avg. Stride Freq. [Hz]	2.1	2.2	2.2	2.2	2.2	2.1	2.1	2.2	2.1
Avg. Stride Length [m]	6.1	7.7	7.8	7.8	7.6	7.4	7.2	7.1	7.2



- [] Ranking at each section and finish
- .-.- No data available at this section
- NA No data available



Horse/Jockey Name	Epic Love
Final Rank	3
Fastest Section Time (Section)	0:11.15 (1600m)
Top Speed [km/h] (Section)	66.6 (1600m)
Race State	Finished



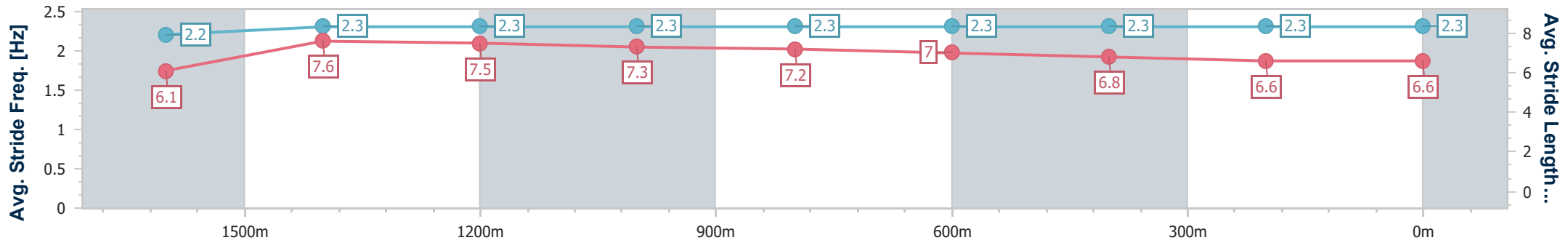
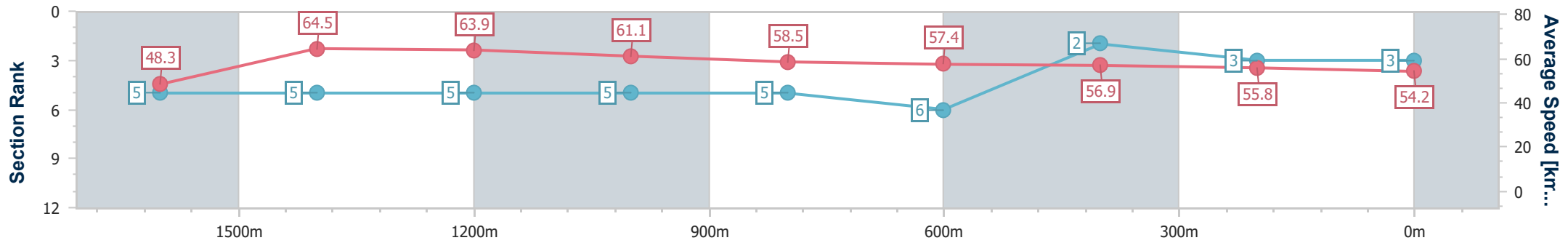
Toowoomba QLD Professional
Race 2: TALENTSPRING Maiden Handicap - 1850m



06 April 2023 - 18:15

Track Rating: Good 4, Weather: Fine, Rail Position: +3m Entire

Section	Overall	1600m	1400m	1200m	1000m	800m	600m	400m	200m
Section Times	1:57.20 [3] (0:18.60)	1:38.60 [5] (0:11.15)	1:27.45 [5] (0:11.39)	1:16.06 [5] (0:11.85)	1:04.21 [5] (0:12.45)	0:51.76 [5] (0:12.63)	0:39.13 [6] (0:12.87)	0:26.26 [2] (0:12.98)	0:13.28 [3] (0:13.28)
Average Speed [km/h]	48.3	64.5	63.9	61.1	58.5	57.4	56.9	55.8	54.2
Top Speed [km/h]	63.6	66.6	66.5	63.0	60.0	58.9	57.7	56.6	55.5
Avg. Dist. to Rail [m]	3.6	0.8	2.6	4.1	3.5	2.6	3.5	2.4	4.0
Avg. Stride Freq. [Hz]	2.2	2.3	2.3	2.3	2.3	2.3	2.3	2.3	2.3
Avg. Stride Length [m]	6.1	7.6	7.5	7.3	7.2	7.0	6.8	6.6	6.6



- [] Ranking at each section and finish
- .-.- No data available at this section
- NA No data available



Horse/Jockey Name	Frankel Moon
Final Rank	4
Fastest Section Time (Section)	0:11.28 (1600m)
Top Speed [km/h] (Section)	66.6 (1600m)
Race State	Finished



Toowoomba QLD Professional

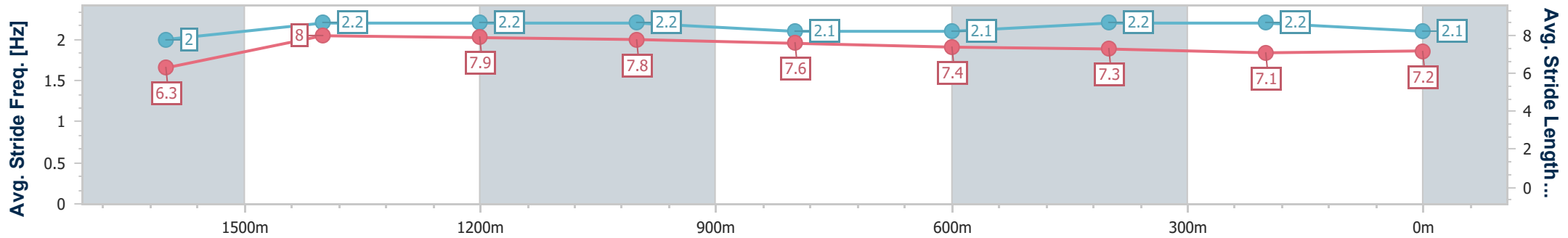
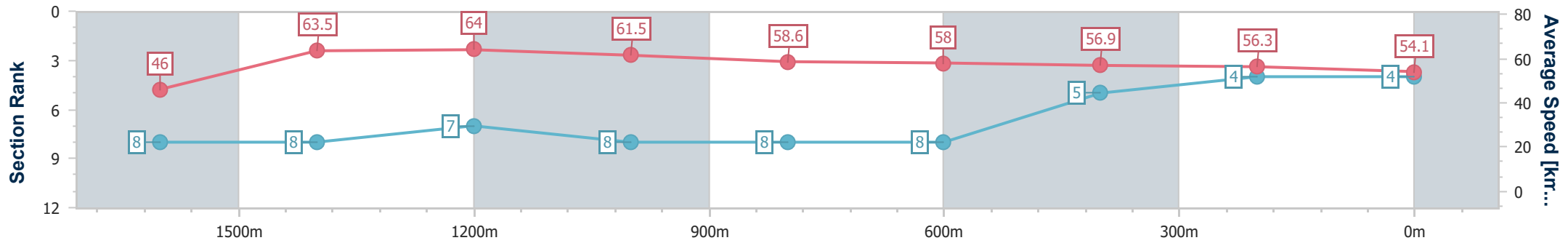
Race 2: TALENTSPRING Maiden Handicap - 1850m

06 April 2023 - 18:15



Track Rating: Good 4, Weather: Fine, Rail Position: +3m Entire

Section	Overall	1600m	1400m	1200m	1000m	800m	600m	400m	200m
Section Times	1:57.39 [4] (0:19.28)	1:38.11 [8] (0:11.28)	1:26.83 [8] (0:11.33)	1:15.50 [7] (0:11.75)	1:03.75 [8] (0:12.36)	0:51.39 [8] (0:12.48)	0:38.91 [8] (0:12.72)	0:26.19 [5] (0:12.91)	0:13.28 [4] (0:13.28)
Average Speed [km/h]	46.0	63.5	64.0	61.5	58.6	58.0	56.9	56.3	54.1
Top Speed [km/h]	61.4	66.6	65.5	63.2	60.3	58.8	57.7	56.9	55.4
Avg. Dist. to Rail [m]	4.0	0.9	1.3	3.0	2.0	1.6	1.2	3.1	5.4
Avg. Stride Freq. [Hz]	2.0	2.2	2.2	2.2	2.1	2.1	2.2	2.2	2.1
Avg. Stride Length [m]	6.3	8.0	7.9	7.8	7.6	7.4	7.3	7.1	7.2



- [] Ranking at each section and finish
- .-.- No data available at this section
- NA No data available



Horse/Jockey Name	Sea Kissed
Final Rank	5
Fastest Section Time (Section)	0:11.12 (1600m)
Top Speed [km/h] (Section)	66.5 (1600m)
Race State	Finished



Toowoomba QLD Professional

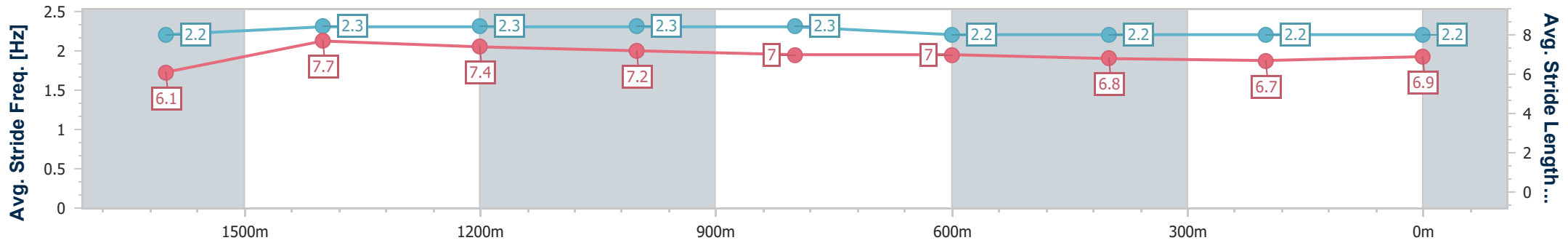
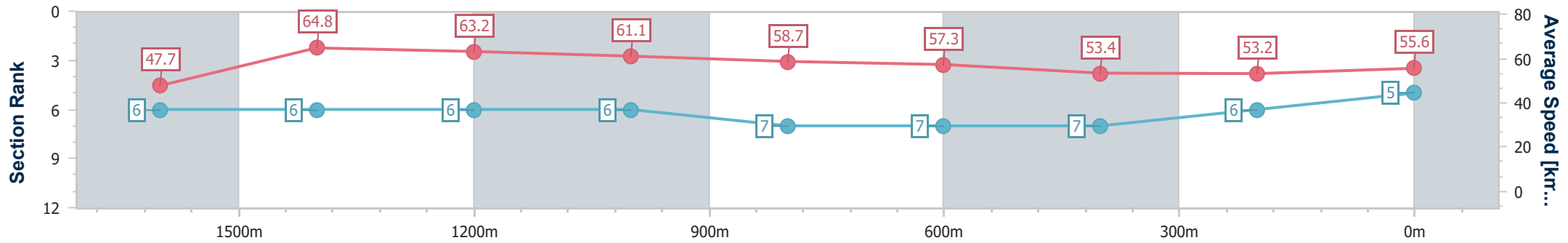
Race 2: TALENTSPRING Maiden Handicap - 1850m

06 April 2023 - 18:15



Track Rating: Good 4, Weather: Fine, Rail Position: +3m Entire

Section	Overall	1600m	1400m	1200m	1000m	800m	600m	400m	200m
Section Times	1:58.51 [5] (0:18.82)	1:39.69 [6] (0:11.12)	1:28.57 [6] (0:11.52)	1:17.05 [6] (0:11.84)	1:05.21 [6] (0:12.35)	0:52.86 [7] (0:12.75)	0:40.11 [7] (0:13.64)	0:26.47 [7] (0:13.56)	0:12.91 [6] (0:12.91)
Average Speed [km/h]	47.7	64.8	63.2	61.1	58.7	57.3	53.4	53.2	55.6
Top Speed [km/h]	63.5	66.5	66.2	63.3	59.8	59.4	56.3	55.9	56.3
Avg. Dist. to Rail [m]	3.9	1.6	2.3	2.6	2.1	4.1	2.0	1.2	4.1
Avg. Stride Freq. [Hz]	2.2	2.3	2.3	2.3	2.3	2.2	2.2	2.2	2.2
Avg. Stride Length [m]	6.1	7.7	7.4	7.2	7.0	7.0	6.8	6.7	6.9



- [] Ranking at each section and finish
- .-.- No data available at this section
- NA No data available



Horse/Jockey Name	Bramble Bay
Final Rank	6
Fastest Section Time (Section)	0:11.05 (1600m)
Top Speed [km/h] (Section)	66.3 (1600m)
Race State	Finished



Toowoomba QLD Professional

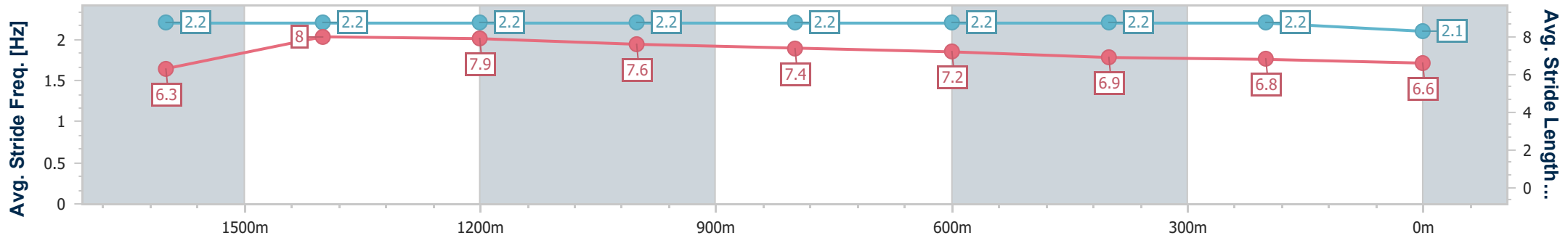
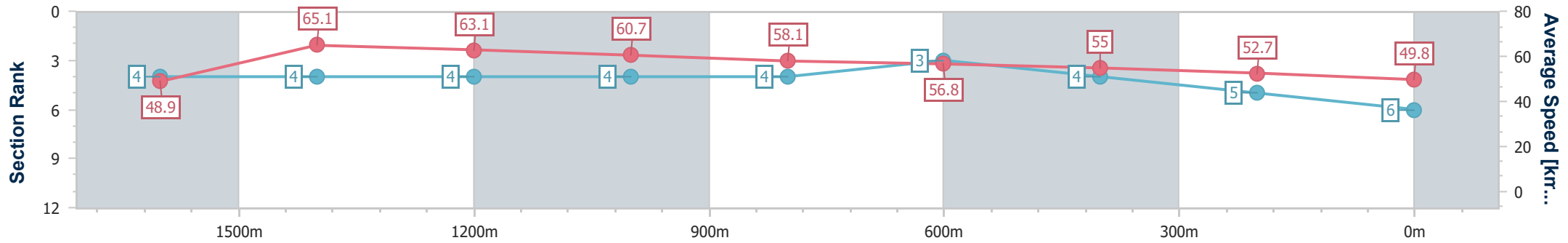
Race 2: TALENTSPRING Maiden Handicap - 1850m

06 April 2023 - 18:15



Track Rating: Good 4, Weather: Fine, Rail Position: +3m Entire

Section	Overall	1600m	1400m	1200m	1000m	800m	600m	400m	200m
Section Times	1:59.08 [6] (0:18.17)	1:40.91 [4] (0:11.05)	1:29.86 [4] (0:11.46)	1:18.40 [4] (0:11.88)	1:06.52 [4] (0:12.46)	0:54.06 [4] (0:12.81)	0:41.25 [3] (0:13.17)	0:28.08 [4] (0:13.67)	0:14.41 [5] (0:14.41)
Average Speed [km/h]	48.9	65.1	63.1	60.7	58.1	56.8	55.0	52.7	49.8
Top Speed [km/h]	64.8	66.3	64.9	63.2	59.1	57.3	57.1	54.1	51.0
Avg. Dist. to Rail [m]	4.5	0.6	1.1	2.4	1.9	2.9	1.5	0.4	1.6
Avg. Stride Freq. [Hz]	2.2	2.2	2.2	2.2	2.2	2.2	2.2	2.2	2.1
Avg. Stride Length [m]	6.3	8.0	7.9	7.6	7.4	7.2	6.9	6.8	6.6



- [] Ranking at each section and finish
- .-.- No data available at this section
- NA No data available



Horse/Jockey Name	Right Light
Final Rank	7
Fastest Section Time (Section)	0:11.27 (1600m)
Top Speed [km/h] (Section)	66.3 (1600m)
Race State	Finished



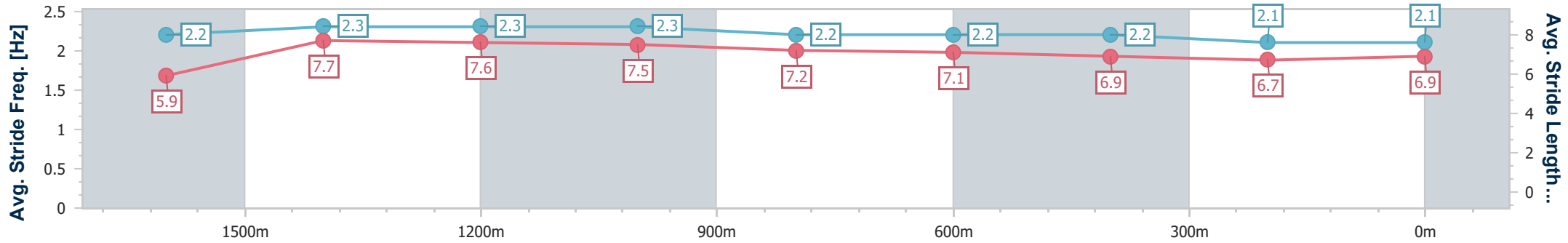
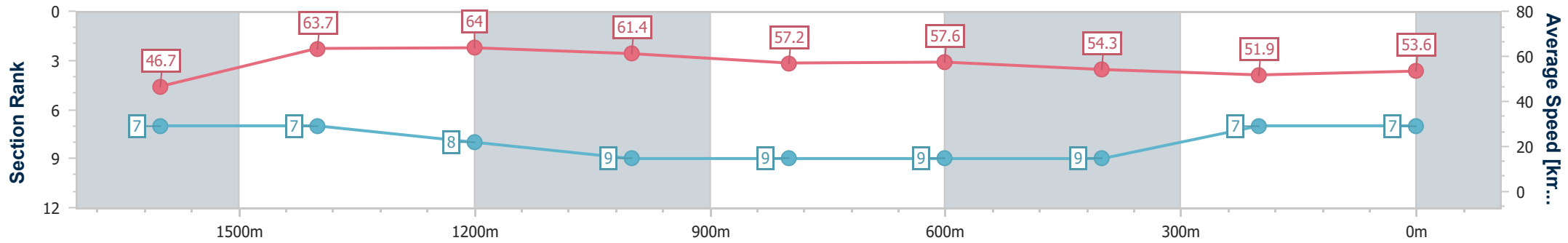
Toowoomba QLD Professional
Race 2: TALENTSPRING Maiden Handicap - 1850m



06 April 2023 - 18:15

Track Rating: Good 4, Weather: Fine, Rail Position: +3m Entire

Section	Overall	1600m	1400m	1200m	1000m	800m	600m	400m	200m
Section Times	1:59.47 [7] (0:19.23)	1:40.24 [7] (0:11.27)	1:28.97 [7] (0:11.40)	1:17.57 [8] (0:11.75)	1:05.82 [9] (0:12.71)	0:53.11 [9] (0:12.53)	0:40.58 [9] (0:13.27)	0:27.31 [9] (0:13.92)	0:13.39 [7] (0:13.39)
Average Speed [km/h]	46.7	63.7	64.0	61.4	57.2	57.6	54.3	51.9	53.6
Top Speed [km/h]	61.1	66.3	65.7	62.7	59.7	58.6	56.7	54.2	54.1
Avg. Dist. to Rail [m]	4.8	0.8	2.2	4.0	3.3	1.0	0.2	1.3	1.9
Avg. Stride Freq. [Hz]	2.2	2.3	2.3	2.3	2.2	2.2	2.2	2.1	2.1
Avg. Stride Length [m]	5.9	7.7	7.6	7.5	7.2	7.1	6.9	6.7	6.9



- [] Ranking at each section and finish
- .-.- No data available at this section
- NA No data available



Horse/Jockey Name	Foxhole
Final Rank	8
Fastest Section Time (Section)	0:10.65 (1600m)
Top Speed [km/h] (Section)	67.7 (Overall)
Race State	Finished



Toowoomba QLD Professional

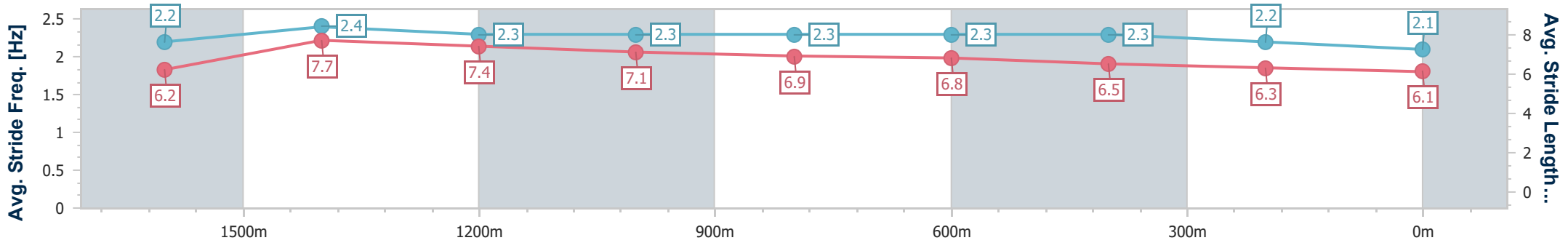
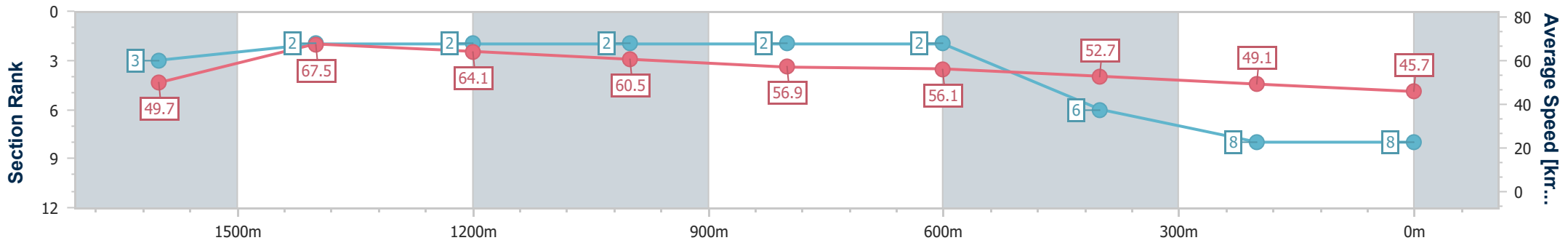
Race 2: TALENTSPRING Maiden Handicap - 1850m

06 April 2023 - 18:15



Track Rating: Good 4, Weather: Fine, Rail Position: +3m Entire

Section	Overall	1600m	1400m	1200m	1000m	800m	600m	400m	200m
Section Times	2:01.81 [8] (0:18.16)	1:43.65 [3] (0:10.65)	1:33.00 [2] (0:11.42)	1:21.58 [2] (0:11.97)	1:09.61 [2] (0:12.79)	0:56.82 [2] (0:12.91)	0:43.91 [2] (0:13.60)	0:30.31 [6] (0:14.62)	0:15.69 [8] (0:15.69)
Average Speed [km/h]	49.7	67.5	64.1	60.5	56.9	56.1	52.7	49.1	45.7
Top Speed [km/h]	67.7	67.7	67.6	62.2	59.0	56.9	55.7	50.4	47.9
Avg. Dist. to Rail [m]	3.9	0.8	3.0	4.2	3.2	1.9	0.8	1.2	0.7
Avg. Stride Freq. [Hz]	2.2	2.4	2.3	2.3	2.3	2.3	2.3	2.2	2.1
Avg. Stride Length [m]	6.2	7.7	7.4	7.1	6.9	6.8	6.5	6.3	6.1



- [] Ranking at each section and finish
- .-.- No data available at this section
- NA No data available



Horse/Jockey Name	Misclick
Final Rank	9
Fastest Section Time (Section)	0:10.89 (1600m)
Top Speed [km/h] (Section)	67.6 (1600m)
Race State	Finished



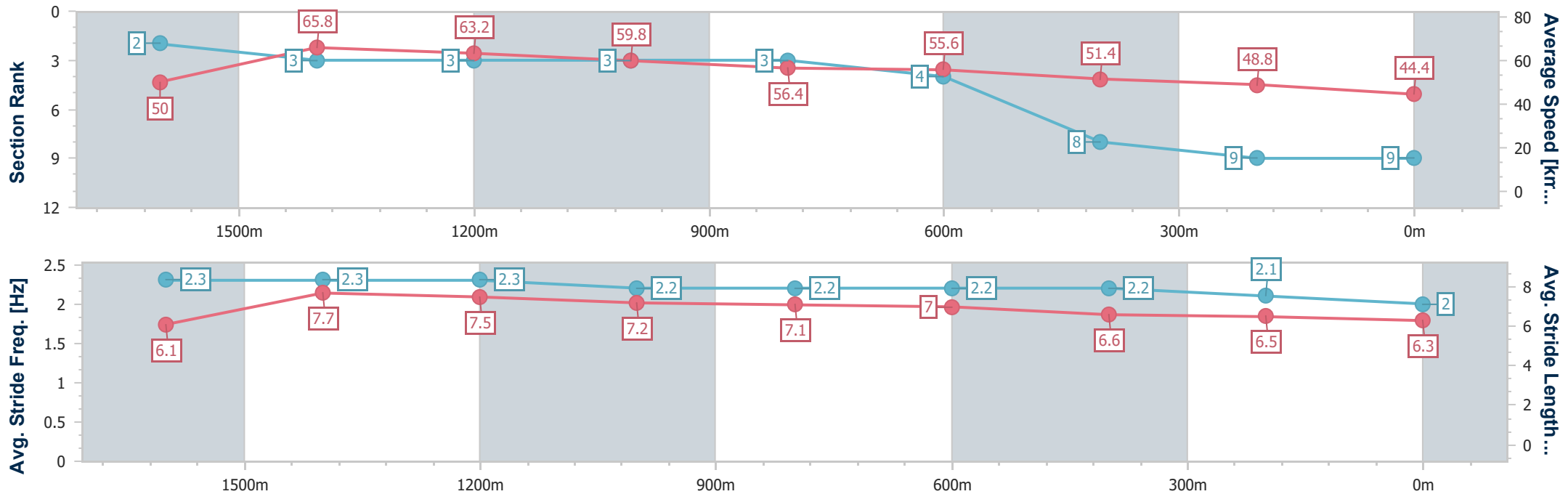
Toowoomba QLD Professional
Race 2: TALENTSPRING Maiden Handicap - 1850m



06 April 2023 - 18:15

Track Rating: Good 4, Weather: Fine, Rail Position: +3m Entire

Section	Overall	1600m	1400m	1200m	1000m	800m	600m	400m	200m
Section Times	2:02.86 [9] (0:17.99)	1:44.87 [2] (0:10.89)	1:33.98 [3] (0:11.36)	1:22.62 [3] (0:12.03)	1:10.59 [3] (0:12.79)	0:57.80 [3] (0:12.94)	0:44.86 [4] (0:14.01)	0:30.85 [8] (0:14.68)	0:16.17 [9] (0:16.17)
Average Speed [km/h]	50.0	65.8	63.2	59.8	56.4	55.6	51.4	48.8	44.4
Top Speed [km/h]	66.3	67.6	66.0	62.2	58.4	56.9	54.7	49.8	47.9
Avg. Dist. to Rail [m]	3.8	1.4	0.6	0.3	0.4	0.4	0.4	1.5	0.7
Avg. Stride Freq. [Hz]	2.3	2.3	2.3	2.2	2.2	2.2	2.2	2.1	2.0
Avg. Stride Length [m]	6.1	7.7	7.5	7.2	7.1	7.0	6.6	6.5	6.3



- [] Ranking at each section and finish
- .-.- No data available at this section
- NA No data available