



Doomben QLD Professional

Race 5: XXXX DRY Class 3 Plate - 1640m



BRISBANE
RACING CLUB

08 April 2023 - 14:09

Track Rating: Soft 7, Weather: Fine, Rail Position: +5.5m Entire Course

Section													
Field Times		Overall	1400m	1200m	1000m	800m	600m	400m	Last 600m				
		1:39.95 (0:16.09)	1:23.86 (0:11.04)	1:12.82 (0:11.96)	1:00.86 (0:12.35)	0:48.51 (0:12.63)	0:35.88 (0:11.93)	0:23.95 (0:11.70)	0:35.88				
Rank	TAB Horse/Jockey	Barrier	Top Speed [km/h]	Fastest Section									Distance Travelled [m]
1	8 PENTITO Taylor Marshall	9	65.6 400m	0:11.24 400m	1:39.95 [1] (0:16.54)	1:23.41 [6] (0:11.42)	1:11.99 [5] (0:11.86)	1:00.13 [5] (0:12.44)	0:47.69 [5] (0:12.55)	0:35.14 [5] (0:11.73)	0:23.41 [5] (0:11.24)	0:35.14	
2	9 TENZING James Orman	12	67.0 400m	0:11.07 400m	1:40.05 [2] (0:17.30)	1:22.75 [10] (0:11.58)	1:11.17 [11] (0:11.87)	0:59.30 [11] (0:12.40)	0:46.90 [11] (0:12.32)	0:34.58 [11] (0:11.49)	0:23.09 [10] (0:11.07)	0:34.58	+3
3	7 MOKTAFFY Damien Thornton	8	66.2 600m	0:11.17 400m	1:40.25 [3] (0:17.26)	1:22.99 [9] (0:11.44)	1:11.55 [9] (0:11.85)	0:59.70 [10] (0:12.45)	0:47.25 [10] (0:12.41)	0:34.84 [10] (0:11.55)	0:23.29 [9] (0:11.17)	0:34.84	-2
4	1 MAKEDON Nikita Beriman	16	66.0 Overall	0:11.41 1400m	1:40.31 [4] (0:16.09)	1:24.22 [2] (0:11.41)	1:12.81 [3] (0:12.00)	1:00.81 [3] (0:12.39)	0:48.42 [3] (0:12.56)	0:35.86 [4] (0:11.79)	0:24.07 [3] (0:11.54)	0:35.86	+2
5	6 INUWASHI Ben Thompson	14	64.1 1400m	0:11.33 1400m	1:40.51 [5] (0:17.35)	1:23.16 [11] (0:11.33)	1:11.83 [10] (0:11.77)	1:00.06 [9] (0:12.43)	0:47.63 [9] (0:12.39)	0:35.24 [9] (0:11.77)	0:23.47 [11] (0:11.43)	0:35.24	-3
6	10 ALERT AND READY Larry Cassidy	6	64.3 400m	0:11.45 400m	1:40.53 [6] (0:16.78)	1:23.75 [7] (0:11.52)	1:12.23 [8] (0:11.79)	1:00.44 [7] (0:12.52)	0:47.92 [7] (0:12.50)	0:35.42 [8] (0:11.69)	0:23.73 [6] (0:11.45)	0:35.42	+3
7	12 SEA RIPPLE Kyle Wilson-Taylor	1	65.9 1400m	0:11.01 1400m	1:40.56 [7] (0:16.12)	1:24.44 [3] (0:11.01)	1:13.43 [1] (0:11.96)	1:01.47 [1] (0:12.35)	0:49.12 [1] (0:12.63)	0:36.49 [1] (0:11.93)	0:24.56 [1] (0:11.70)	0:36.49	-5
8	13 DUTCH GOLD Mark Du Plessis	13	63.9 Overall	0:11.45 1400m	1:40.57 [8] (0:16.25)	1:24.32 [4] (0:11.45)	1:12.87 [4] (0:11.86)	1:01.01 [4] (0:12.39)	0:48.62 [4] (0:12.43)	0:36.19 [3] (0:11.87)	0:24.32 [4] (0:11.61)	0:36.19	-4
9	15 STAR CHANCE Justin Stanley	2	64.4 400m	0:11.53 1400m	1:40.90 [9] (0:16.39)	1:24.51 [5] (0:11.53)	1:12.98 [6] (0:11.90)	1:01.08 [6] (0:12.42)	0:48.66 [6] (0:12.44)	0:36.22 [6] (0:11.95)	0:24.27 [7] (0:11.64)	0:36.22	-9
10	2 MOVEITMOVEIT Angela Jones	5	64.5 1400m	0:11.31 1400m	1:40.90 [10] (0:16.88)	1:24.02 [8] (0:11.31)	1:12.71 [7] (0:11.93)	1:00.78 [8] (0:12.55)	0:48.23 [8] (0:12.41)	0:35.82 [7] (0:11.87)	0:23.95 [8] (0:11.52)	0:35.82	-3

Scratched: Witch Day (#16), Rations (#11), Tribute King (#3), Hype (#5), Sacred Mission (#14)

Report Created: Sat 8 April 2023 14:26 GMT+10 (Note: Timing is based on position data)

Page 1/15

[] Ranking at each section and finish
 -:-:- No data available at this section
 NA No data available
 SCN Saddle cloth number
 DNF Did not finish
 DNT Did not track

data processed by TRIPLES DATA



Doomben QLD Professional
Race 5: XXXX DRY Class 3 Plate - 1640m
08 April 2023 - 14:09



BRISBANE
RACING CLUB

Track Rating: Soft 7, Weather: Fine, Rail Position: +5.5m Entire Course

Section	Overall	1400m	1200m	1000m	800m	600m	400m	Last 600m
Field Times	1:39.95 (0:16.09)	1:23.86 (0:11.04)	1:12.82 (0:11.96)	1:00.86 (0:12.35)	0:48.51 (0:12.63)	0:35.88 (0:11.93)	0:23.95 (0:11.70)	0:35.88

Rank	TAB	Horse/Jockey	Barrier	Top Speed [km/h]	Fastest Section	Overall	1400m	1200m	1000m	800m	600m	400m	Last 600m	Distance Travelled [m]
11	4	DICKENSIAN	4	65.8	0:11.28	1:41.32 [11]	1:25.22 [1]	1:13.94 [2]	1:02.01 [2]	0:49.61 [2]	0:37.00 [2]	0:25.20 [2]	0:37.00	+0
		Boris Thornton		Overall	1400m	(0:16.10)	(0:11.28)	(0:11.93)	(0:12.40)	(0:12.61)	(0:11.80)	(0:11.77)		

Scratched: Witch Day (#16), Rations (#11), Tribute King (#3), Hype (#5), Sacred Mission (#14)

[] Ranking at each section and finish
 -:-:- No data available at this section
 NA No data available

SCN Saddle cloth number
 DNF Did not finish
 DNT Did not track



Doomben QLD Professional
Race 5: XXXX DRY Class 3 Plate - 1640m
08 April 2023 - 14:09



Track Rating: Soft 7, Weather: Fine, Rail Position: +5.5m Entire Course

Section				200m				Last 600m	
Field Times				0:12.25 (0:12.25)				0:35.88	
Rank	TAB Horse/Jockey	Barrier	Top Speed [km/h]	Fastest Section	Margin		Distance Travelled [m]		
1	8 PENTITO Taylor Marshall	9	65.6 400m	0:11.24 400m	0:12.17 [2] (0:12.17)	1:39.95	0:35.14		
2	9 TENZING James Orman	12	67.0 400m	0:11.07 400m	0:12.02 [6] (0:12.02)	0.54L	0:34.58 +3		
3	7 MOKTAFFY Damien Thornton	8	66.2 600m	0:11.17 400m	0:12.12 [7] (0:12.12)	1.76L	0:34.84 -2		
4	1 MAKEDON Nikita Beriman	16	66.0 Overall	0:11.41 1400m	0:12.53 [3] (0:12.53)	2.11L	0:35.86 +2		
5	6 INUWASHI Ben Thompson	14	64.1 1400m	0:11.33 1400m	0:12.04 [11] (0:12.04)	3.3L	0:35.24 -3		
6	10 ALERT AND READY Larry Cassidy	6	64.3 400m	0:11.45 400m	0:12.28 [8] (0:12.28)	3.38L	0:35.42 +3		
7	12 SEA RIPPLE Kyle Wilson-Taylor	1	65.9 1400m	0:11.01 1400m	0:12.86 [1] (0:12.86)	3.6L	0:36.49 -5		
8	13 DUTCH GOLD Mark Du Plessis	13	63.9 Overall	0:11.45 1400m	0:12.71 [4] (0:12.71)	3.66L	0:36.19 -4		
9	15 STAR CHANCE Justin Stanley	2	64.4 400m	0:11.53 1400m	0:12.63 [10] (0:12.63)	5.57L	0:36.22 -9		
10	2 MOVEITMOVEIT Angela Jones	5	64.5 1400m	0:11.31 1400m	0:12.43 [9] (0:12.43)	5.58L	0:35.82 -3		

Scratched: Witch Day (#16), Rations (#11), Tribute King (#3), Hype (#5), Sacred Mission (#14)



Doomben QLD Professional
Race 5: XXXX DRY Class 3 Plate - 1640m
08 April 2023 - 14:09



Track Rating: Soft 7, Weather: Fine, Rail Position: +5.5m Entire Course

Section		200m		Last 600m		
Field Times		0:12.25 (0:12.25)		0:35.88		
Rank	TAB Horse/Jockey	Barrier	Top Speed [km/h]	Fastest Section	Margin	Distance Travelled [m]
11	4 DICKENSIAN	4	65.8	0:11.28	0:13.43 [4]	8.06L
	Boris Thornton		Overall	1400m	(0:13.43)	
						0:37.00 +0

Scratched: Witch Day (#16), Rations (#11), Tribute King (#3), Hype (#5), Sacred Mission (#14)

[] Ranking at each section and finish
 -:-:- No data available at this section
 NA No data available

SCN Saddle cloth number
 DNF Did not finish
 DNT Did not track



Horse/Jockey Name	Pentito
Final Rank	1
Fastest Section Time (Section)	0:11.24 (400m)
Top Speed [km/h] (Section)	65.6 (400m)
Race State	Finished



Doomben QLD Professional

Race 5: XXXX DRY Class 3 Plate - 1640m

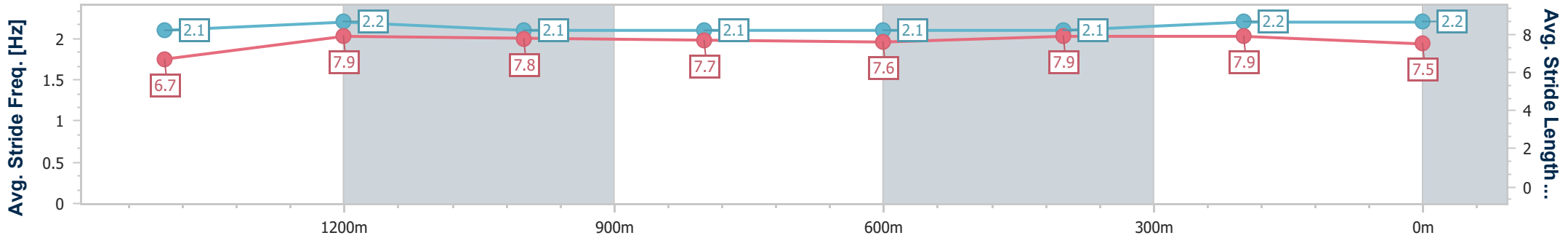
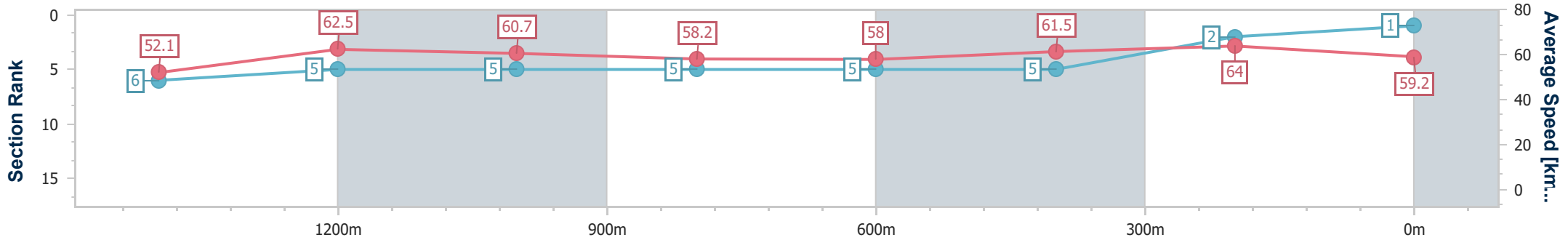
08 April 2023 - 14:09

Track Rating: Soft 7, Weather: Fine, Rail Position: +5.5m Entire Course



BRISBANE RACING CLUB

Section	Overall	1400m	1200m	1000m	800m	600m	400m	200m
Section Times	1:39.95 [1] (0:16.54)	1:23.41 [6] (0:11.42)	1:11.99 [5] (0:11.86)	1:00.13 [5] (0:12.44)	0:47.69 [5] (0:12.55)	0:35.14 [5] (0:11.73)	0:23.41 [5] (0:11.24)	0:12.17 [2] (0:12.17)
Average Speed [km/h]	52.1	62.5	60.7	58.2	58.0	61.5	64.0	59.2
Top Speed [km/h]	63.4	63.1	62.0	59.2	59.6	62.9	65.6	62.9
Avg. Dist. to Rail [m]	1.8	1.4	0.8	1.9	2.5	0.9	1.4	3.0
Avg. Stride Freq. [Hz]	2.1	2.2	2.1	2.1	2.1	2.1	2.2	2.2
Avg. Stride Length [m]	6.7	7.9	7.8	7.7	7.6	7.9	7.9	7.5



- [] Ranking at each section and finish
- .-.- No data available at this section
- NA No data available



Horse/Jockey Name	Tenzing
Final Rank	2
Fastest Section Time (Section)	0:11.07 (400m)
Top Speed [km/h] (Section)	67.0 (400m)
Race State	Finished



Doomben QLD Professional

Race 5: XXXX DRY Class 3 Plate - 1640m

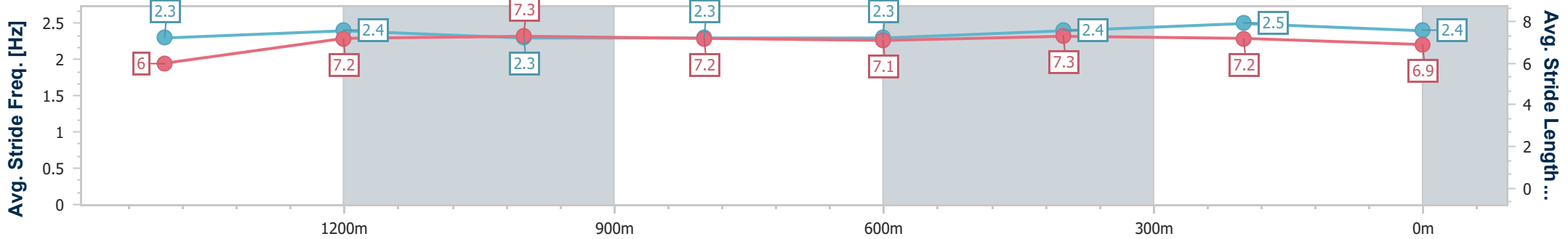
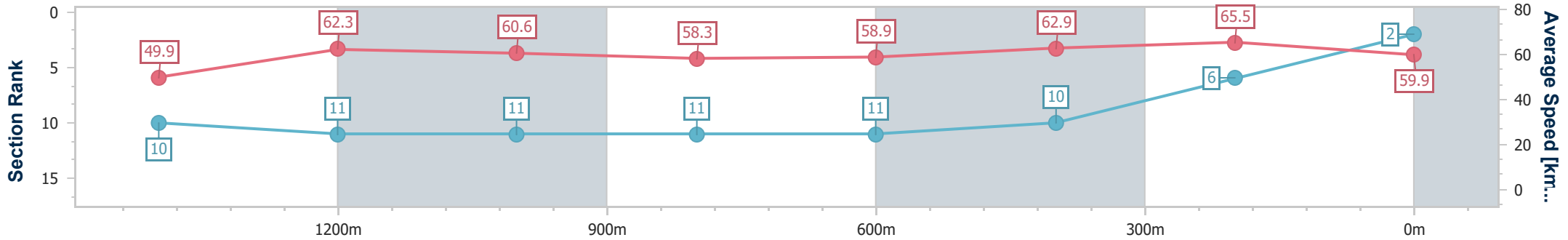
08 April 2023 - 14:09

Track Rating: Soft 7, Weather: Fine, Rail Position: +5.5m Entire Course



BRISBANE RACING CLUB

Section	Overall	1400m	1200m	1000m	800m	600m	400m	200m
Section Times	1:40.05 [2] (0:17.30)	1:22.75 [10] (0:11.58)	1:11.17 [11] (0:11.87)	0:59.30 [11] (0:12.40)	0:46.90 [11] (0:12.32)	0:34.58 [11] (0:11.49)	0:23.09 [10] (0:11.07)	0:12.02 [6] (0:12.02)
Average Speed [km/h]	49.9	62.3	60.6	58.3	58.9	62.9	65.5	59.9
Top Speed [km/h]	61.8	63.6	62.7	60.3	59.5	65.8	67.0	64.1
Avg. Dist. to Rail [m]	2.2	0.4	1.4	1.5	1.4	0.9	5.1	7.0
Avg. Stride Freq. [Hz]	2.3	2.4	2.3	2.3	2.3	2.4	2.5	2.4
Avg. Stride Length [m]	6.0	7.2	7.3	7.2	7.1	7.3	7.2	6.9



- [] Ranking at each section and finish
- .-.- No data available at this section
- NA No data available



Horse/Jockey Name	Moktaffy
Final Rank	3
Fastest Section Time (Section)	0:11.17 (400m)
Top Speed [km/h] (Section)	66.2 (600m)
Race State	Finished



Doomben QLD Professional

Race 5: XXXX DRY Class 3 Plate - 1640m

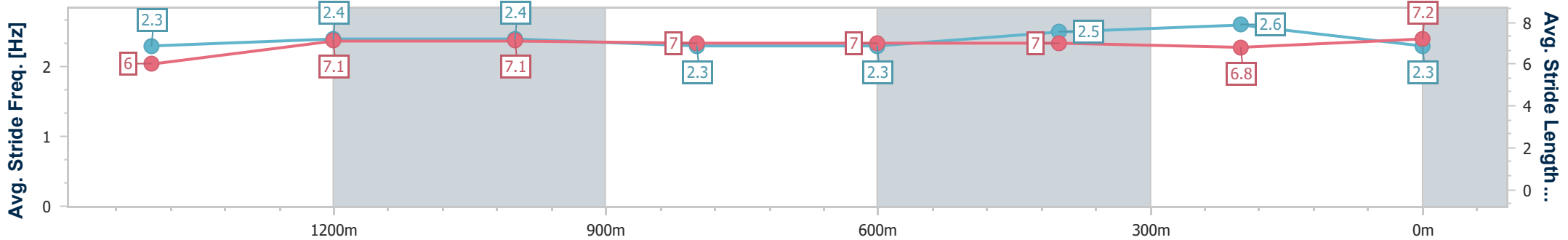
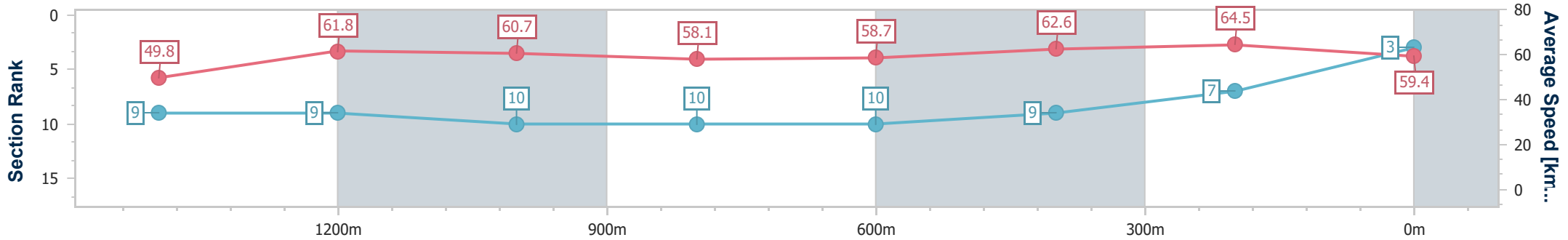
08 April 2023 - 14:09

Track Rating: Soft 7, Weather: Fine, Rail Position: +5.5m Entire Course



BRISBANE RACING CLUB

Section	Overall	1400m	1200m	1000m	800m	600m	400m	200m
Section Times	1:40.25 [3] (0:17.26)	1:22.99 [9] (0:11.44)	1:11.55 [9] (0:11.85)	0:59.70 [10] (0:12.45)	0:47.25 [10] (0:12.41)	0:34.84 [10] (0:11.55)	0:23.29 [9] (0:11.17)	0:12.12 [7] (0:12.12)
Average Speed [km/h]	49.8	61.8	60.7	58.1	58.7	62.6	64.5	59.4
Top Speed [km/h]	62.3	63.4	62.3	60.3	59.7	66.2	66.0	63.4
Avg. Dist. to Rail [m]	2.3	3.2	1.4	2.4	1.8	0.9	2.5	3.8
Avg. Stride Freq. [Hz]	2.3	2.4	2.4	2.3	2.3	2.5	2.6	2.3
Avg. Stride Length [m]	6.0	7.1	7.1	7.0	7.0	7.0	6.8	7.2



- [] Ranking at each section and finish
- .-.- No data available at this section
- NA No data available



Horse/Jockey Name	Makedon
Final Rank	4
Fastest Section Time (Section)	0:11.41 (1400m)
Top Speed [km/h] (Section)	66.0 (Overall)
Race State	Finished



Doomben QLD Professional

Race 5: XXXX DRY Class 3 Plate - 1640m

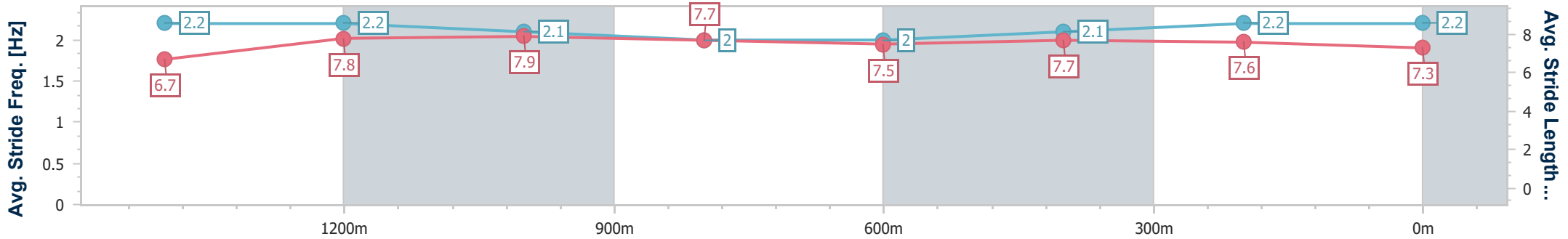
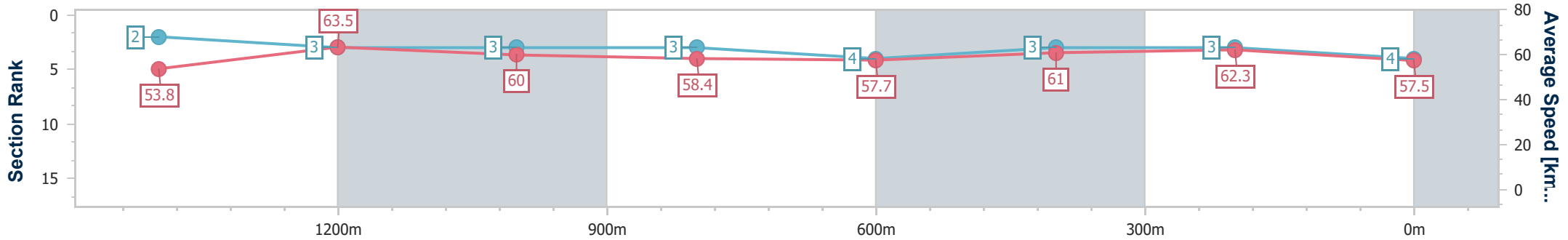
08 April 2023 - 14:09

Track Rating: Soft 7, Weather: Fine, Rail Position: +5.5m Entire Course



BRISBANE RACING CLUB

Section	Overall	1400m	1200m	1000m	800m	600m	400m	200m
Section Times	1:40.31 [4] (0:16.09)	1:24.22 [2] (0:11.41)	1:12.81 [3] (0:12.00)	1:00.81 [3] (0:12.39)	0:48.42 [3] (0:12.56)	0:35.86 [4] (0:11.79)	0:24.07 [3] (0:11.54)	0:12.53 [3] (0:12.53)
Average Speed [km/h]	53.8	63.5	60.0	58.4	57.7	61.0	62.3	57.5
Top Speed [km/h]	66.0	65.6	61.2	59.0	59.4	61.8	63.3	61.1
Avg. Dist. to Rail [m]	4.6	1.1	1.2	1.4	1.3	0.5	0.8	1.4
Avg. Stride Freq. [Hz]	2.2	2.2	2.1	2.0	2.0	2.1	2.2	2.2
Avg. Stride Length [m]	6.7	7.8	7.9	7.7	7.5	7.7	7.6	7.3



- [] Ranking at each section and finish
- .-.- No data available at this section
- NA No data available



Horse/Jockey Name	Inuwashi
Final Rank	5
Fastest Section Time (Section)	0:11.33 (1400m)
Top Speed [km/h] (Section)	64.1 (1400m)
Race State	Finished



Doomben QLD Professional

Race 5: XXXX DRY Class 3 Plate - 1640m

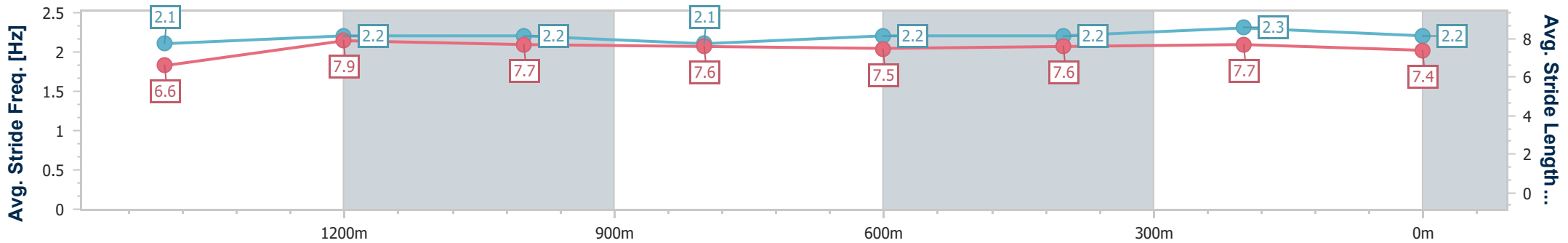
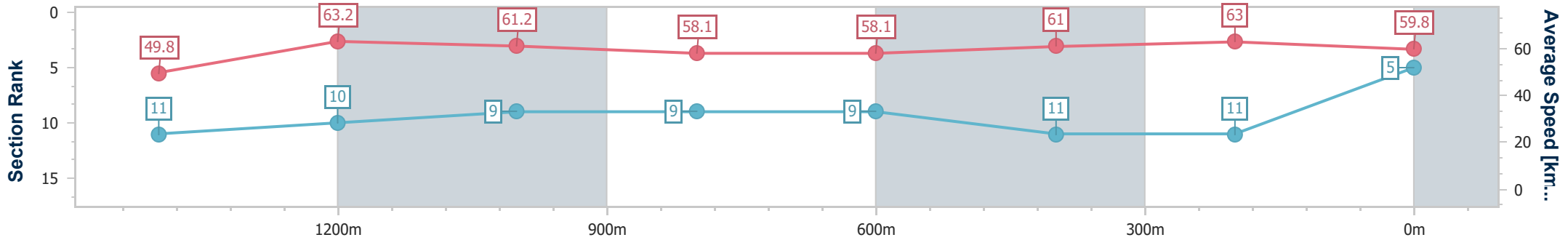
08 April 2023 - 14:09

Track Rating: Soft 7, Weather: Fine, Rail Position: +5.5m Entire Course



BRISBANE RACING CLUB

Section	Overall	1400m	1200m	1000m	800m	600m	400m	200m
Section Times	1:40.51 [5] (0:17.35)	1:23.16 [11] (0:11.33)	1:11.83 [10] (0:11.77)	1:00.06 [9] (0:12.43)	0:47.63 [9] (0:12.39)	0:35.24 [9] (0:11.77)	0:23.47 [11] (0:11.43)	0:12.04 [11] (0:12.04)
Average Speed [km/h]	49.8	63.2	61.2	58.1	58.1	61.0	63.0	59.8
Top Speed [km/h]	63.9	64.1	62.7	60.4	59.0	63.6	63.9	62.8
Avg. Dist. to Rail [m]	3.2	0.8	0.5	0.8	0.4	0.6	2.7	5.9
Avg. Stride Freq. [Hz]	2.1	2.2	2.2	2.1	2.2	2.2	2.3	2.2
Avg. Stride Length [m]	6.6	7.9	7.7	7.6	7.5	7.6	7.7	7.4



- [] Ranking at each section and finish
- .-.- No data available at this section
- NA No data available



Horse/Jockey Name	Alert And Ready
Final Rank	6
Fastest Section Time (Section)	0:11.45 (400m)
Top Speed [km/h] (Section)	64.3 (400m)
Race State	Finished



Doomben QLD Professional

Race 5: XXXX DRY Class 3 Plate - 1640m

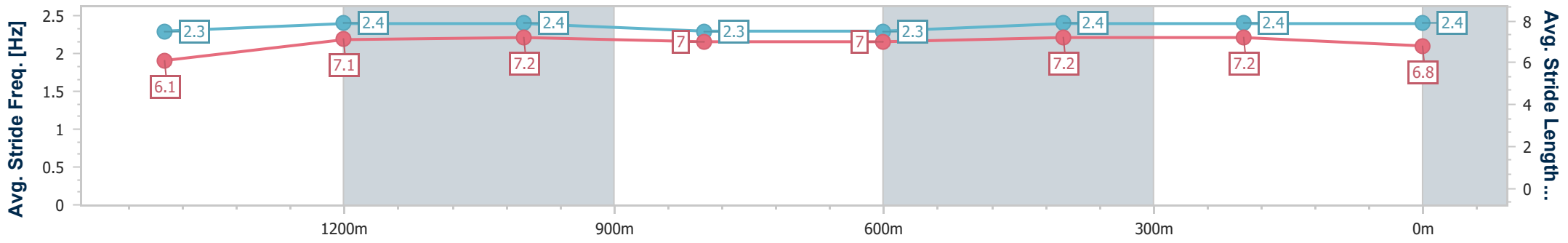
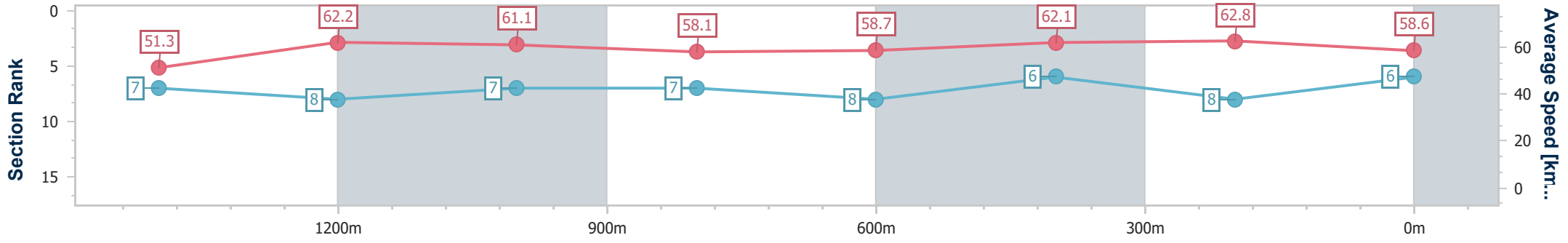
08 April 2023 - 14:09

Track Rating: Soft 7, Weather: Fine, Rail Position: +5.5m Entire Course



BRISBANE RACING CLUB

Section	Overall	1400m	1200m	1000m	800m	600m	400m	200m
Section Times	1:40.53 [6] (0:16.78)	1:23.75 [7] (0:11.52)	1:12.23 [8] (0:11.79)	1:00.44 [7] (0:12.52)	0:47.92 [7] (0:12.50)	0:35.42 [8] (0:11.69)	0:23.73 [6] (0:11.45)	0:12.28 [8] (0:12.28)
Average Speed [km/h]	51.3	62.2	61.1	58.1	58.7	62.1	62.8	58.6
Top Speed [km/h]	62.9	62.7	63.0	59.7	59.8	63.7	64.3	63.0
Avg. Dist. to Rail [m]	1.7	1.2	2.3	3.3	3.9	1.4	2.3	4.0
Avg. Stride Freq. [Hz]	2.3	2.4	2.4	2.3	2.3	2.4	2.4	2.4
Avg. Stride Length [m]	6.1	7.1	7.2	7.0	7.0	7.2	7.2	6.8



- [] Ranking at each section and finish
- .-.- No data available at this section
- NA No data available



Horse/Jockey Name	Sea Ripple
Final Rank	7
Fastest Section Time (Section)	0:11.01 (1400m)
Top Speed [km/h] (Section)	65.9 (1400m)
Race State	Finished



Doomben QLD Professional

Race 5: XXXX DRY Class 3 Plate - 1640m

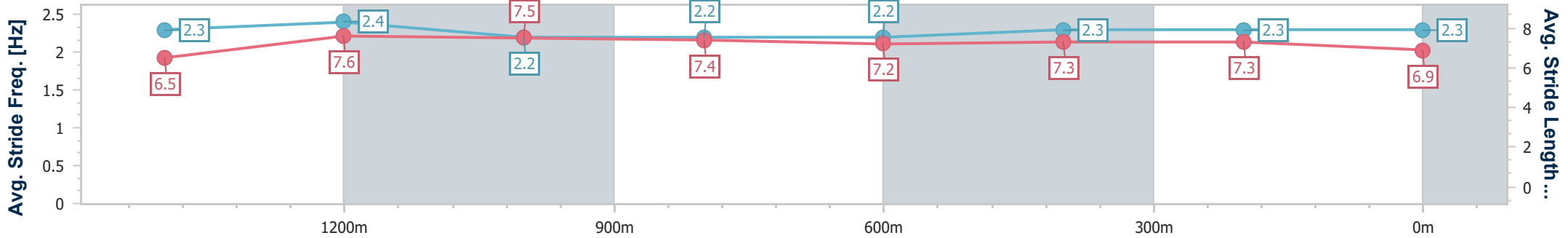
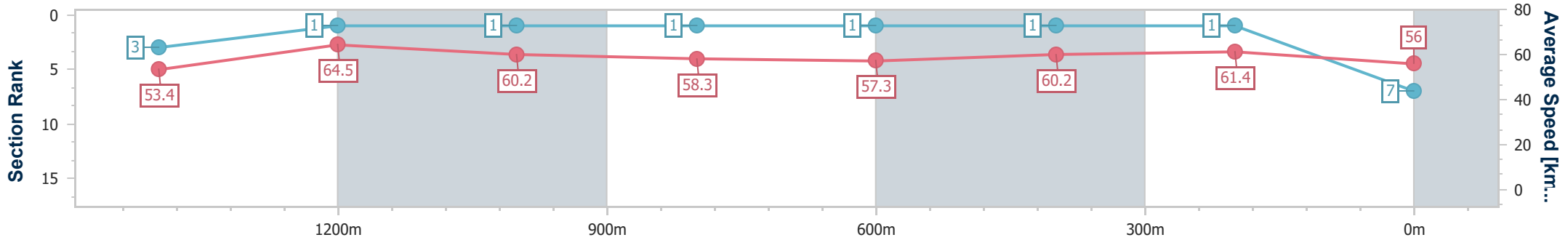
08 April 2023 - 14:09

Track Rating: Soft 7, Weather: Fine, Rail Position: +5.5m Entire Course



BRISBANE RACING CLUB

Section	Overall	1400m	1200m	1000m	800m	600m	400m	200m
Section Times	1:40.56 [7] (0:16.12)	1:24.44 [3] (0:11.01)	1:13.43 [1] (0:11.96)	1:01.47 [1] (0:12.35)	0:49.12 [1] (0:12.63)	0:36.49 [1] (0:11.93)	0:24.56 [1] (0:11.70)	0:12.86 [1] (0:12.86)
Average Speed [km/h]	53.4	64.5	60.2	58.3	57.3	60.2	61.4	56.0
Top Speed [km/h]	65.3	65.9	62.2	59.5	58.8	62.0	62.7	59.4
Avg. Dist. to Rail [m]	2.1	2.3	0.4	0.5	1.1	0.6	1.4	0.7
Avg. Stride Freq. [Hz]	2.3	2.4	2.2	2.2	2.2	2.3	2.3	2.3
Avg. Stride Length [m]	6.5	7.6	7.5	7.4	7.2	7.3	7.3	6.9



- [] Ranking at each section and finish
- .-.- No data available at this section
- NA No data available



Horse/Jockey Name	Dutch Gold
Final Rank	8
Fastest Section Time (Section)	0:11.45 (1400m)
Top Speed [km/h] (Section)	63.9 (Overall)
Race State	Finished



Doomben QLD Professional

Race 5: XXXX DRY Class 3 Plate - 1640m

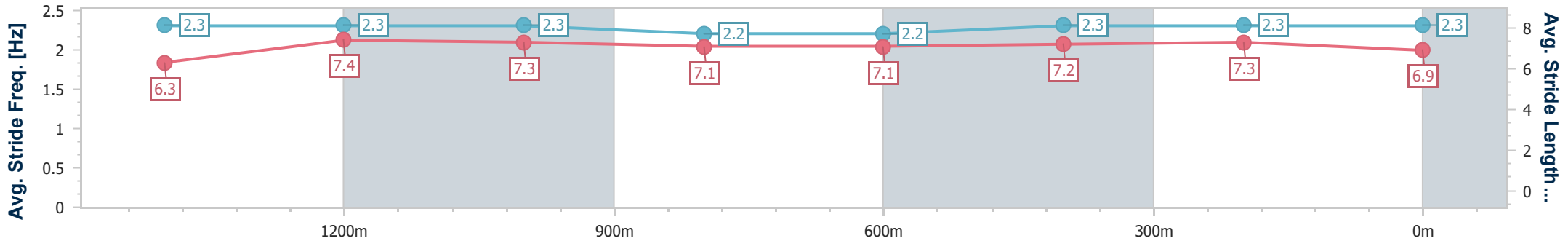
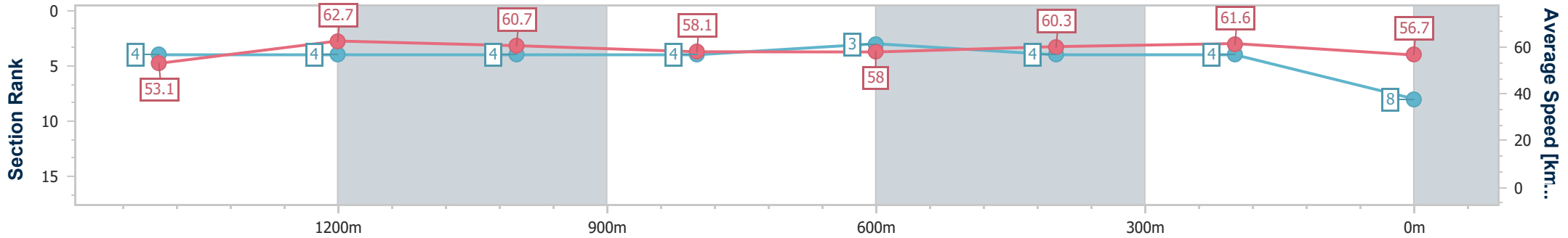
08 April 2023 - 14:09

Track Rating: Soft 7, Weather: Fine, Rail Position: +5.5m Entire Course



BRISBANE RACING CLUB

Section	Overall	1400m	1200m	1000m	800m	600m	400m	200m
Section Times	1:40.57 [8] (0:16.25)	1:24.32 [4] (0:11.45)	1:12.87 [4] (0:11.86)	1:01.01 [4] (0:12.39)	0:48.62 [4] (0:12.43)	0:36.19 [3] (0:11.87)	0:24.32 [4] (0:11.61)	0:12.71 [4] (0:12.71)
Average Speed [km/h]	53.1	62.7	60.7	58.1	58.0	60.3	61.6	56.7
Top Speed [km/h]	63.9	63.8	62.0	59.0	59.1	62.1	63.7	60.2
Avg. Dist. to Rail [m]	2.7	0.6	0.2	0.3	0.3	1.3	2.0	2.6
Avg. Stride Freq. [Hz]	2.3	2.3	2.3	2.2	2.2	2.3	2.3	2.3
Avg. Stride Length [m]	6.3	7.4	7.3	7.1	7.1	7.2	7.3	6.9



- [] Ranking at each section and finish
- .-.- No data available at this section
- NA No data available



Horse/Jockey Name	Star Chance
Final Rank	9
Fastest Section Time (Section)	0:11.53 (1400m)
Top Speed [km/h] (Section)	64.4 (400m)
Race State	Finished



Doomben QLD Professional

Race 5: XXXX DRY Class 3 Plate - 1640m

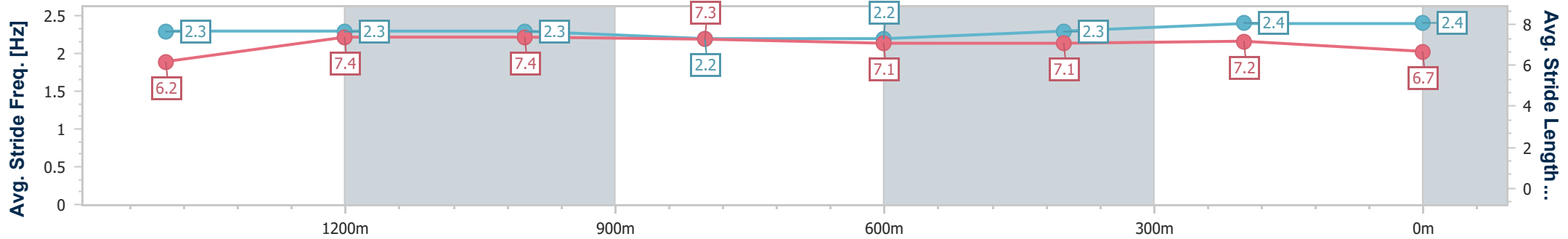
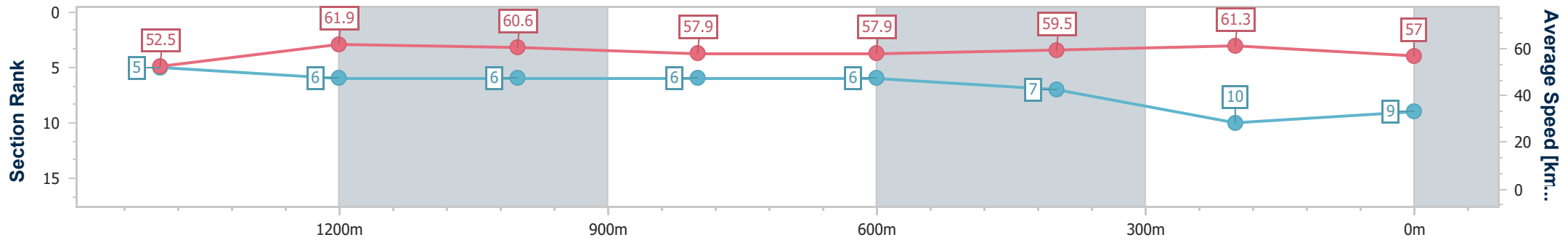
08 April 2023 - 14:09

Track Rating: Soft 7, Weather: Fine, Rail Position: +5.5m Entire Course



BRISBANE RACING CLUB

Section	Overall	1400m	1200m	1000m	800m	600m	400m	200m
Section Times	1:40.90 [9] (0:16.39)	1:24.51 [5] (0:11.53)	1:12.98 [6] (0:11.90)	1:01.08 [6] (0:12.42)	0:48.66 [6] (0:12.44)	0:36.22 [6] (0:11.95)	0:24.27 [7] (0:11.64)	0:12.63 [10] (0:12.63)
Average Speed [km/h]	52.5	61.9	60.6	57.9	57.9	59.5	61.3	57.0
Top Speed [km/h]	64.3	62.9	62.9	58.8	58.7	61.5	64.4	61.8
Avg. Dist. to Rail [m]	2.4	1.4	0.5	0.6	0.7	2.4	3.3	0.7
Avg. Stride Freq. [Hz]	2.3	2.3	2.3	2.2	2.2	2.3	2.4	2.4
Avg. Stride Length [m]	6.2	7.4	7.4	7.3	7.1	7.1	7.2	6.7



- [] Ranking at each section and finish
- .-.- No data available at this section
- NA No data available



Horse/Jockey Name	Moveitmoveit
Final Rank	10
Fastest Section Time (Section)	0:11.31 (1400m)
Top Speed [km/h] (Section)	64.5 (1400m)
Race State	Finished



Doomben QLD Professional

Race 5: XXXX DRY Class 3 Plate - 1640m

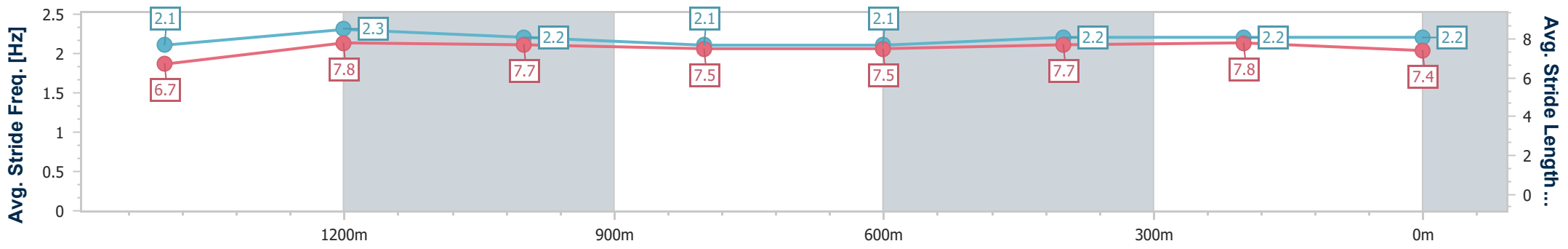
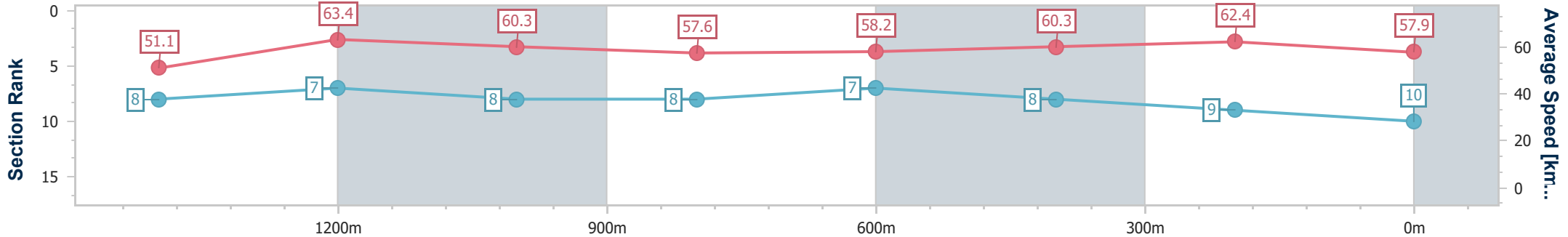
08 April 2023 - 14:09

Track Rating: Soft 7, Weather: Fine, Rail Position: +5.5m Entire Course



BRISBANE RACING CLUB

Section	Overall	1400m	1200m	1000m	800m	600m	400m	200m
Section Times	1:40.90 [10] (0:16.88)	1:24.02 [8] (0:11.31)	1:12.71 [7] (0:11.93)	1:00.78 [8] (0:12.55)	0:48.23 [8] (0:12.41)	0:35.82 [7] (0:11.87)	0:23.95 [8] (0:11.52)	0:12.43 [9] (0:12.43)
Average Speed [km/h]	51.1	63.4	60.3	57.6	58.2	60.3	62.4	57.9
Top Speed [km/h]	64.1	64.5	61.8	59.2	58.8	61.8	63.4	61.3
Avg. Dist. to Rail [m]	1.7	0.9	0.6	1.0	0.6	1.0	1.2	4.0
Avg. Stride Freq. [Hz]	2.1	2.3	2.2	2.1	2.1	2.2	2.2	2.2
Avg. Stride Length [m]	6.7	7.8	7.7	7.5	7.5	7.7	7.8	7.4



- [] Ranking at each section and finish
- .-.- No data available at this section
- NA No data available



Horse/Jockey Name	Dickensian
Final Rank	11
Fastest Section Time (Section)	0:11.28 (1400m)
Top Speed [km/h] (Section)	65.8 (Overall)
Race State	Finished



Doomben QLD Professional

Race 5: XXXX DRY Class 3 Plate - 1640m

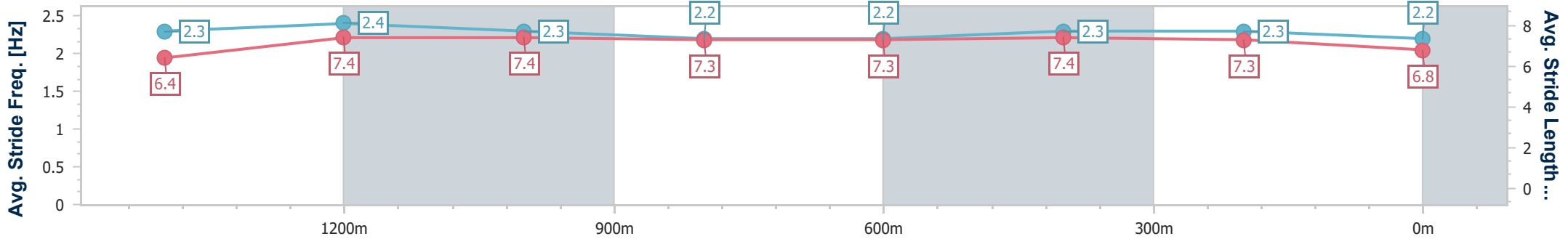
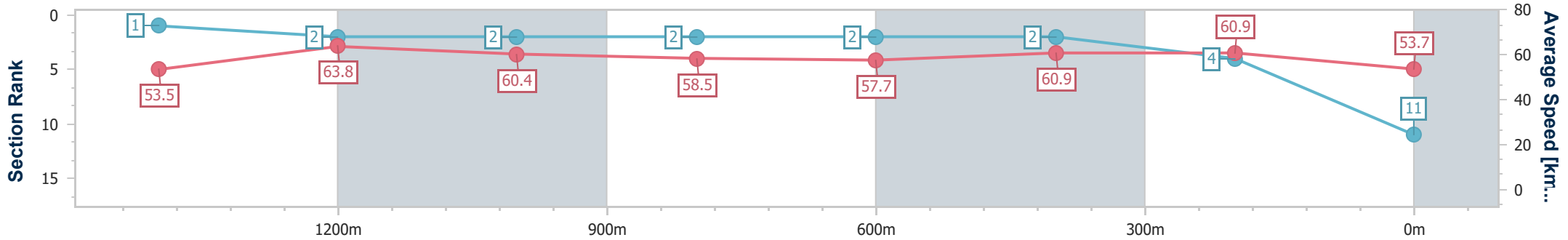
08 April 2023 - 14:09

Track Rating: Soft 7, Weather: Fine, Rail Position: +5.5m Entire Course



BRISBANE RACING CLUB

Section	Overall	1400m	1200m	1000m	800m	600m	400m	200m
Section Times	1:41.32 [11] (0:16.10)	1:25.22 [1] (0:11.28)	1:13.94 [2] (0:11.93)	1:02.01 [2] (0:12.40)	0:49.61 [2] (0:12.61)	0:37.00 [2] (0:11.80)	0:25.20 [2] (0:11.77)	0:13.43 [4] (0:13.43)
Average Speed [km/h]	53.5	63.8	60.4	58.5	57.7	60.9	60.9	53.7
Top Speed [km/h]	65.8	65.8	62.2	59.2	59.3	62.0	63.0	58.4
Avg. Dist. to Rail [m]	1.2	1.0	2.6	2.7	2.0	0.9	0.8	1.4
Avg. Stride Freq. [Hz]	2.3	2.4	2.3	2.2	2.2	2.3	2.3	2.2
Avg. Stride Length [m]	6.4	7.4	7.4	7.3	7.3	7.4	7.3	6.8



- [] Ranking at each section and finish
- .-.- No data available at this section
- NA No data available