



Doomben QLD Professional

Race 8: MEKKAFEST 19 AUGUST OPEN QUALITY Handicap - 1350m

08 April 2023 - 16:07



BRISBANE
RACING CLUB

Track Rating: Soft 6, Weather: Fine, Rail Position: +5.5m Entire Course

Section												Last 600m	
Field Times		Overall	1200m	1000m	800m	600m	400m						
		1:19.98 (0:10.85)	1:09.13 (0:10.54)	0:58.59 (0:11.12)	0:47.47 (0:11.93)	0:35.54 (0:11.84)	0:23.70 (0:11.59)						0:35.54
Rank	TAB	Horse/Jockey	Barrier	Top Speed [km/h]	Fastest Section							Distance Travelled [m]	
1	12	IRISH SONGS Larry Cassidy	7	68.6 1200m	0:10.70 1200m	1:19.98 [1] (0:11.24)	1:08.74 [8] (0:10.70)	0:58.04 [7] (0:11.23)	0:46.81 [6] (0:11.92)	0:34.89 [6] (0:11.54)	0:23.35 [6] (0:11.33)	0:34.89	
2	3	TUMBLER RIDGE Boris Thornton	11	69.7 1200m	0:10.54 1200m	1:20.28 [2] (0:10.85)	1:09.43 [1] (0:10.54)	0:58.89 [1] (0:11.12)	0:47.77 [2] (0:11.93)	0:35.84 [2] (0:11.92)	0:23.92 [2] (0:11.51)	0:35.84	+6
3	11	AT WITZ END Ben Thompson	12	67.9 1000m	0:10.94 1200m	1:20.42 [3] (0:11.53)	1:08.89 [10] (0:10.94)	0:57.95 [11] (0:11.01)	0:46.94 [10] (0:11.95)	0:34.99 [11] (0:11.40)	0:23.59 [9] (0:11.36)	0:34.99	+8
4	13	LEGAL ESPRIT Adin Thompson	3	68.8 1200m	0:10.58 1200m	1:20.48 [4] (0:10.98)	1:09.50 [5] (0:10.58)	0:58.92 [4] (0:11.18)	0:47.74 [4] (0:11.99)	0:35.75 [4] (0:11.78)	0:23.97 [5] (0:11.49)	0:35.75	+2
5	6	WILD CHAP Angela Jones	5	69.7 1200m	0:10.56 1200m	1:20.59 [5] (0:10.86)	1:09.73 [2] (0:10.56)	0:59.17 [2] (0:11.10)	0:48.07 [1] (0:11.94)	0:36.13 [1] (0:11.82)	0:24.31 [1] (0:11.66)	0:36.13	+1
6	1	HILAL James Orman	9	69.9 1200m	0:10.50 1200m	1:20.61 [6] (0:11.00)	1:09.61 [4] (0:10.50)	0:59.11 [3] (0:11.26)	0:47.85 [3] (0:12.00)	0:35.85 [3] (0:11.79)	0:24.06 [3] (0:11.50)	0:35.85	+9
7	2	LONDON BANKER Kyle Wilson-Taylor	2	68.2 1200m	0:10.81 1200m	1:20.65 [7] (0:11.13)	1:09.52 [6] (0:10.81)	0:58.71 [6] (0:11.31)	0:47.40 [7] (0:12.02)	0:35.38 [9] (0:11.47)	0:23.91 [7] (0:11.54)	0:35.38	+7
8	5	WAPITI Taylor Marshall	14	68.6 1000m	0:10.96 1200m	1:20.66 [8] (0:11.43)	1:09.23 [9] (0:10.96)	0:58.27 [9] (0:11.01)	0:47.26 [9] (0:11.80)	0:35.46 [7] (0:11.66)	0:23.80 [8] (0:11.47)	0:35.46	+12
9	9	IRISH PLAYBOY Nikita Beriman	8	67.1 1200m	0:10.90 1200m	1:20.67 [9] (0:11.56)	1:09.11 [11] (0:10.90)	0:58.21 [10] (0:11.12)	0:47.09 [11] (0:11.74)	0:35.35 [8] (0:11.65)	0:23.70 [10] (0:11.47)	0:35.35	+2
10	10	ROMAN AUREUS Georgina Cartwright	1	68.2 1200m	0:10.72 1200m	1:20.80 [10] (0:10.95)	1:09.85 [3] (0:10.72)	0:59.13 [5] (0:11.21)	0:47.92 [5] (0:12.00)	0:35.92 [5] (0:11.66)	0:24.26 [4] (0:11.56)	0:35.92	+7

Scratched: Animate (#7), Hot Spring Gold (#14)



Doomben QLD Professional

Race 8: MEKKAFEST 19 AUGUST OPEN QUALITY Handicap - 1350m

08 April 2023 - 16:07



BRISBANE
RACING CLUB

Track Rating: Soft 6, Weather: Fine, Rail Position: +5.5m Entire Course

Section	Overall	1200m	1000m	800m	600m	400m	Last 600m
Field Times	1:19.98 (0:10.85)	1:09.13 (0:10.54)	0:58.59 (0:11.12)	0:47.47 (0:11.93)	0:35.54 (0:11.84)	0:23.70 (0:11.59)	0:35.54

Rank	TAB	Horse/Jockey	Barrier	Top Speed [km/h]	Fastest Section	Overall	1200m	1000m	800m	600m	400m	Last 600m	Distance Travelled [m]
11	4	LAST CHANCE Mark Du Plessis	13	67.4	0:11.08 1000m	1:20.88 [11] (0:11.57)	1:09.31 [11] (0:11.09)	0:58.22 [12] (0:11.08)	0:47.14 [12] (0:11.92)	0:35.22 [12] (0:11.51)	0:23.71 [12] (0:11.40)	0:35.22	+9
12	8	EDISON Damien Thornton	10	67.4	0:10.90 1200m	1:20.92 [12] (0:11.22)	1:09.70 [7] (0:10.90)	0:58.80 [8] (0:11.22)	0:47.58 [8] (0:11.99)	0:35.59 [10] (0:11.58)	0:24.01 [11] (0:11.38)	0:35.59	+6

Scratched: Animate (#7), Hot Spring Gold (#14)



Doomben QLD Professional

Race 8: MEKKAFEST 19 AUGUST OPEN QUALITY Handicap - 1350m

08 April 2023 - 16:07



BRISBANE
RACING CLUB

Track Rating: Soft 6, Weather: Fine, Rail Position: +5.5m Entire Course

Section				200m			Last 600m		
Field Times				0:12.11			0:35.54		
Rank	TAB	Horse/Jockey	Barrier	Top Speed [km/h]	Fastest Section	Margin		Distance Travelled [m]	
1	12	IRISH SONGS Larry Cassidy	7	68.6 1200m	0:10.70 1200m	0:12.02 [3] (0:12.02)	1:19.98	0:34.89	
2	3	TUMBLER RIDGE Boris Thornton	11	69.7 1200m	0:10.54 1200m	0:12.41 [1] (0:12.41)	1.75L	0:35.84	+6
3	11	AT WITZ END Ben Thompson	12	67.9 1000m	0:10.94 1200m	0:12.23 [7] (0:12.23)	2.59L	0:34.99	+8
4	13	LEGAL ESPRIT Adin Thompson	3	68.8 1200m	0:10.58 1200m	0:12.48 [5] (0:12.48)	2.96L	0:35.75	+2
5	6	WILD CHAP Angela Jones	5	69.7 1200m	0:10.56 1200m	0:12.65 [2] (0:12.65)	3.57L	0:36.13	+1
6	1	HILAL James Orman	9	69.9 1200m	0:10.50 1200m	0:12.56 [4] (0:12.56)	3.7L	0:35.85	+9
7	2	LONDON BANKER Kyle Wilson-Taylor	2	68.2 1200m	0:10.81 1200m	0:12.37 [8] (0:12.37)	3.93L	0:35.38	+7
8	5	WAPITI Taylor Marshall	14	68.6 1000m	0:10.96 1200m	0:12.33 [9] (0:12.33)	4L	0:35.46	+12
9	9	IRISH PLAYBOY Nikita Beriman	8	67.1 1200m	0:10.90 1200m	0:12.23 [11] (0:12.23)	4.03L	0:35.35	+2
10	10	ROMAN AUREUS Georgina Cartwright	1	68.2 1200m	0:10.72 1200m	0:12.70 [6] (0:12.70)	4.8L	0:35.92	+7

Scratched: Animate (#7), Hot Spring Gold (#14)

Report Created: Sat 8 April 2023 16:48 GMT+10

(Note: Timing is based on position data)

Page 3/16

[] Ranking at each section and finish
 -:-:- No data available at this section
 NA No data available

SCN Saddle cloth number
 DNF Did not finish
 DNT Did not track

data processed by  **TRIPLES DATA**



Doomben QLD Professional

Race 8: MEKKAFEST 19 AUGUST OPEN QUALITY Handicap - 1350m

08 April 2023 - 16:07



BRISBANE
RACING CLUB

Track Rating: Soft 6, Weather: Fine, Rail Position: +5.5m Entire Course

Section				200m				Last 600m	
Field Times				0:12.11 (0:12.11)				0:35.54	
Rank	TAB Horse/Jockey	Barrier	Top Speed [km/h]	Fastest Section	Margin			Distance Travelled [m]	
11	4 LAST CHANCE Mark Du Plessis	13	67.4 1000m	0:11.08 1000m	0:12.31 [12] (0:12.31)	5.27L		0:35.22	+9
12	8 EDISON Damien Thornton	10	67.4 1200m	0:10.90 1200m	0:12.63 [10] (0:12.63)	5.54L		0:35.59	+6

Scratched: Animate (#7), Hot Spring Gold (#14)



Horse/Jockey Name	Irish Songs
Final Rank	1
Fastest Section Time (Section)	0:10.70 (1200m)
Top Speed [km/h] (Section)	68.6 (1200m)
Race State	Finished

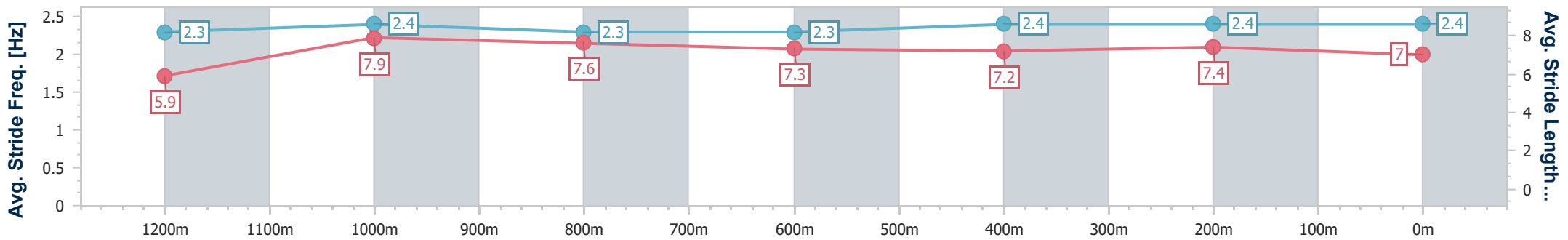
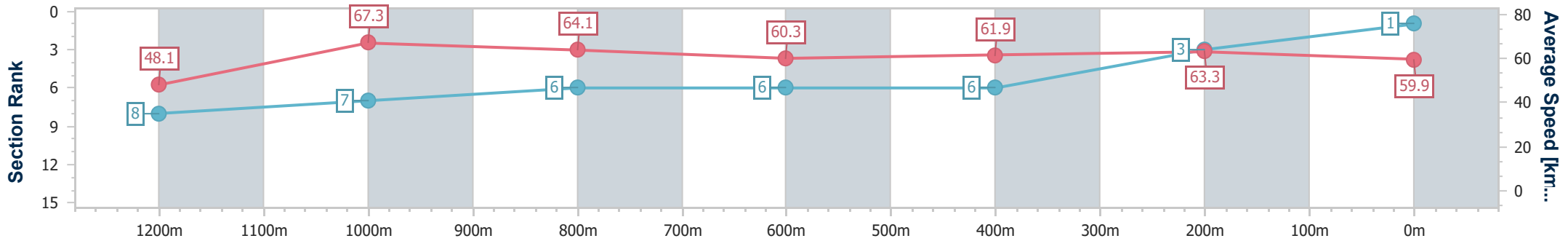


Doomben QLD Professional
Race 8: MEKKAFEST 19 AUGUST OPEN QUALITY Handicap - 1350m
 08 April 2023 - 16:07
 Track Rating: Soft 6, Weather: Fine, Rail Position: +5.5m Entire Course



BRISBANE
RACING CLUB

Section	Overall	1200m	1000m	800m	600m	400m	200m
Section Times	1:19.98 [1] (0:11.24)	1:08.74 [8] (0:10.70)	0:58.04 [7] (0:11.23)	0:46.81 [6] (0:11.92)	0:34.89 [6] (0:11.54)	0:23.35 [6] (0:11.33)	0:12.02 [3] (0:12.02)
Average Speed [km/h]	48.1	67.3	64.1	60.3	61.9	63.3	59.9
Top Speed [km/h]	65.7	68.6	65.7	63.0	63.6	63.9	63.1
Avg. Dist. to Rail [m]	3.2	0.3	0.5	0.4	1.3	1.1	0.4
Avg. Stride Freq. [Hz]	2.3	2.4	2.3	2.3	2.4	2.4	2.4
Avg. Stride Length [m]	5.9	7.9	7.6	7.3	7.2	7.4	7.0



- [] Ranking at each section and finish
- .-.- No data available at this section
- NA No data available



Horse/Jockey Name	Tumbler Ridge
Final Rank	2
Fastest Section Time (Section)	0:10.54 (1200m)
Top Speed [km/h] (Section)	69.7 (1200m)
Race State	Finished

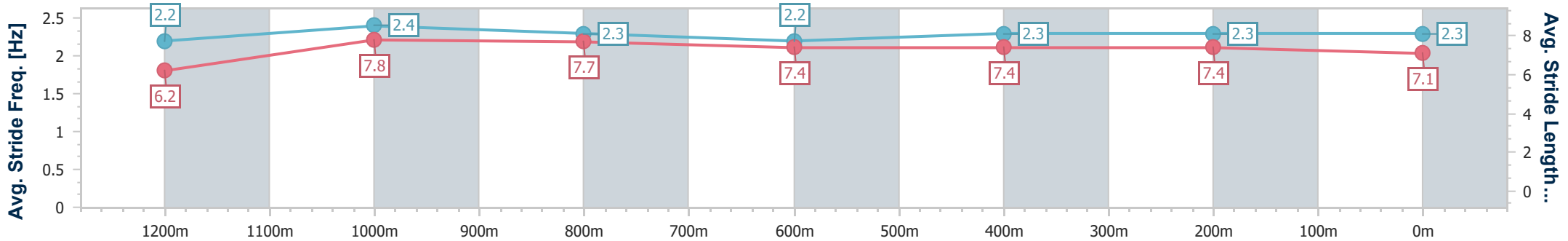
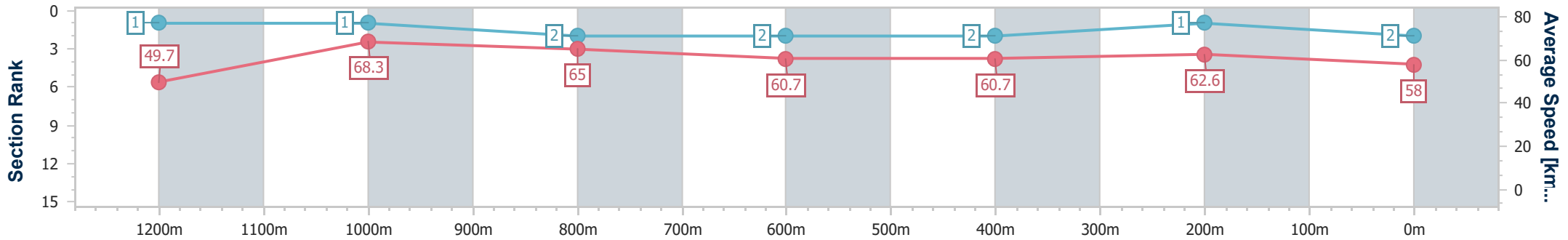


Doomben QLD Professional
Race 8: MEKKAFEST 19 AUGUST OPEN QUALITY Handicap - 1350m
 08 April 2023 - 16:07
 Track Rating: Soft 6, Weather: Fine, Rail Position: +5.5m Entire Course



BRISBANE
RACING CLUB

Section	Overall	1200m	1000m	800m	600m	400m	200m
Section Times	1:20.28 [2] (0:10.85)	1:09.43 [1] (0:10.54)	0:58.89 [1] (0:11.12)	0:47.77 [2] (0:11.93)	0:35.84 [2] (0:11.92)	0:23.92 [2] (0:11.51)	0:12.41 [1] (0:12.41)
Average Speed [km/h]	49.7	68.3	65.0	60.7	60.7	62.6	58.0
Top Speed [km/h]	66.2	69.7	68.5	62.7	62.7	64.0	61.0
Avg. Dist. to Rail [m]	7.9	4.0	2.0	1.5	1.0	0.6	0.3
Avg. Stride Freq. [Hz]	2.2	2.4	2.3	2.2	2.3	2.3	2.3
Avg. Stride Length [m]	6.2	7.8	7.7	7.4	7.4	7.4	7.1



- [] Ranking at each section and finish
- .-.- No data available at this section
- NA No data available



Horse/Jockey Name	At Witz End
Final Rank	3
Fastest Section Time (Section)	0:10.94 (1200m)
Top Speed [km/h] (Section)	67.9 (1000m)
Race State	Finished

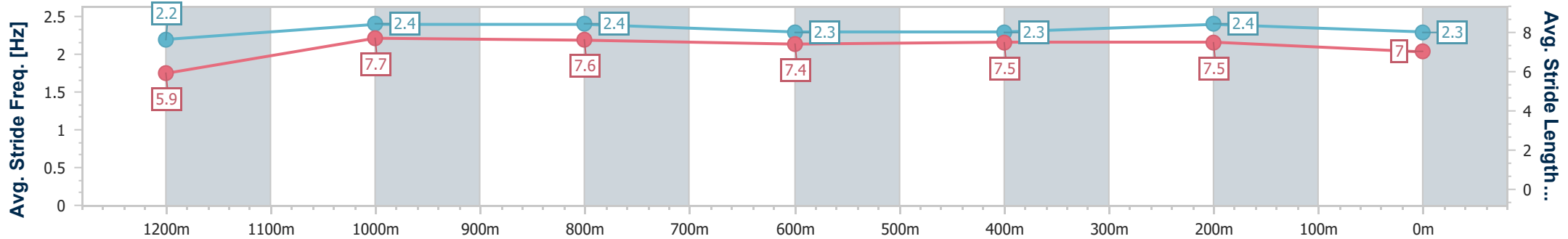
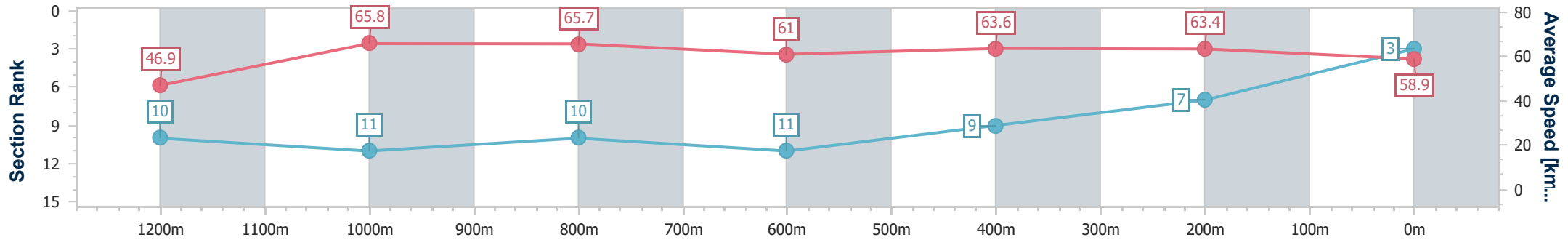


Doomben QLD Professional
Race 8: MEKKAFEST 19 AUGUST OPEN QUALITY Handicap - 1350m
 08 April 2023 - 16:07
 Track Rating: Soft 6, Weather: Fine, Rail Position: +5.5m Entire Course



BRISBANE
RACING CLUB

Section	Overall	1200m	1000m	800m	600m	400m	200m
Section Times	1:20.42 [3] (0:11.53)	1:08.89 [10] (0:10.94)	0:57.95 [11] (0:11.01)	0:46.94 [10] (0:11.95)	0:34.99 [11] (0:11.40)	0:23.59 [9] (0:11.36)	0:12.23 [7] (0:12.23)
Average Speed [km/h]	46.9	65.8	65.7	61.0	63.6	63.4	58.9
Top Speed [km/h]	64.7	67.5	67.9	62.0	64.1	64.9	60.9
Avg. Dist. to Rail [m]	7.9	1.1	1.7	2.3	1.3	1.2	1.4
Avg. Stride Freq. [Hz]	2.2	2.4	2.4	2.3	2.3	2.4	2.3
Avg. Stride Length [m]	5.9	7.7	7.6	7.4	7.5	7.5	7.0



- [] Ranking at each section and finish
- .-.- No data available at this section
- NA No data available



Horse/Jockey Name	Legal Esprit
Final Rank	4
Fastest Section Time (Section)	0:10.58 (1200m)
Top Speed [km/h] (Section)	68.8 (1200m)
Race State	Finished

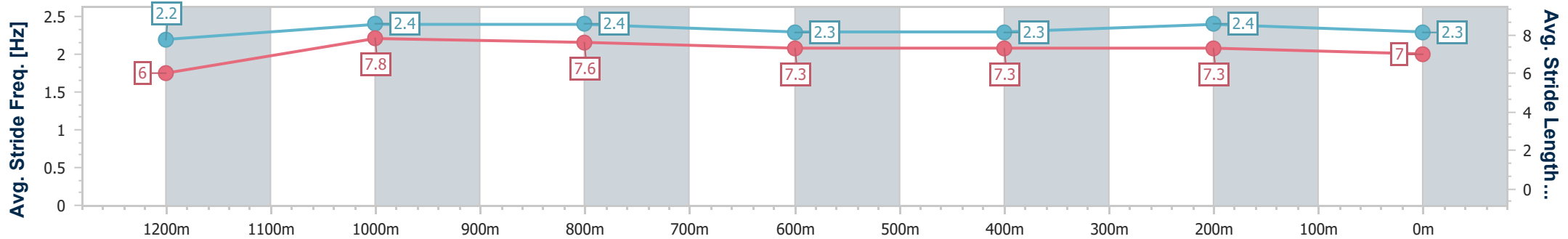
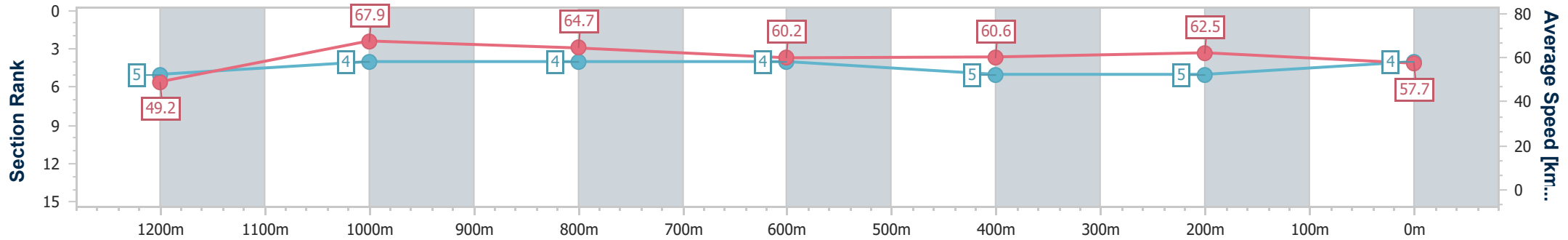


Doomben QLD Professional
Race 8: MEKKAFEST 19 AUGUST OPEN QUALITY Handicap - 1350m
 08 April 2023 - 16:07
 Track Rating: Soft 6, Weather: Fine, Rail Position: +5.5m Entire Course



BRISBANE
RACING CLUB

Section	Overall	1200m	1000m	800m	600m	400m	200m
Section Times	1:20.48 [4] (0:10.98)	1:09.50 [5] (0:10.58)	0:58.92 [4] (0:11.18)	0:47.74 [4] (0:11.99)	0:35.75 [4] (0:11.78)	0:23.97 [5] (0:11.49)	0:12.48 [5] (0:12.48)
Average Speed [km/h]	49.2	67.9	64.7	60.2	60.6	62.5	57.7
Top Speed [km/h]	68.3	68.8	66.8	63.4	61.4	63.4	61.0
Avg. Dist. to Rail [m]	4.0	2.3	1.5	0.6	1.4	1.1	1.6
Avg. Stride Freq. [Hz]	2.2	2.4	2.4	2.3	2.3	2.4	2.3
Avg. Stride Length [m]	6.0	7.8	7.6	7.3	7.3	7.3	7.0



- [] Ranking at each section and finish
- .-.- No data available at this section
- NA No data available



Horse/Jockey Name	Wild Chap
Final Rank	5
Fastest Section Time (Section)	0:10.56 (1200m)
Top Speed [km/h] (Section)	69.7 (1200m)
Race State	Finished

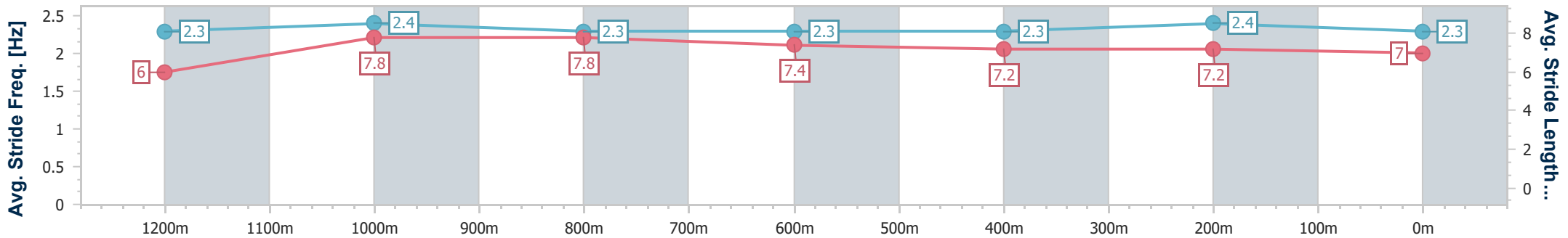
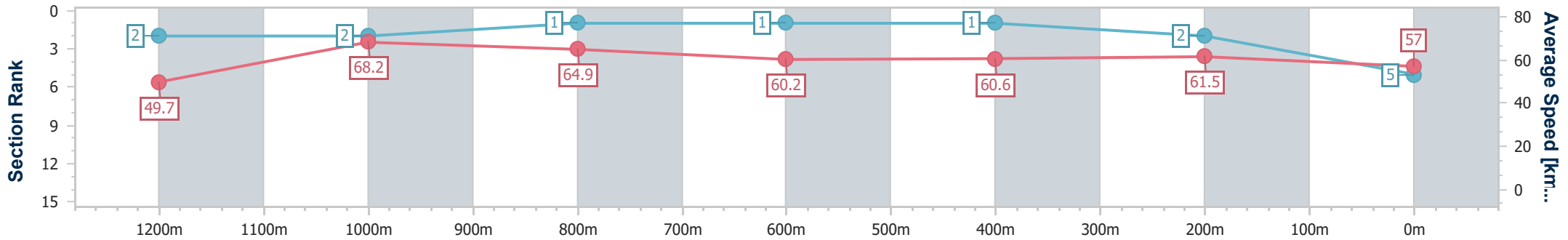


Doomben QLD Professional
Race 8: MEKKAFEST 19 AUGUST OPEN QUALITY Handicap - 1350m
 08 April 2023 - 16:07
 Track Rating: Soft 6, Weather: Fine, Rail Position: +5.5m Entire Course



BRISBANE
RACING CLUB

Section	Overall	1200m	1000m	800m	600m	400m	200m
Section Times	1:20.59 [5] (0:10.86)	1:09.73 [2] (0:10.56)	0:59.17 [2] (0:11.10)	0:48.07 [1] (0:11.94)	0:36.13 [1] (0:11.82)	0:24.31 [1] (0:11.66)	0:12.65 [2] (0:12.65)
Average Speed [km/h]	49.7	68.2	64.9	60.2	60.6	61.5	57.0
Top Speed [km/h]	66.9	69.7	68.0	61.9	61.5	62.8	60.0
Avg. Dist. to Rail [m]	4.1	2.4	0.8	0.5	0.9	0.9	1.3
Avg. Stride Freq. [Hz]	2.3	2.4	2.3	2.3	2.3	2.4	2.3
Avg. Stride Length [m]	6.0	7.8	7.8	7.4	7.2	7.2	7.0



- [] Ranking at each section and finish
- .-.- No data available at this section
- NA No data available



Horse/Jockey Name	Hilal
Final Rank	6
Fastest Section Time (Section)	0:10.50 (1200m)
Top Speed [km/h] (Section)	69.9 (1200m)
Race State	Finished

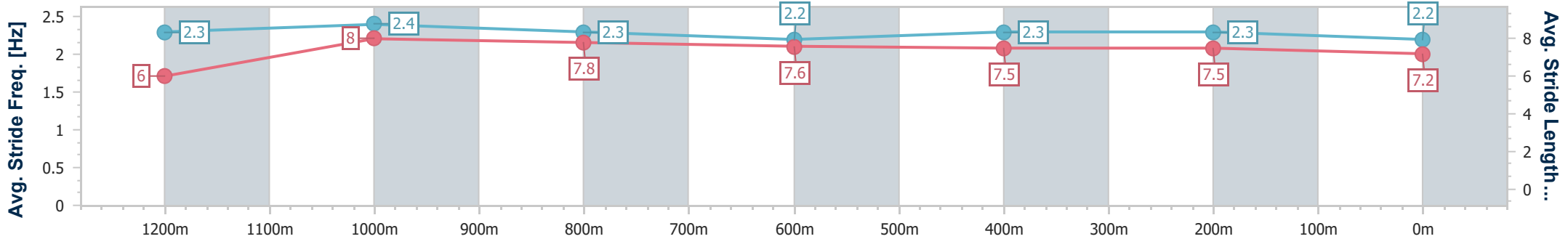
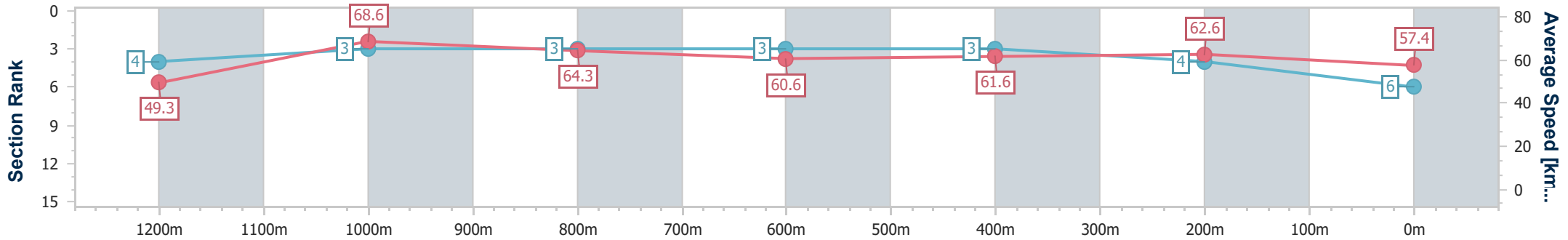


Doomben QLD Professional
Race 8: MEKKAFEST 19 AUGUST OPEN QUALITY Handicap - 1350m
 08 April 2023 - 16:07
 Track Rating: Soft 6, Weather: Fine, Rail Position: +5.5m Entire Course



BRISBANE
RACING CLUB

Section	Overall	1200m	1000m	800m	600m	400m	200m
Section Times	1:20.61 [6] (0:11.00)	1:09.61 [4] (0:10.50)	0:59.11 [3] (0:11.26)	0:47.85 [3] (0:12.00)	0:35.85 [3] (0:11.79)	0:24.06 [3] (0:11.50)	0:12.56 [4] (0:12.56)
Average Speed [km/h]	49.3	68.6	64.3	60.6	61.6	62.6	57.4
Top Speed [km/h]	67.1	69.9	68.1	62.6	63.0	63.5	60.5
Avg. Dist. to Rail [m]	6.4	3.8	2.4	2.0	1.5	1.7	3.8
Avg. Stride Freq. [Hz]	2.3	2.4	2.3	2.2	2.3	2.3	2.2
Avg. Stride Length [m]	6.0	8.0	7.8	7.6	7.5	7.5	7.2



- [] Ranking at each section and finish
- .-.- No data available at this section
- NA No data available



Horse/Jockey Name	London Banker
Final Rank	7
Fastest Section Time (Section)	0:10.81 (1200m)
Top Speed [km/h] (Section)	68.2 (1200m)
Race State	Finished

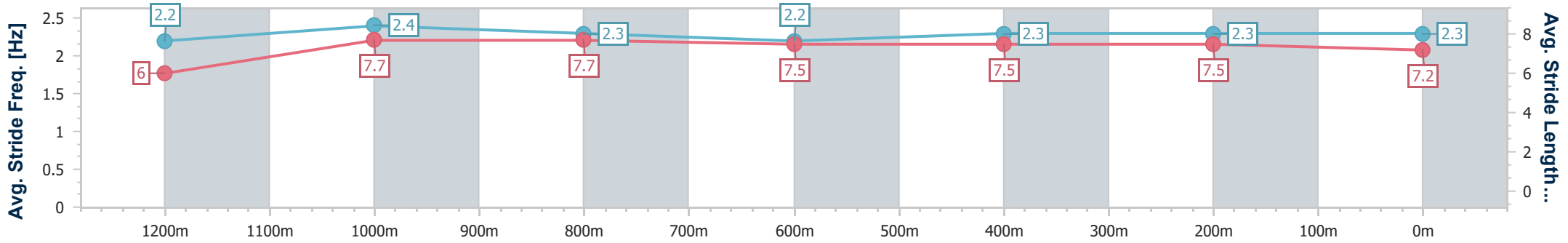
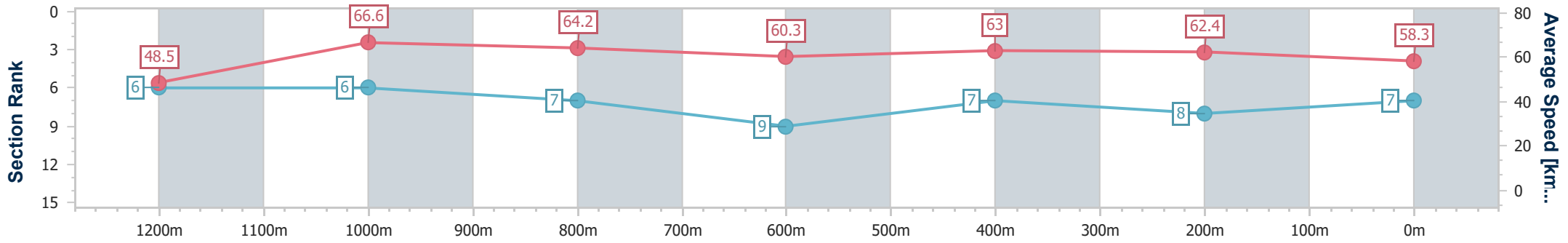


Doomben QLD Professional
 Race 8: MEKKAFEST 19 AUGUST OPEN QUALITY Handicap - 1350m
 08 April 2023 - 16:07
 Track Rating: Soft 6, Weather: Fine, Rail Position: +5.5m Entire Course



BRISBANE RACING CLUB

Section	Overall	1200m	1000m	800m	600m	400m	200m
Section Times	1:20.65 [7] (0:11.13)	1:09.52 [6] (0:10.81)	0:58.71 [6] (0:11.31)	0:47.40 [7] (0:12.02)	0:35.38 [9] (0:11.47)	0:23.91 [7] (0:11.54)	0:12.37 [8] (0:12.37)
Average Speed [km/h]	48.5	66.6	64.2	60.3	63.0	62.4	58.3
Top Speed [km/h]	63.9	68.2	67.5	62.1	64.2	63.5	60.9
Avg. Dist. to Rail [m]	2.3	2.6	3.4	1.2	0.8	2.4	5.8
Avg. Stride Freq. [Hz]	2.2	2.4	2.3	2.2	2.3	2.3	2.3
Avg. Stride Length [m]	6.0	7.7	7.7	7.5	7.5	7.5	7.2



- [] Ranking at each section and finish
- .-.- No data available at this section
- NA No data available



Horse/Jockey Name	Wapiti
Final Rank	8
Fastest Section Time (Section)	0:10.96 (1200m)
Top Speed [km/h] (Section)	68.6 (1000m)
Race State	Finished

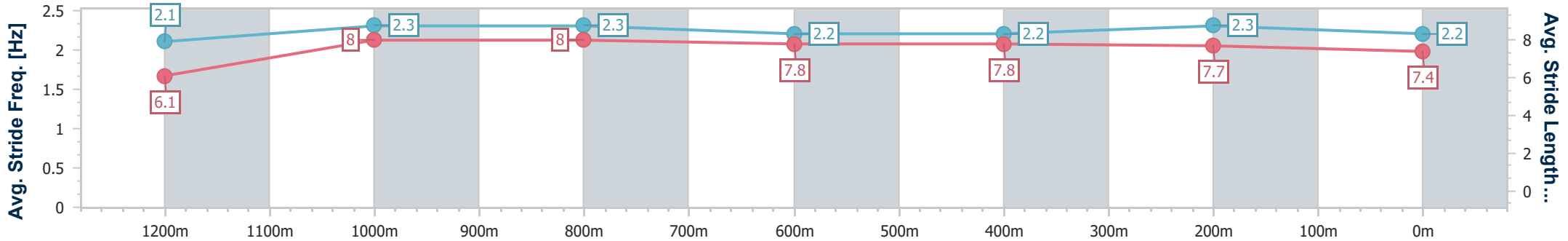
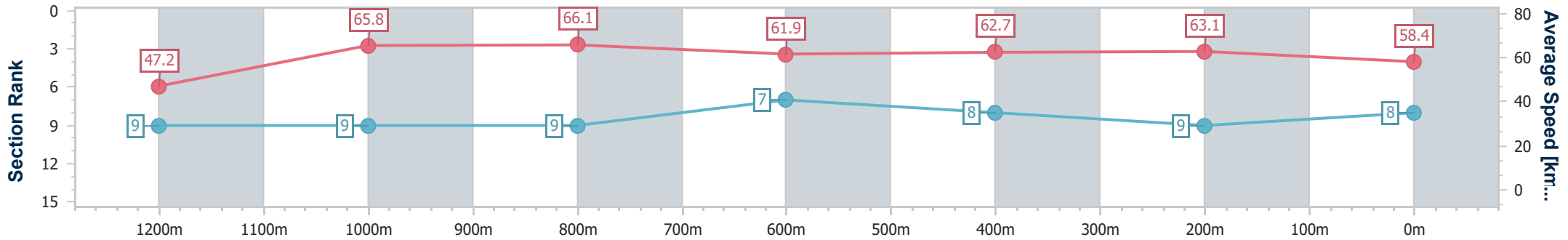


Doomben QLD Professional
 Race 8: MEKKAFEST 19 AUGUST OPEN QUALITY Handicap - 1350m
 08 April 2023 - 16:07
 Track Rating: Soft 6, Weather: Fine, Rail Position: +5.5m Entire Course



BRISBANE RACING CLUB

Section	Overall	1200m	1000m	800m	600m	400m	200m
Section Times	1:20.66 [8] (0:11.43)	1:09.23 [9] (0:10.96)	0:58.27 [9] (0:11.01)	0:47.26 [9] (0:11.80)	0:35.46 [7] (0:11.66)	0:23.80 [8] (0:11.47)	0:12.33 [9] (0:12.33)
Average Speed [km/h]	47.2	65.8	66.1	61.9	62.7	63.1	58.4
Top Speed [km/h]	65.9	67.7	68.6	64.1	64.0	64.1	61.3
Avg. Dist. to Rail [m]	11.1	4.6	3.8	2.8	2.8	4.2	6.8
Avg. Stride Freq. [Hz]	2.1	2.3	2.3	2.2	2.2	2.3	2.2
Avg. Stride Length [m]	6.1	8.0	8.0	7.8	7.8	7.7	7.4



- [] Ranking at each section and finish
- .-.- No data available at this section
- NA No data available



Horse/Jockey Name	Irish Playboy
Final Rank	9
Fastest Section Time (Section)	0:10.90 (1200m)
Top Speed [km/h] (Section)	67.1 (1200m)
Race State	Finished

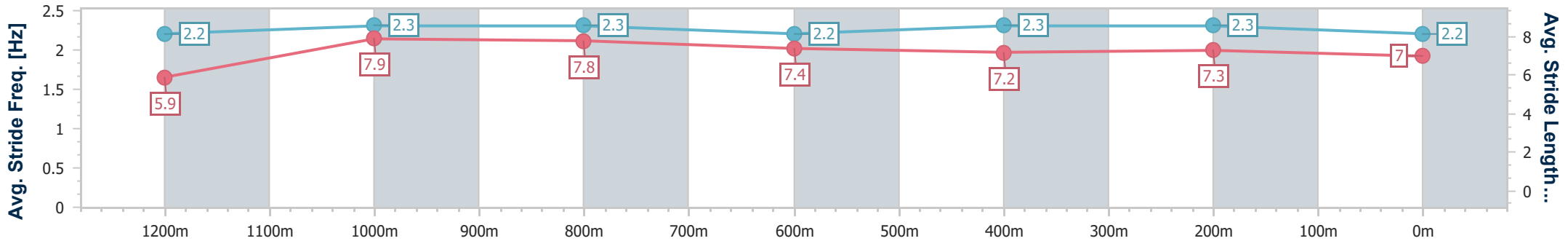
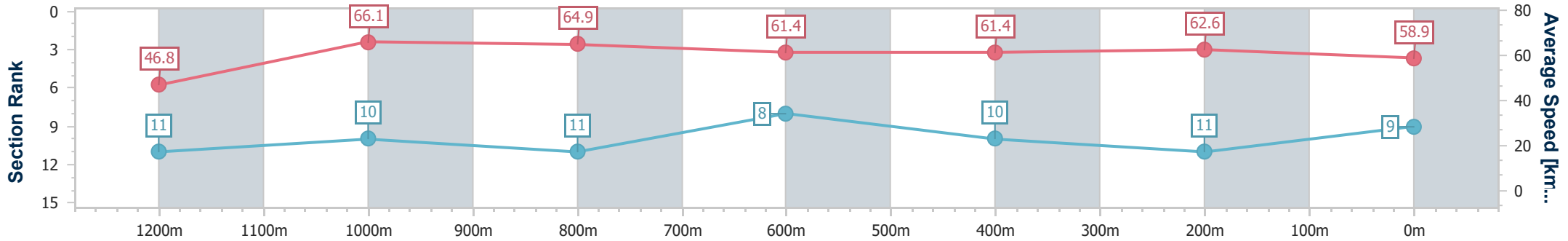


Doomben QLD Professional
Race 8: MEKKAFEST 19 AUGUST OPEN QUALITY Handicap - 1350m
 08 April 2023 - 16:07
 Track Rating: Soft 6, Weather: Fine, Rail Position: +5.5m Entire Course



BRISBANE
RACING CLUB

Section	Overall	1200m	1000m	800m	600m	400m	200m
Section Times	1:20.67 [9] (0:11.56)	1:09.11 [11] (0:10.90)	0:58.21 [10] (0:11.12)	0:47.09 [11] (0:11.74)	0:35.35 [8] (0:11.65)	0:23.70 [10] (0:11.47)	0:12.23 [11] (0:12.23)
Average Speed [km/h]	46.8	66.1	64.9	61.4	61.4	62.6	58.9
Top Speed [km/h]	63.9	67.1	66.4	63.5	62.4	63.1	61.5
Avg. Dist. to Rail [m]	5.1	1.1	1.0	0.2	1.0	0.8	0.9
Avg. Stride Freq. [Hz]	2.2	2.3	2.3	2.2	2.3	2.3	2.2
Avg. Stride Length [m]	5.9	7.9	7.8	7.4	7.2	7.3	7.0



- [] Ranking at each section and finish
- .-.- No data available at this section
- NA No data available



Horse/Jockey Name	Roman Aureus
Final Rank	10
Fastest Section Time (Section)	0:10.72 (1200m)
Top Speed [km/h] (Section)	68.2 (1200m)
Race State	Finished

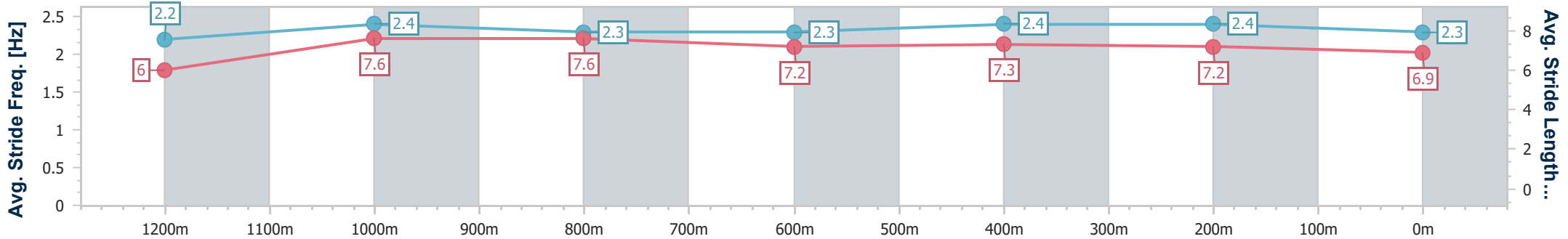
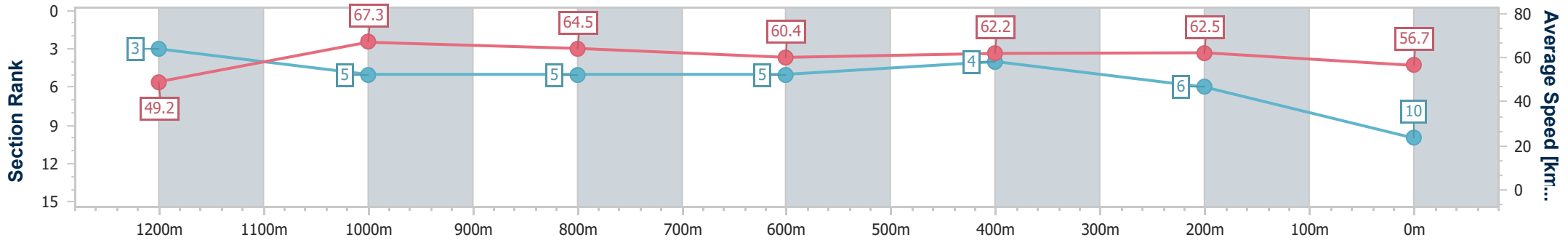


Doomben QLD Professional
Race 8: MEKKAFEST 19 AUGUST OPEN QUALITY Handicap - 1350m
 08 April 2023 - 16:07
 Track Rating: Soft 6, Weather: Fine, Rail Position: +5.5m Entire Course



BRISBANE
RACING CLUB

Section	Overall	1200m	1000m	800m	600m	400m	200m
Section Times	1:20.80 [10] (0:10.95)	1:09.85 [3] (0:10.72)	0:59.13 [5] (0:11.21)	0:47.92 [5] (0:12.00)	0:35.92 [5] (0:11.66)	0:24.26 [4] (0:11.56)	0:12.70 [6] (0:12.70)
Average Speed [km/h]	49.2	67.3	64.5	60.4	62.2	62.5	56.7
Top Speed [km/h]	65.8	68.2	66.5	62.4	63.4	63.9	60.9
Avg. Dist. to Rail [m]	1.0	0.6	1.4	1.4	1.2	2.7	4.8
Avg. Stride Freq. [Hz]	2.2	2.4	2.3	2.3	2.4	2.4	2.3
Avg. Stride Length [m]	6.0	7.6	7.6	7.2	7.3	7.2	6.9



- [] Ranking at each section and finish
- .-.- No data available at this section
- NA No data available



Horse/Jockey Name	Last Chance
Final Rank	11
Fastest Section Time (Section)	0:11.08 (1000m)
Top Speed [km/h] (Section)	67.4 (1000m)
Race State	Finished

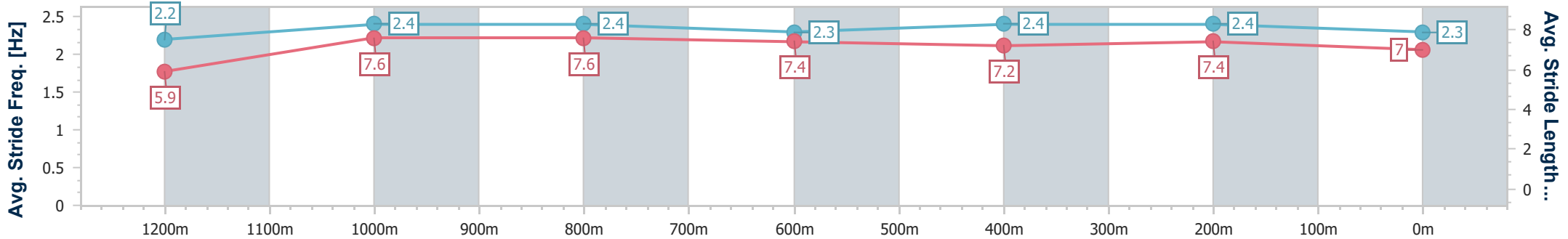
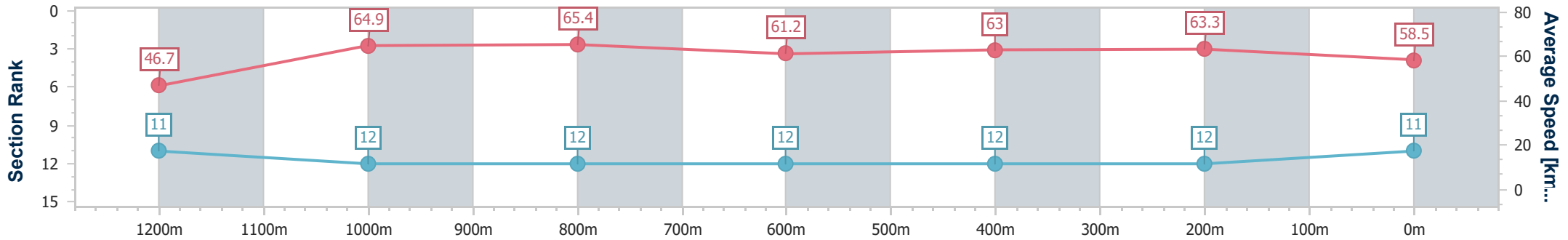


Doomben QLD Professional
Race 8: MEKKAFEST 19 AUGUST OPEN QUALITY Handicap - 1350m
 08 April 2023 - 16:07
 Track Rating: Soft 6, Weather: Fine, Rail Position: +5.5m Entire Course



BRISBANE
RACING CLUB

Section	Overall	1200m	1000m	800m	600m	400m	200m
Section Times	1:20.88 [11] (0:11.57)	1:09.31 [11] (0:11.09)	0:58.22 [12] (0:11.08)	0:47.14 [12] (0:11.92)	0:35.22 [12] (0:11.51)	0:23.71 [12] (0:11.40)	0:12.31 [12] (0:12.31)
Average Speed [km/h]	46.7	64.9	65.4	61.2	63.0	63.3	58.5
Top Speed [km/h]	64.3	66.8	67.4	63.2	63.7	64.0	61.8
Avg. Dist. to Rail [m]	9.6	3.0	2.3	2.6	1.1	3.5	4.1
Avg. Stride Freq. [Hz]	2.2	2.4	2.4	2.3	2.4	2.4	2.3
Avg. Stride Length [m]	5.9	7.6	7.6	7.4	7.2	7.4	7.0



- [] Ranking at each section and finish
- .-.- No data available at this section
- NA No data available



Horse/Jockey Name	Edison
Final Rank	12
Fastest Section Time (Section)	0:10.90 (1200m)
Top Speed [km/h] (Section)	67.4 (1200m)
Race State	Finished

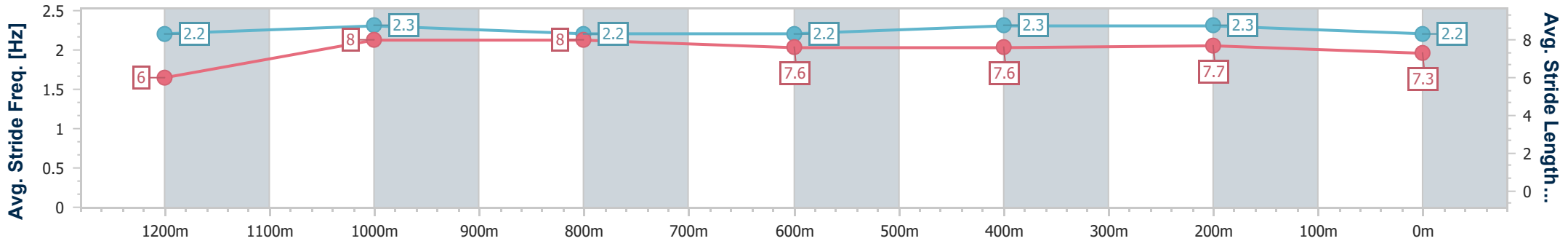
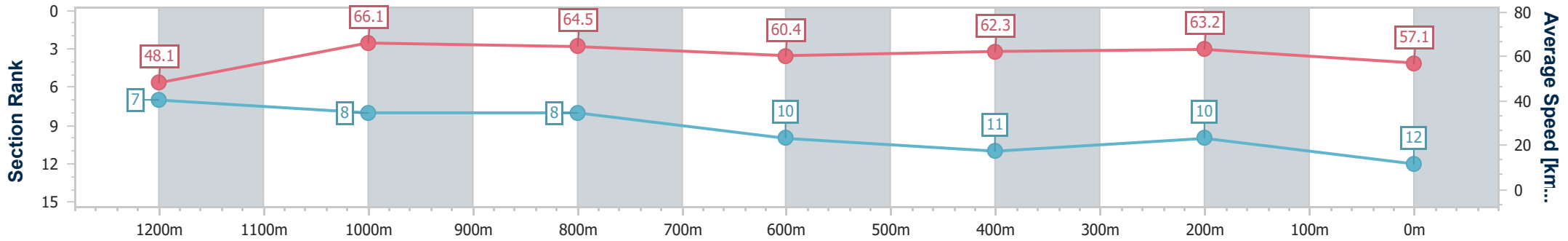


Doomben QLD Professional
Race 8: MEKKAFEST 19 AUGUST OPEN QUALITY Handicap - 1350m
 08 April 2023 - 16:07
 Track Rating: Soft 6, Weather: Fine, Rail Position: +5.5m Entire Course



BRISBANE
RACING CLUB

Section	Overall	1200m	1000m	800m	600m	400m	200m
Section Times	1:20.92 [12] (0:11.22)	1:09.70 [7] (0:10.90)	0:58.80 [8] (0:11.22)	0:47.58 [8] (0:11.99)	0:35.59 [10] (0:11.58)	0:24.01 [11] (0:11.38)	0:12.63 [10] (0:12.63)
Average Speed [km/h]	48.1	66.1	64.5	60.4	62.3	63.2	57.1
Top Speed [km/h]	65.3	67.4	67.1	61.7	63.8	63.9	61.7
Avg. Dist. to Rail [m]	7.1	2.5	2.0	1.2	0.6	0.4	0.4
Avg. Stride Freq. [Hz]	2.2	2.3	2.2	2.2	2.3	2.3	2.2
Avg. Stride Length [m]	6.0	8.0	8.0	7.6	7.6	7.7	7.3



- [] Ranking at each section and finish
- .-.- No data available at this section
- NA No data available