



Sunshine Coast QLD Professional

Race 1: BARRIER REEF POOLS Maiden Handicap - 1000m

09 April 2023 - 13:03



Track Rating: Soft 5, Weather: Fine, Rail Position: +4m

Section											Last 600m	
Field Times		Overall	800m	600m	400m	200m						
		0:58.92 (0:13.19)	0:45.73 (0:10.89)	0:34.84 (0:11.52)	0:23.32 (0:11.27)	0:12.05 (0:12.05)						0:34.84
Rank	TAB	Horse/Jockey	Barrier	Top Speed [km/h]	Fastest Section	Overall	800m	600m	400m	200m	Margin	Distance Travelled [m]
1	6	RUBUNKAR Ben Thompson	6	69.5 800m	0:10.89 800m	0:58.92 [1] (0:13.19)	0:45.73 [1] (0:10.89)	0:34.84 [1] (0:11.52)	0:23.32 [1] (0:11.27)	0:12.05 [1] (0:12.05)	0:58.92	0:34.84
2	4	COBURG Montanna Savva	7	70.4 Overall	0:10.97 800m	0:58.95 [2] (0:13.23)	0:45.72 [2] (0:10.97)	0:34.75 [2] (0:11.57)	0:23.18 [2] (0:11.25)	0:11.93 [2] (0:11.93)	0.2L	0:34.75 +4
3	2	HELL APPROACHING Taylor Marshall	1	68.3 800m	0:10.76 800m	0:59.36 [3] (0:14.17)	0:45.19 [9] (0:10.76)	0:34.43 [8] (0:11.24)	0:23.19 [7] (0:11.32)	0:11.87 [7] (0:11.87)	2.5L	0:34.43 +0
4	3	KING TAURUS Samantha Collett	8	66.5 800m	0:11.00 800m	0:59.39 [4] (0:13.97)	0:45.42 [8] (0:11.00)	0:34.42 [9] (0:11.29)	0:23.13 [8] (0:11.24)	0:11.89 [8] (0:11.89)	2.7L	0:34.42 +3
5	5	BRENT STREET Kyle Wilson-Taylor	3	68.1 800m	0:10.96 800m	0:59.41 [5] (0:13.48)	0:45.93 [5] (0:10.96)	0:34.97 [4] (0:11.61)	0:23.36 [6] (0:11.25)	0:12.11 [4] (0:12.11)	2.8L	0:34.97 +1
6	10	DRAGON CLAWS Nicole Vuille	4	67.2 Overall	0:11.00 800m	0:59.73 [6] (0:13.77)	0:45.96 [6] (0:11.00)	0:34.96 [6] (0:11.25)	0:23.71 [5] (0:11.17)	0:12.54 [3] (0:12.54)	4.6L	0:34.96 +3
7	11	FLAMIN' READY Mark Du Plessis	2	67.3 Overall	0:11.04 800m	0:59.82 [7] (0:13.43)	0:46.39 [4] (0:11.04)	0:35.35 [5] (0:11.48)	0:23.87 [4] (0:11.50)	0:12.37 [6] (0:12.37)	5L	0:35.35 -1
8	8	VELVET REVOLUTION Damien Thornton	9	68.6 800m	0:10.98 800m	1:00.02 [8] (0:13.37)	0:46.65 [3] (0:10.98)	0:35.67 [3] (0:11.59)	0:24.08 [3] (0:11.47)	0:12.61 [5] (0:12.61)	6L	0:35.67 +5
9	7	DAULAT DIOMIAROSIA Sean Cormack	11	67.4 800m	0:10.95 800m	1:00.11 [9] (0:13.95)	0:46.16 [7] (0:10.95)	0:35.21 [7] (0:11.43)	0:23.78 [9] (0:11.43)	0:12.35 [9] (0:12.35)	6.4L	0:35.21 +6

Scratched: Daulat Merah Besar (#1), Day Time Martinis (#9)

[] Ranking at each section and finish
 -:-:- No data available at this section
 NA No data available

SCN Saddle cloth number
 DNF Did not finish
 DNT Did not track



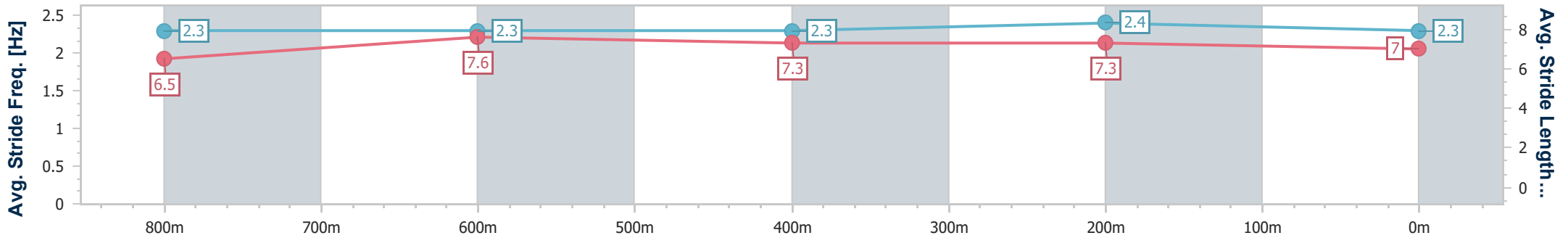
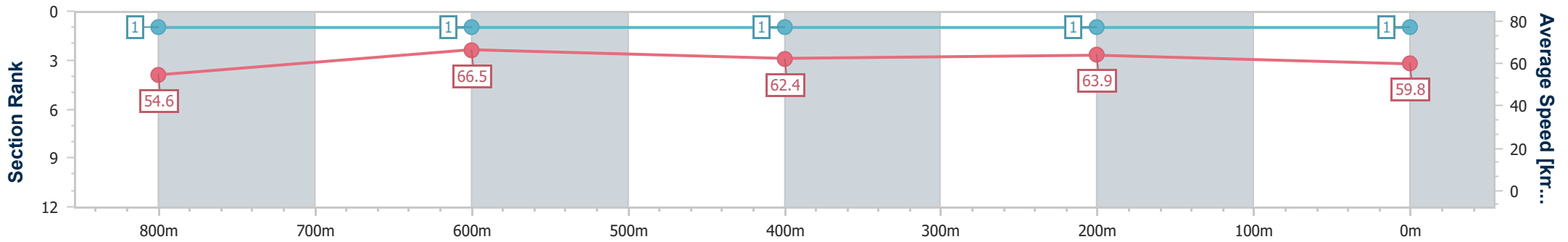
Horse/Jockey Name	Rubunkar
Final Rank	1
Fastest Section Time (Section)	0:10.89 (800m)
Top Speed [km/h] (Section)	69.5 (800m)
Race State	Finished



Sunshine Coast QLD Professional
 Race 1: BARRIER REEF POOLS Maiden Handicap - 1000m
 09 April 2023 - 13:03
 Track Rating: Soft 5, Weather: Fine, Rail Position: +4m



Section	Overall	800m	600m	400m	200m
Section Times	0:58.92 [1] (0:13.19)	0:45.73 [1] (0:10.89)	0:34.84 [1] (0:11.52)	0:23.32 [1] (0:11.27)	0:12.05 [1] (0:12.05)
Average Speed [km/h]	54.6	66.5	62.4	63.9	59.8
Top Speed [km/h]	69.4	69.5	63.8	64.5	63.0
Avg. Dist. to Rail [m]	5.9	1.6	0.3	2.0	4.0
Avg. Stride Freq. [Hz]	2.3	2.3	2.3	2.4	2.3
Avg. Stride Length [m]	6.5	7.6	7.3	7.3	7.0



- [] Ranking at each section and finish
- .-.- No data available at this section
- NA No data available



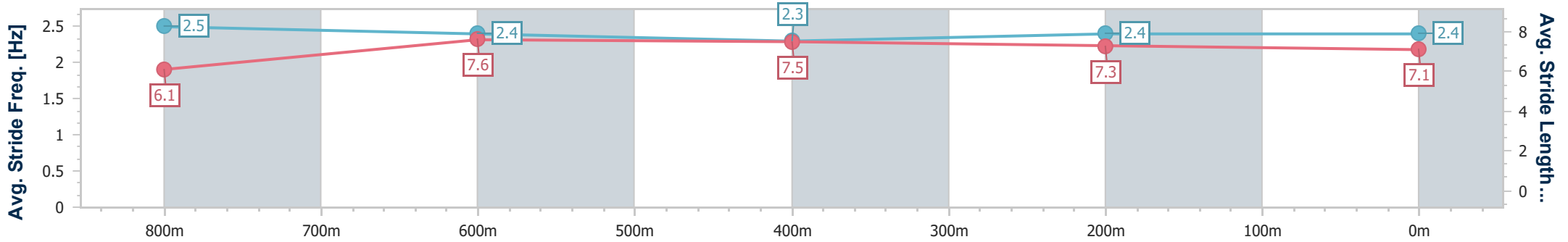
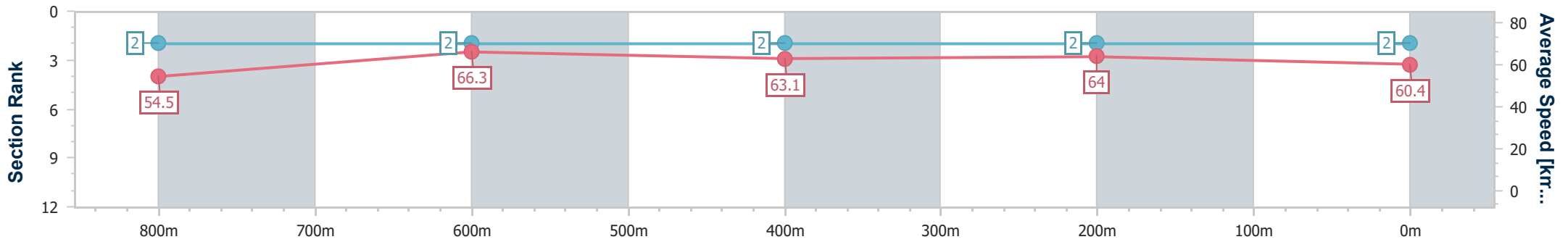
Horse/Jockey Name	Coburg
Final Rank	2
Fastest Section Time (Section)	0:10.97 (800m)
Top Speed [km/h] (Section)	70.4 (Overall)
Race State	Finished



Sunshine Coast QLD Professional
 Race 1: BARRIER REEF POOLS Maiden Handicap - 1000m
 09 April 2023 - 13:03
 Track Rating: Soft 5, Weather: Fine, Rail Position: +4m



Section	Overall	800m	600m	400m	200m
Section Times	0:58.95 [2] (0:13.23)	0:45.72 [2] (0:10.97)	0:34.75 [2] (0:11.57)	0:23.18 [2] (0:11.25)	0:11.93 [2] (0:11.93)
Average Speed [km/h]	54.5	66.3	63.1	64.0	60.4
Top Speed [km/h]	70.4	69.0	65.0	65.1	63.2
Avg. Dist. to Rail [m]	6.5	2.7	2.5	4.6	6.2
Avg. Stride Freq. [Hz]	2.5	2.4	2.3	2.4	2.4
Avg. Stride Length [m]	6.1	7.6	7.5	7.3	7.1



- [] Ranking at each section and finish
- .-.- No data available at this section
- NA No data available



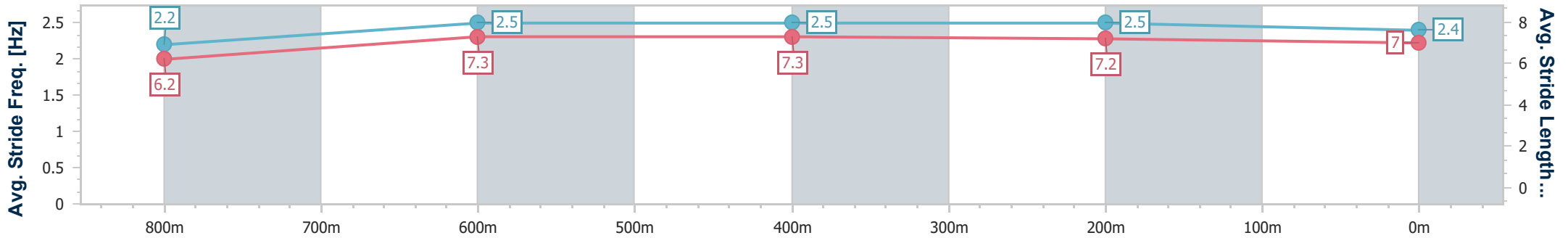
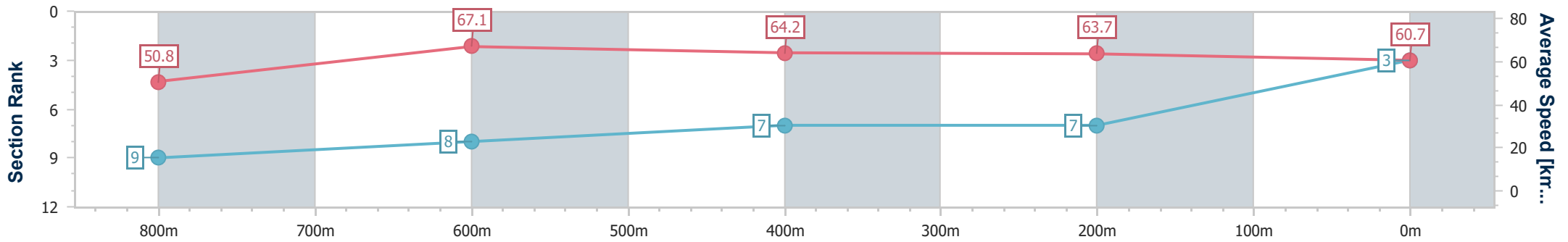
Horse/Jockey Name	Hell Approaching
Final Rank	3
Fastest Section Time (Section)	0:10.76 (800m)
Top Speed [km/h] (Section)	68.3 (800m)
Race State	Finished



Sunshine Coast QLD Professional
 Race 1: BARRIER REEF POOLS Maiden Handicap - 1000m
 09 April 2023 - 13:03
 Track Rating: Soft 5, Weather: Fine, Rail Position: +4m



Section	Overall	800m	600m	400m	200m
Section Times	0:59.36 [3] (0:14.17)	0:45.19 [9] (0:10.76)	0:34.43 [8] (0:11.24)	0:23.19 [7] (0:11.32)	0:11.87 [7] (0:11.87)
Average Speed [km/h]	50.8	67.1	64.2	63.7	60.7
Top Speed [km/h]	68.2	68.3	67.9	64.7	62.4
Avg. Dist. to Rail [m]	3.2	1.1	0.6	3.8	6.0
Avg. Stride Freq. [Hz]	2.2	2.5	2.5	2.5	2.4
Avg. Stride Length [m]	6.2	7.3	7.3	7.2	7.0



- [] Ranking at each section and finish
- .-.- No data available at this section
- NA No data available



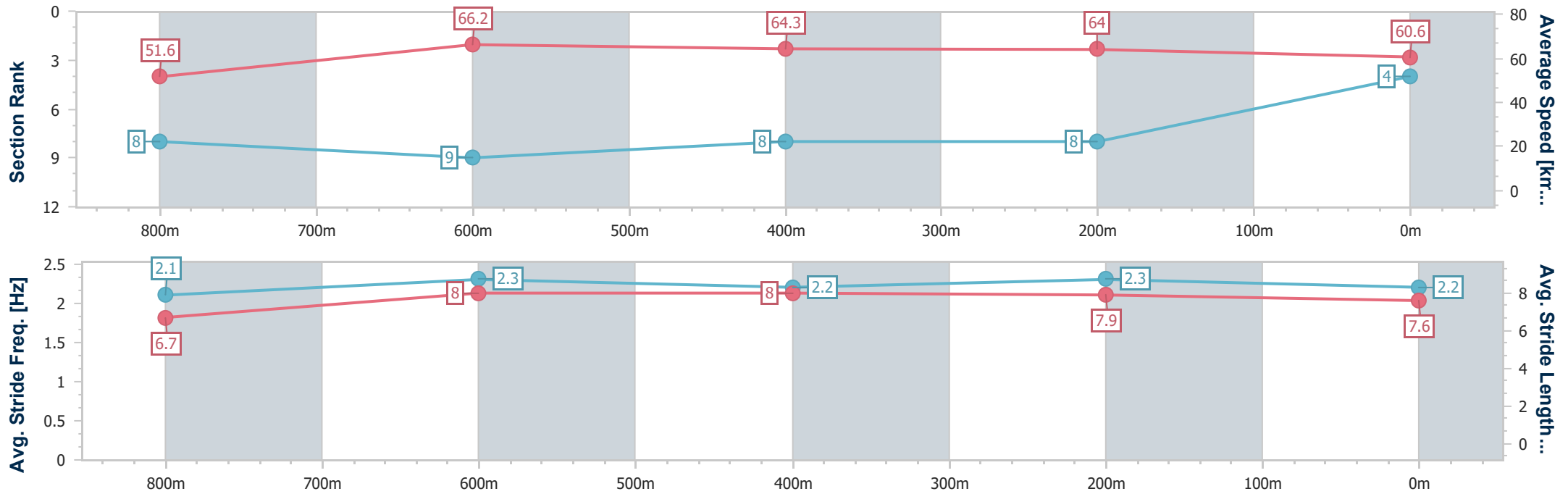
Horse/Jockey Name	King Taurus
Final Rank	4
Fastest Section Time (Section)	0:11.00 (800m)
Top Speed [km/h] (Section)	66.5 (800m)
Race State	Finished



Sunshine Coast QLD Professional
 Race 1: BARRIER REEF POOLS Maiden Handicap - 1000m
 09 April 2023 - 13:03
 Track Rating: Soft 5, Weather: Fine, Rail Position: +4m



Section	Overall	800m	600m	400m	200m
Section Times	0:59.39 [4] (0:13.97)	0:45.42 [8] (0:11.00)	0:34.42 [9] (0:11.29)	0:23.13 [8] (0:11.24)	0:11.89 [8] (0:11.89)
Average Speed [km/h]	51.6	66.2	64.3	64.0	60.6
Top Speed [km/h]	66.5	66.5	64.9	64.6	63.0
Avg. Dist. to Rail [m]	7.4	3.0	1.4	5.3	7.5
Avg. Stride Freq. [Hz]	2.1	2.3	2.2	2.3	2.2
Avg. Stride Length [m]	6.7	8.0	8.0	7.9	7.6



- [] Ranking at each section and finish
- .-.- No data available at this section
- NA No data available



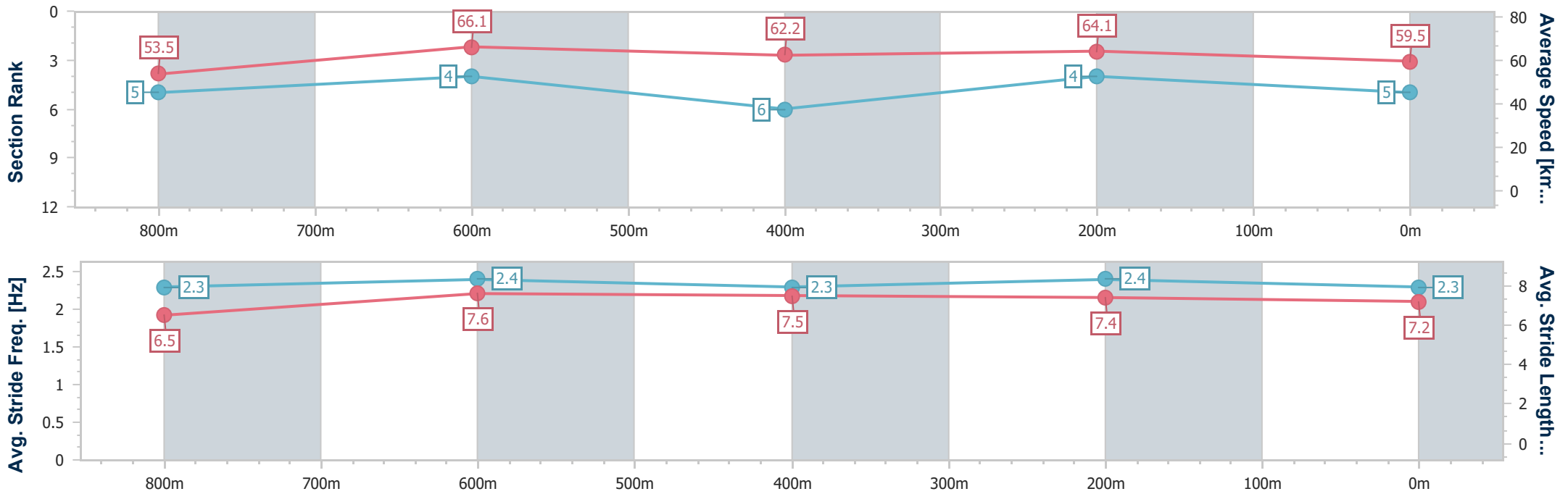
Horse/Jockey Name	Brent Street
Final Rank	5
Fastest Section Time (Section)	0:10.96 (800m)
Top Speed [km/h] (Section)	68.1 (800m)
Race State	Finished



Sunshine Coast QLD Professional
 Race 1: BARRIER REEF POOLS Maiden Handicap - 1000m
 09 April 2023 - 13:03
 Track Rating: Soft 5, Weather: Fine, Rail Position: +4m



Section	Overall	800m	600m	400m	200m
Section Times	0:59.41 [5] (0:13.48)	0:45.93 [5] (0:10.96)	0:34.97 [4] (0:11.61)	0:23.36 [6] (0:11.25)	0:12.11 [4] (0:12.11)
Average Speed [km/h]	53.5	66.1	62.2	64.1	59.5
Top Speed [km/h]	67.2	68.1	63.7	64.8	62.8
Avg. Dist. to Rail [m]	4.4	1.8	0.7	3.0	3.9
Avg. Stride Freq. [Hz]	2.3	2.4	2.3	2.4	2.3
Avg. Stride Length [m]	6.5	7.6	7.5	7.4	7.2



- [] Ranking at each section and finish
- .-.- No data available at this section
- NA No data available



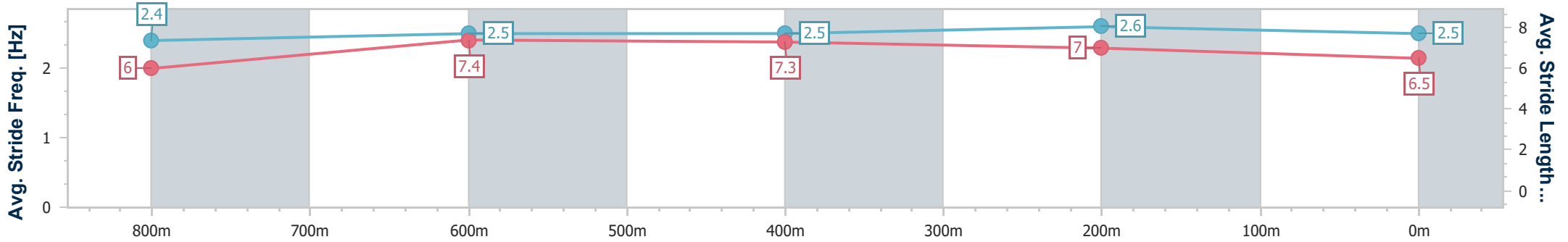
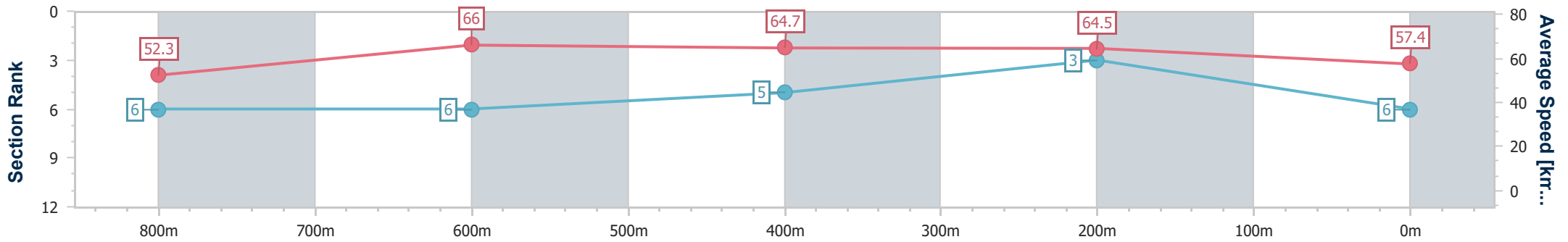
Horse/Jockey Name	Dragon Claws
Final Rank	6
Fastest Section Time (Section)	0:11.00 (800m)
Top Speed [km/h] (Section)	67.2 (Overall)
Race State	Finished



Sunshine Coast QLD Professional
 Race 1: BARRIER REEF POOLS Maiden Handicap - 1000m
 09 April 2023 - 13:03
 Track Rating: Soft 5, Weather: Fine, Rail Position: +4m



Section	Overall	800m	600m	400m	200m
Section Times	0:59.73 [6] (0:13.77)	0:45.96 [6] (0:11.00)	0:34.96 [6] (0:11.25)	0:23.71 [5] (0:11.17)	0:12.54 [3] (0:12.54)
Average Speed [km/h]	52.3	66.0	64.7	64.5	57.4
Top Speed [km/h]	67.2	67.1	65.9	65.7	61.8
Avg. Dist. to Rail [m]	6.1	2.9	1.9	7.1	12.4
Avg. Stride Freq. [Hz]	2.4	2.5	2.5	2.6	2.5
Avg. Stride Length [m]	6.0	7.4	7.3	7.0	6.5



- [] Ranking at each section and finish
- .-.- No data available at this section
- NA No data available



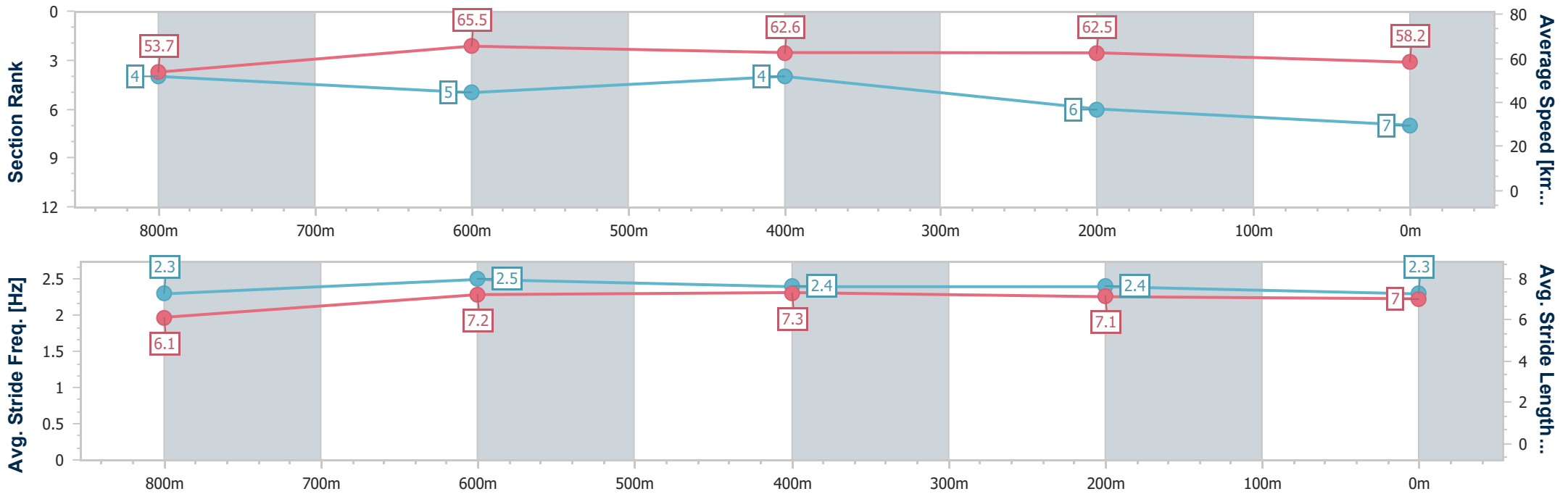
Horse/Jockey Name	Flamin' Ready
Final Rank	7
Fastest Section Time (Section)	0:11.04 (800m)
Top Speed [km/h] (Section)	67.3 (Overall)
Race State	Finished



Sunshine Coast QLD Professional
 Race 1: BARRIER REEF POOLS Maiden Handicap - 1000m
 09 April 2023 - 13:03
 Track Rating: Soft 5, Weather: Fine, Rail Position: +4m



Section	Overall	800m	600m	400m	200m
Section Times	0:59.82 [7] (0:13.43)	0:46.39 [4] (0:11.04)	0:35.35 [5] (0:11.48)	0:23.87 [4] (0:11.50)	0:12.37 [6] (0:12.37)
Average Speed [km/h]	53.7	65.5	62.6	62.5	58.2
Top Speed [km/h]	67.3	67.3	64.5	63.8	61.4
Avg. Dist. to Rail [m]	3.4	1.5	0.6	1.3	2.7
Avg. Stride Freq. [Hz]	2.3	2.5	2.4	2.4	2.3
Avg. Stride Length [m]	6.1	7.2	7.3	7.1	7.0



- [] Ranking at each section and finish
- .-.- No data available at this section
- NA No data available



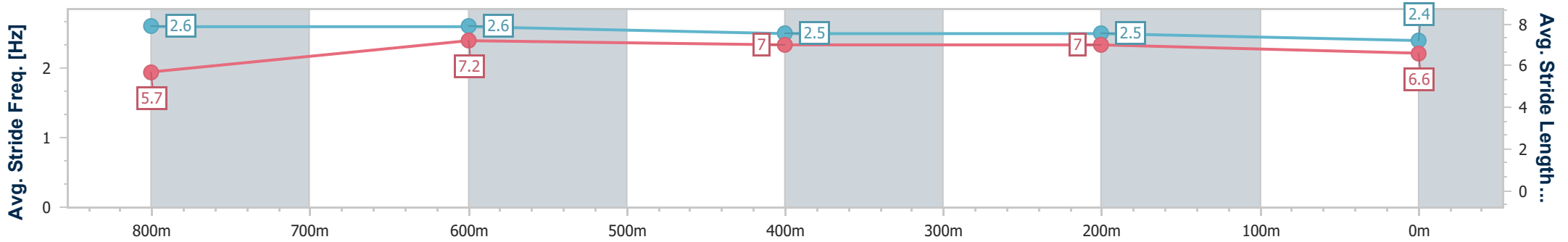
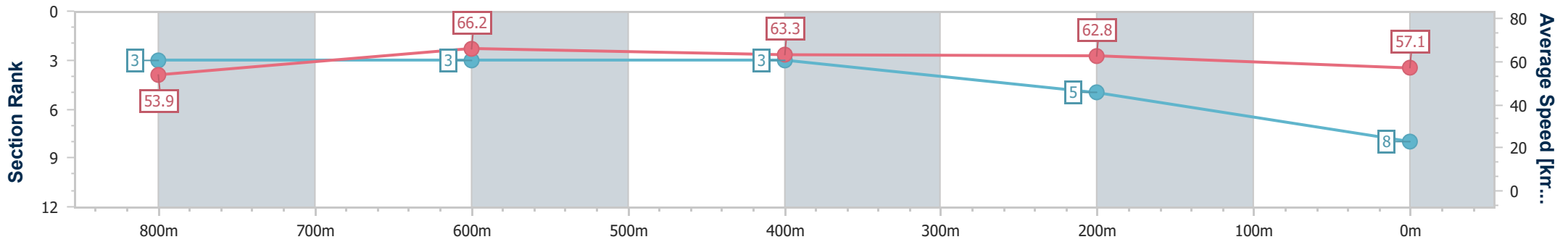
Horse/Jockey Name	Velvet Revolution
Final Rank	8
Fastest Section Time (Section)	0:10.98 (800m)
Top Speed [km/h] (Section)	68.6 (800m)
Race State	Finished



Sunshine Coast QLD Professional
 Race 1: BARRIER REEF POOLS Maiden Handicap - 1000m
 09 April 2023 - 13:03
 Track Rating: Soft 5, Weather: Fine, Rail Position: +4m



Section	Overall	800m	600m	400m	200m
Section Times	1:00.02 [8] (0:13.37)	0:46.65 [3] (0:10.98)	0:35.67 [3] (0:11.59)	0:24.08 [3] (0:11.47)	0:12.61 [5] (0:12.61)
Average Speed [km/h]	53.9	66.2	63.3	62.8	57.1
Top Speed [km/h]	68.4	68.6	64.0	64.1	60.2
Avg. Dist. to Rail [m]	8.8	3.4	2.9	5.2	6.9
Avg. Stride Freq. [Hz]	2.6	2.6	2.5	2.5	2.4
Avg. Stride Length [m]	5.7	7.2	7.0	7.0	6.6



- [] Ranking at each section and finish
- .-.- No data available at this section
- NA No data available



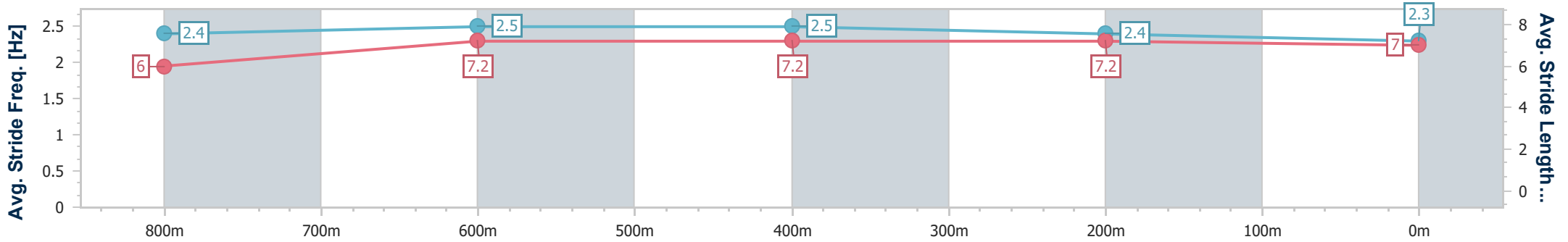
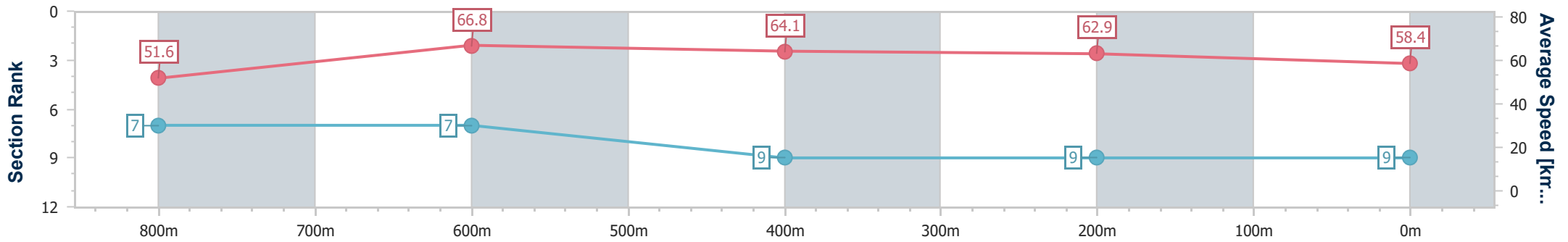
Horse/Jockey Name	Daulat Diomiarosia
Final Rank	9
Fastest Section Time (Section)	0:10.95 (800m)
Top Speed [km/h] (Section)	67.4 (800m)
Race State	Finished



Sunshine Coast QLD Professional
 Race 1: BARRIER REEF POOLS Maiden Handicap - 1000m
 09 April 2023 - 13:03
 Track Rating: Soft 5, Weather: Fine, Rail Position: +4m



Section	Overall	800m	600m	400m	200m
Section Times	1:00.11 [9] (0:13.95)	0:46.16 [7] (0:10.95)	0:35.21 [7] (0:11.43)	0:23.78 [9] (0:11.43)	0:12.35 [9] (0:12.35)
Average Speed [km/h]	51.6	66.8	64.1	62.9	58.4
Top Speed [km/h]	66.3	67.4	66.3	64.5	60.4
Avg. Dist. to Rail [m]	9.2	4.0	3.0	6.9	7.7
Avg. Stride Freq. [Hz]	2.4	2.5	2.5	2.4	2.3
Avg. Stride Length [m]	6.0	7.2	7.2	7.2	7.0



- [] Ranking at each section and finish
- .-.- No data available at this section
- NA No data available