

Track Rating: Synthetic, Weather: Fine, Rail Position: True

Section		Overall	1000m	800m	600m	400m	200m	Last 600m					
Field Times		1:11.37 (0:13.36)	0:58.01 (0:10.79)	0:47.22 (0:11.42)	0:35.80 (0:11.68)	0:24.12 (0:11.87)	0:12.25 (0:12.25)	0:35.80					
Rank	TAB Horse/Jockey	Barrier	Top Speed [km/h]	Fastest Section	Margin							Distance Travelled [m]	
1	2 BOSTON CITY Noel Callow	3	67.9 1000m	0:10.81 1000m	1:11.37 [1] (0:13.48)	0:57.89 [3] (0:10.81)	0:47.08 [3] (0:11.34)	0:35.74 [3] (0:11.62)	0:24.12 [1] (0:11.87)	0:12.25 [1] (0:12.25)	1:11.37	0:35.74	
2	6 CHAYSE 'N' ARTIE Danny Peisley	7	68.0 1000m	0:10.85 1000m	1:12.01 [2] (0:13.79)	0:58.22 [6] (0:10.85)	0:47.37 [6] (0:11.19)	0:36.18 [4] (0:11.75)	0:24.43 [4] (0:11.98)	0:12.45 [2] (0:12.45)	3.8L	0:36.18	-7
3	5 BOARDIE Cody Collis	1	67.8 Overall	0:10.71 1000m	1:12.46 [3] (0:13.44)	0:59.02 [2] (0:10.71)	0:48.31 [1] (0:11.42)	0:36.89 [1] (0:11.78)	0:25.11 [2] (0:12.22)	0:12.89 [3] (0:12.89)	6.3L	0:36.89	-7
4	1 BETTER THAN BOOZE Cyril Small	4	67.9 1000m	0:10.87 1000m	1:12.87 [4] (0:13.36)	0:59.51 [1] (0:10.87)	0:48.64 [2] (0:11.39)	0:37.25 [2] (0:11.73)	0:25.52 [2] (0:12.28)	0:13.24 [4] (0:13.24)	8.6L	0:37.25	-4
5	9 TEMPTRESS KATIE Bailey Wheeler	8	67.5 Overall	0:11.00 1000m	1:13.59 [5] (0:13.53)	1:00.06 [4] (0:11.00)	0:49.06 [4] (0:11.35)	0:37.71 [5] (0:11.74)	0:25.97 [5] (0:12.35)	0:13.62 [5] (0:13.62)	12.6L	0:37.71	+1
6	7 EARLSTON Jai Williams	5	67.4 1000m	0:10.95 1000m	1:13.72 [6] (0:13.65)	1:00.07 [5] (0:10.95)	0:49.12 [5] (0:11.40)	0:37.72 [6] (0:12.07)	0:25.65 [6] (0:12.53)	0:13.12 [6] (0:13.12)	13.4L	0:37.72	+1
7	8 MARNIE'S STAR Andrew Spinks	9	67.9 1000m	0:10.97 1000m	1:13.82 [7] (0:13.82)	1:00.00 [7] (0:10.97)	0:49.03 [7] (0:11.39)	0:37.64 [7] (0:12.03)	0:25.61 [7] (0:12.61)	0:13.00 [7] (0:13.00)	13.9L	0:37.64	+1

Scratched: Maple Door (#3), Metal Rock (#4)



Horse/Jockey Name	Boston City
Final Rank	1
Fastest Section Time (Section)	0:10.81 (1000m)
Top Speed [km/h] (Section)	67.9 (1000m)
Race State	Finished



Aquis Park Gold Coast Poly QLD Professional

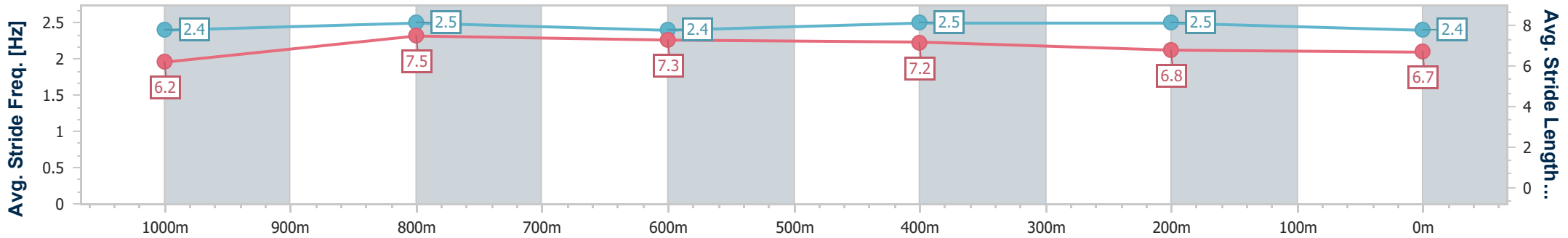
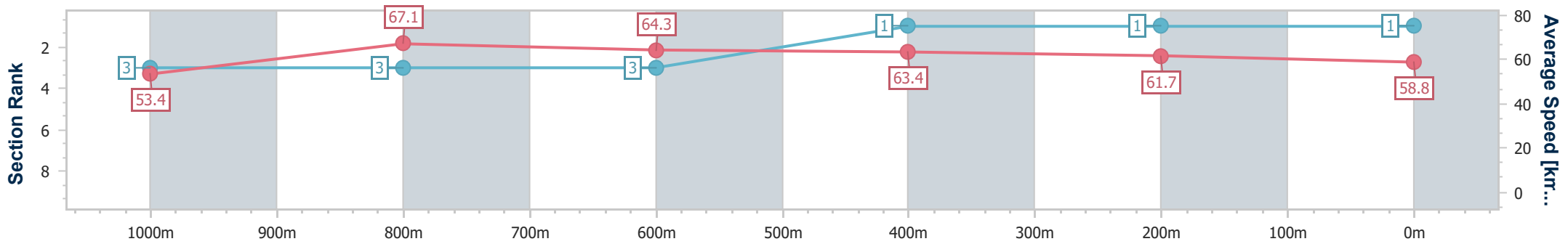
Race 6: DEMOLITION Class 1 Plate - 1200m

15 April 2023 - 15:39

Track Rating: Synthetic, Weather: Fine, Rail Position: True



Section	Overall	1000m	800m	600m	400m	200m
Section Times	1:11.37 [1] (0:13.48)	0:57.89 [3] (0:10.81)	0:47.08 [3] (0:11.34)	0:35.74 [3] (0:11.62)	0:24.12 [1] (0:11.87)	0:12.25 [1] (0:12.25)
Average Speed [km/h]	53.4	67.1	64.3	63.4	61.7	58.8
Top Speed [km/h]	67.8	67.9	65.4	65.3	62.6	61.0
Avg. Dist. to Rail [m]	2.8	2.0	2.5	4.5	7.1	10.8
Avg. Stride Freq. [Hz]	2.4	2.5	2.4	2.5	2.5	2.4
Avg. Stride Length [m]	6.2	7.5	7.3	7.2	6.8	6.7



- [] Ranking at each section and finish
- .-.- No data available at this section
- NA No data available



Horse/Jockey Name	Chayse 'N' Artie
Final Rank	2
Fastest Section Time (Section)	0:10.85 (1000m)
Top Speed [km/h] (Section)	68.0 (1000m)
Race State	Finished



Aquis Park Gold Coast Poly QLD Professional

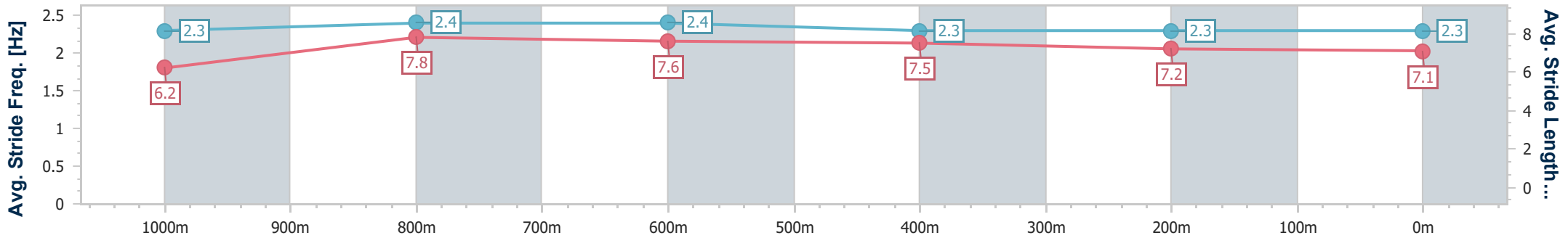
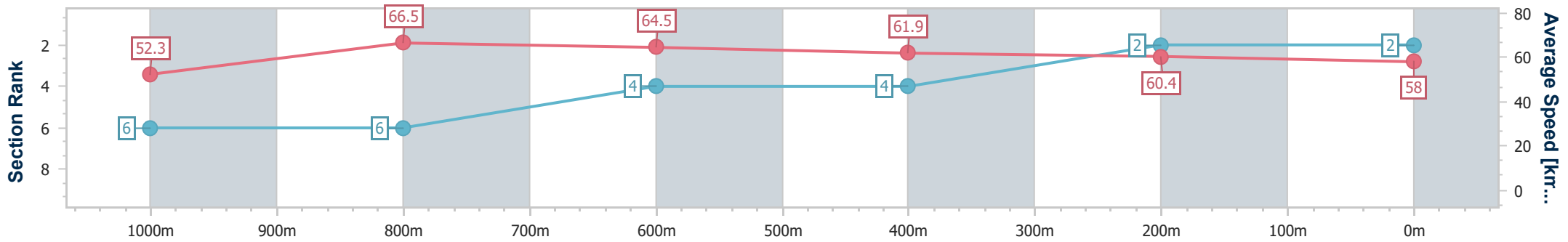
Race 6: DEMOLITION Class 1 Plate - 1200m

15 April 2023 - 15:39

Track Rating: Synthetic, Weather: Fine, Rail Position: True



Section	Overall	1000m	800m	600m	400m	200m
Section Times	1:12.01 [2] (0:13.79)	0:58.22 [6] (0:10.85)	0:47.37 [6] (0:11.19)	0:36.18 [4] (0:11.75)	0:24.43 [4] (0:11.98)	0:12.45 [2] (0:12.45)
Average Speed [km/h]	52.3	66.5	64.5	61.9	60.4	58.0
Top Speed [km/h]	66.2	68.0	65.7	64.2	61.1	60.4
Avg. Dist. to Rail [m]	5.8	2.0	0.4	1.7	2.4	4.0
Avg. Stride Freq. [Hz]	2.3	2.4	2.4	2.3	2.3	2.3
Avg. Stride Length [m]	6.2	7.8	7.6	7.5	7.2	7.1



- [] Ranking at each section and finish
- .-.- No data available at this section
- NA No data available



Horse/Jockey Name	Boardie
Final Rank	3
Fastest Section Time (Section)	0:10.71 (1000m)
Top Speed [km/h] (Section)	67.8 (Overall)
Race State	Finished



Aquis Park Gold Coast Poly QLD Professional

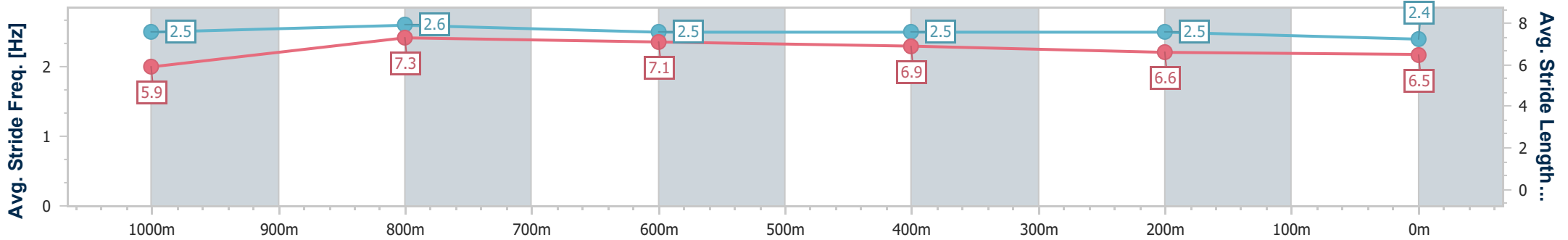
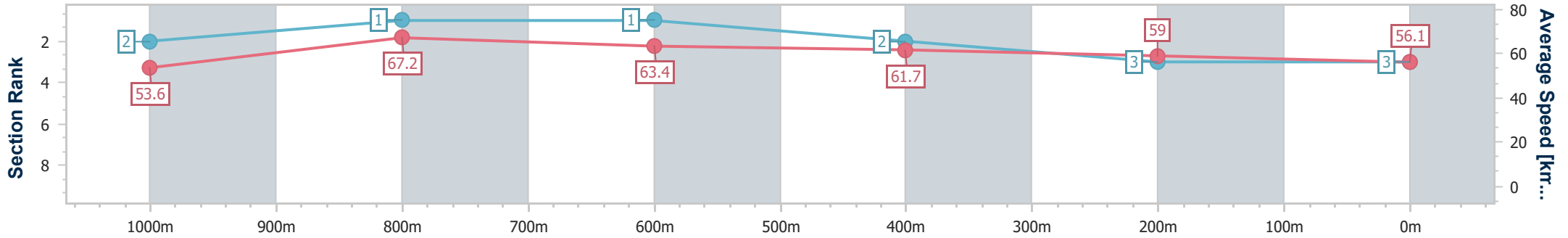
Race 6: DEMOLITION Class 1 Plate - 1200m

15 April 2023 - 15:39

Track Rating: Synthetic, Weather: Fine, Rail Position: True



Section	Overall	1000m	800m	600m	400m	200m
Section Times	1:12.46 [3] (0:13.44)	0:59.02 [2] (0:10.71)	0:48.31 [1] (0:11.42)	0:36.89 [1] (0:11.78)	0:25.11 [2] (0:12.22)	0:12.89 [3] (0:12.89)
Average Speed [km/h]	53.6	67.2	63.4	61.7	59.0	56.1
Top Speed [km/h]	67.8	67.7	64.7	64.2	59.6	58.6
Avg. Dist. to Rail [m]	1.5	0.3	1.5	2.1	1.6	2.4
Avg. Stride Freq. [Hz]	2.5	2.6	2.5	2.5	2.5	2.4
Avg. Stride Length [m]	5.9	7.3	7.1	6.9	6.6	6.5



- [] Ranking at each section and finish
- .-.- No data available at this section
- NA No data available



Horse/Jockey Name	Better Than Booze
Final Rank	4
Fastest Section Time (Section)	0:10.87 (1000m)
Top Speed [km/h] (Section)	67.9 (1000m)
Race State	Finished



Aquis Park Gold Coast Poly QLD Professional

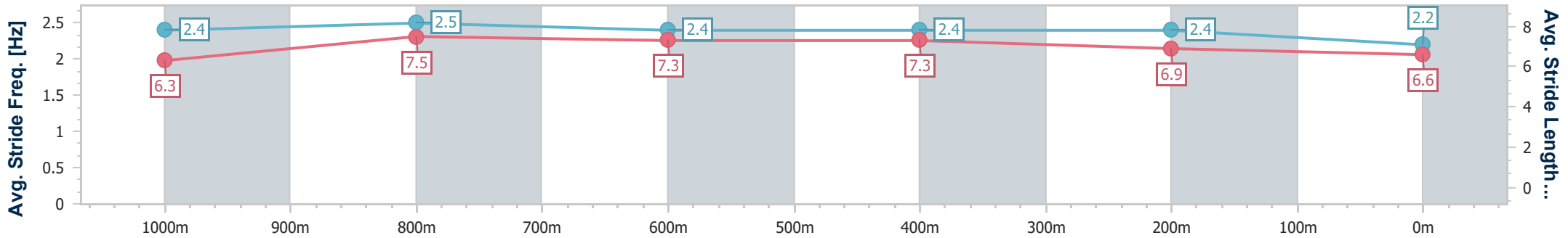
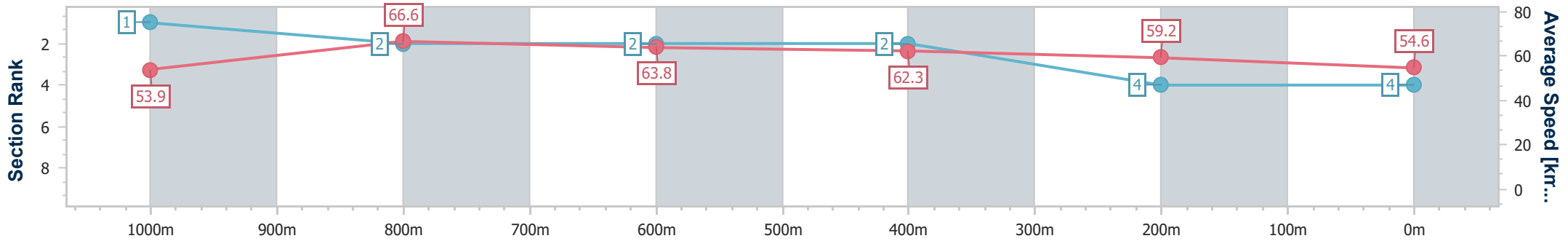
Race 6: DEMOLITION Class 1 Plate - 1200m

15 April 2023 - 15:39

Track Rating: Synthetic, Weather: Fine, Rail Position: True



Section	Overall	1000m	800m	600m	400m	200m
Section Times	1:12.87 [4] (0:13.36)	0:59.51 [1] (0:10.87)	0:48.64 [2] (0:11.39)	0:37.25 [2] (0:11.73)	0:25.52 [2] (0:12.28)	0:13.24 [4] (0:13.24)
Average Speed [km/h]	53.9	66.6	63.8	62.3	59.2	54.6
Top Speed [km/h]	67.0	67.9	64.8	64.4	60.8	57.3
Avg. Dist. to Rail [m]	2.5	1.0	1.9	2.7	4.4	6.0
Avg. Stride Freq. [Hz]	2.4	2.5	2.4	2.4	2.4	2.2
Avg. Stride Length [m]	6.3	7.5	7.3	7.3	6.9	6.6



- [] Ranking at each section and finish
- .-.- No data available at this section
- NA No data available



Horse/Jockey Name	Tempress Katie
Final Rank	5
Fastest Section Time (Section)	0:11.00 (1000m)
Top Speed [km/h] (Section)	67.5 (Overall)
Race State	Finished



Aquis Park Gold Coast Poly QLD Professional

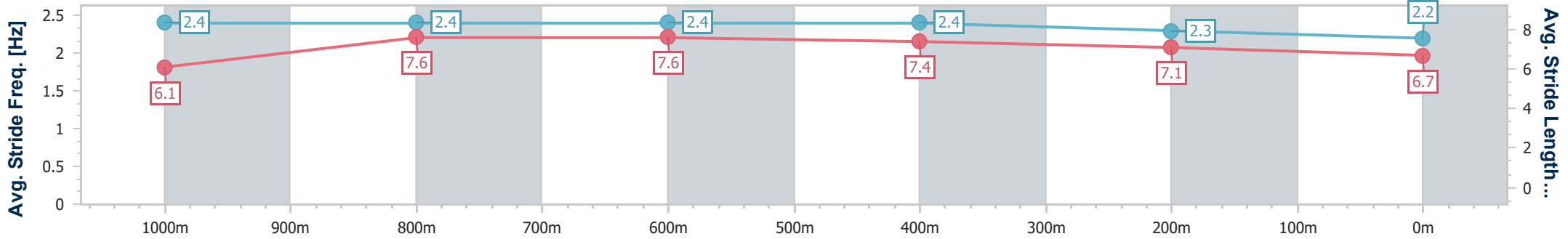
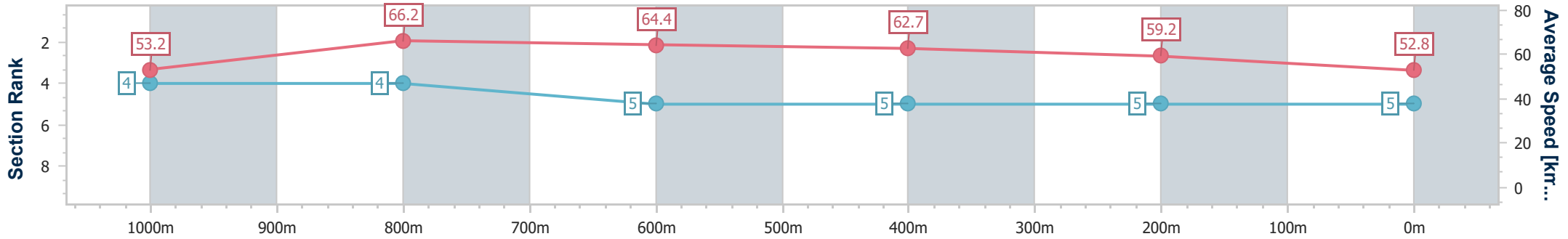
Race 6: DEMOLITION Class 1 Plate - 1200m

15 April 2023 - 15:39

Track Rating: Synthetic, Weather: Fine, Rail Position: True



Section	Overall	1000m	800m	600m	400m	200m
Section Times	1:13.59 [5] (0:13.53)	1:00.06 [4] (0:11.00)	0:49.06 [4] (0:11.35)	0:37.71 [5] (0:11.74)	0:25.97 [5] (0:12.35)	0:13.62 [5] (0:13.62)
Average Speed [km/h]	53.2	66.2	64.4	62.7	59.2	52.8
Top Speed [km/h]	67.5	67.1	66.3	64.8	60.5	56.6
Avg. Dist. to Rail [m]	6.8	3.8	2.9	4.4	6.7	8.1
Avg. Stride Freq. [Hz]	2.4	2.4	2.4	2.4	2.3	2.2
Avg. Stride Length [m]	6.1	7.6	7.6	7.4	7.1	6.7



- [] Ranking at each section and finish
- .-.- No data available at this section
- NA No data available



Horse/Jockey Name	Earlston
Final Rank	6
Fastest Section Time (Section)	0:10.95 (1000m)
Top Speed [km/h] (Section)	67.4 (1000m)
Race State	Finished



Aquis Park Gold Coast Poly QLD Professional

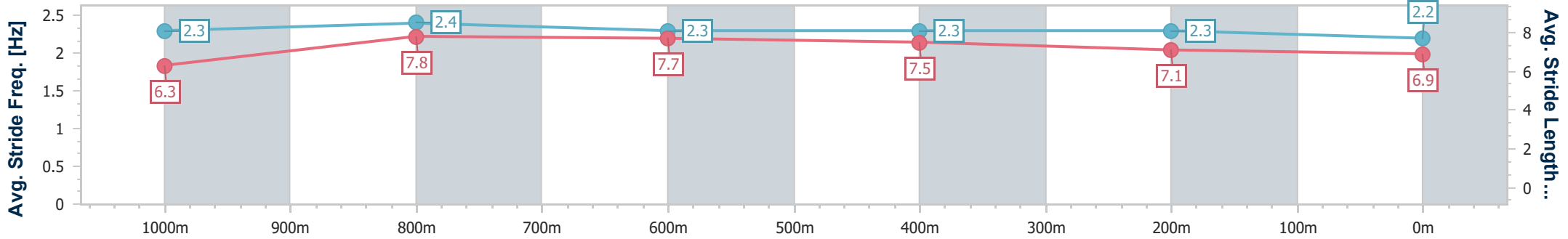
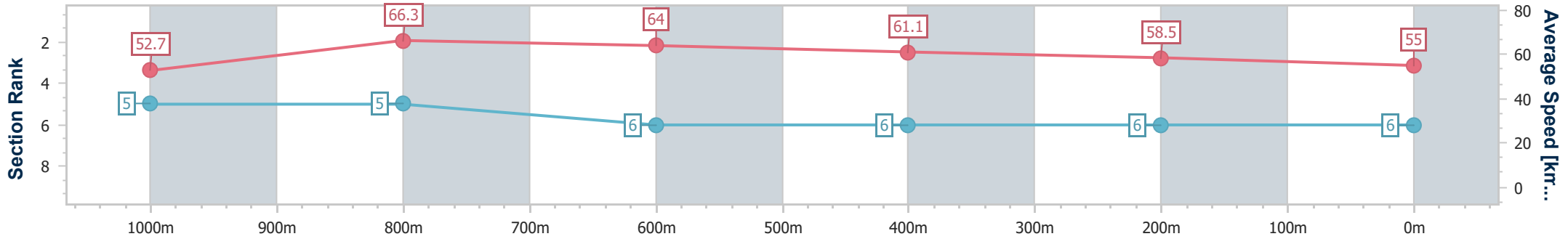
Race 6: DEMOLITION Class 1 Plate - 1200m

15 April 2023 - 15:39

Track Rating: Synthetic, Weather: Fine, Rail Position: True



Section	Overall	1000m	800m	600m	400m	200m
Section Times	1:13.72 [6] (0:13.65)	1:00.07 [5] (0:10.95)	0:49.12 [5] (0:11.40)	0:37.72 [6] (0:12.07)	0:25.65 [6] (0:12.53)	0:13.12 [6] (0:13.12)
Average Speed [km/h]	52.7	66.3	64.0	61.1	58.5	55.0
Top Speed [km/h]	67.0	67.4	66.0	62.8	60.3	57.0
Avg. Dist. to Rail [m]	4.3	2.5	2.3	4.4	8.5	10.2
Avg. Stride Freq. [Hz]	2.3	2.4	2.3	2.3	2.3	2.2
Avg. Stride Length [m]	6.3	7.8	7.7	7.5	7.1	6.9



- [] Ranking at each section and finish
- .-.- No data available at this section
- NA No data available



Horse/Jockey Name	Marnie's Star
Final Rank	7
Fastest Section Time (Section)	0:10.97 (1000m)
Top Speed [km/h] (Section)	67.9 (1000m)
Race State	Finished



Aquis Park Gold Coast Poly QLD Professional

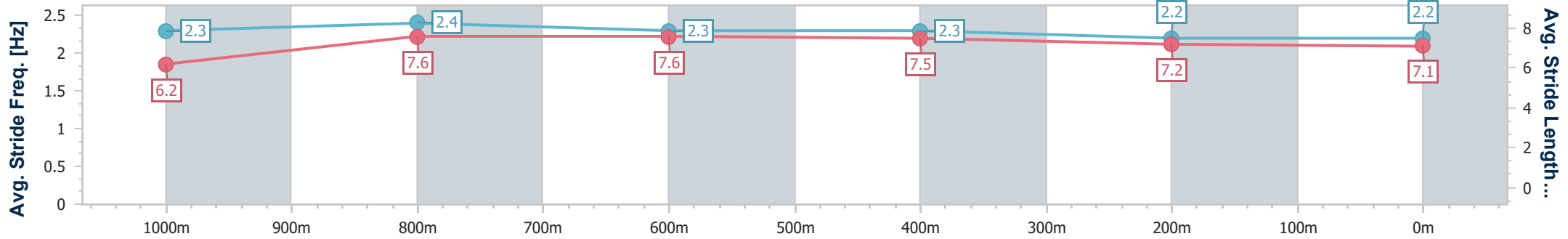
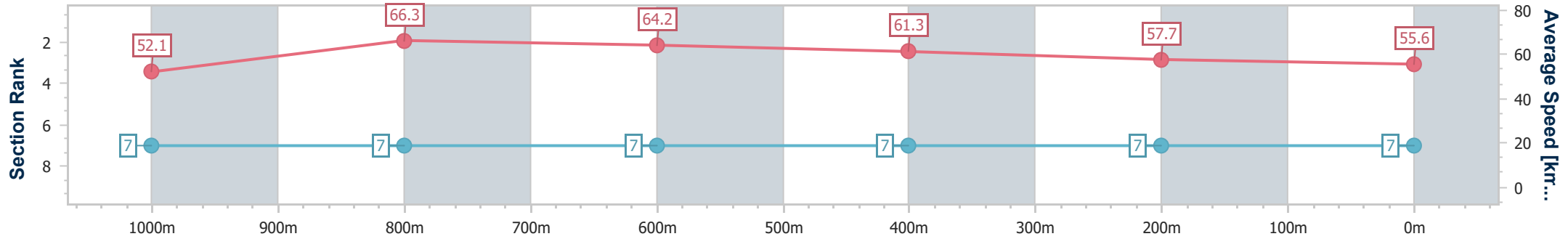
Race 6: DEMOLITION Class 1 Plate - 1200m

15 April 2023 - 15:39

Track Rating: Synthetic, Weather: Fine, Rail Position: True



Section	Overall	1000m	800m	600m	400m	200m
Section Times	1:13.82 [7] (0:13.82)	1:00.00 [7] (0:10.97)	0:49.03 [7] (0:11.39)	0:37.64 [7] (0:12.03)	0:25.61 [7] (0:12.61)	0:13.00 [7] (0:13.00)
Average Speed [km/h]	52.1	66.3	64.2	61.3	57.7	55.6
Top Speed [km/h]	66.5	67.9	65.2	63.9	58.4	57.2
Avg. Dist. to Rail [m]	7.2	3.4	2.8	4.1	6.3	8.0
Avg. Stride Freq. [Hz]	2.3	2.4	2.3	2.3	2.2	2.2
Avg. Stride Length [m]	6.2	7.6	7.6	7.5	7.2	7.1



- [] Ranking at each section and finish
- .-.- No data available at this section
- NA No data available