



Toowoomba QLD Professional

Race 4: WIN TELEVISION BENCHMARK 58 Handicap - 1100m

15 April 2023 - 18:01



Track Rating: Good 4, Weather: Fine, Rail Position: +5m Entire

Section		Overall	1000m	800m	600m	400m	200m	Last 600m					
Field Times		1:06.86 (0:08.91)	0:57.95 (0:11.13)	0:46.82 (0:11.12)	0:35.70 (0:11.53)	0:24.17 (0:11.84)	0:12.33 (0:12.33)	0:35.70					
Rank	TAB Horse/Jockey	Barrier	Top Speed [km/h]	Fastest Section								Margin	Distance Travelled [m]
1	2 WANDA ROX Jake Molloy	13	66.0	0:09.22	1:06.86 [1] (0:09.22)	0:57.64 [5] (0:11.24)	0:46.40 [5] (0:11.35)	0:35.05 [5] (0:11.58)	0:23.47 [5] (0:11.69)	0:11.78 [3] (0:11.78)	1:06.86	0:35.05	
2	3 KWAMI Alisha Donald	3	68.2	0:09.14	1:07.15 [2] (0:09.14)	0:58.01 [4] (0:10.90)	0:47.11 [2] (0:11.12)	0:35.99 [1] (0:11.54)	0:24.45 [2] (0:11.85)	0:12.60 [2] (0:12.60)	1.5L	0:35.99	-3
3	9 BETTER THAN ROSES Justin Stanley	5	66.6	0:08.91	1:07.21 [3] (0:08.91)	0:58.30 [1] (0:11.18)	0:47.12 [1] (0:11.27)	0:35.85 [2] (0:11.33)	0:24.52 [1] (0:11.84)	0:12.68 [1] (0:12.68)	1.7L	0:35.85	-7
4	10 BLUE VELVET Micheal Hellyer	9	65.2	0:09.56	1:07.37 [4] (0:09.56)	0:57.81 [7] (0:11.25)	0:46.56 [7] (0:11.31)	0:35.25 [7] (0:11.44)	0:23.81 [6] (0:11.77)	0:12.04 [6] (0:12.04)	2.5L	0:35.25	-8
5	12 SANDGATE ROAD Kenji Yoshida	10	65.5	0:09.34	1:07.92 [5] (0:09.34)	0:58.58 [6] (0:11.38)	0:47.20 [6] (0:11.32)	0:35.88 [6] (0:11.62)	0:24.26 [7] (0:11.95)	0:12.31 [7] (0:12.31)	5.5L	0:35.88	-2
6	7 BEACH CLUB Montanna Savva	1	67.0	0:09.10	1:08.21 [6] (0:09.10)	0:59.11 [3] (0:11.04)	0:48.07 [3] (0:11.28)	0:36.79 [3] (0:11.61)	0:25.18 [4] (0:12.11)	0:13.07 [4] (0:13.07)	7L	0:36.79	-8
7	4 ROTHERO ESSGEE Nozi Tomizawa	7	65.6	0:08.98	1:08.86 [7] (0:08.98)	0:59.88 [2] (0:11.28)	0:48.60 [4] (0:11.37)	0:37.23 [4] (0:11.52)	0:25.71 [3] (0:12.20)	0:13.51 [5] (0:13.51)	10.8L	0:37.23	-1
8	8 PRINCESS KAYO Luke Tarrant	11	65.2	0:09.56	1:09.87 [8] (0:09.56)	1:00.31 [8] (0:11.34)	0:48.97 [8] (0:11.35)	0:37.62 [8] (0:11.56)	0:26.06 [8] (0:12.33)	0:13.73 [8] (0:13.73)	16.6L	0:37.62	+5

Scratched: Rapido Gris (#1), Super League (#5), Templemore (#6), Secret Quality (#11), Yamumza (#13)

[] Ranking at each section and finish
 -:-:- No data available at this section
 NA No data available

SCN Saddle cloth number
 DNF Did not finish
 DNT Did not track



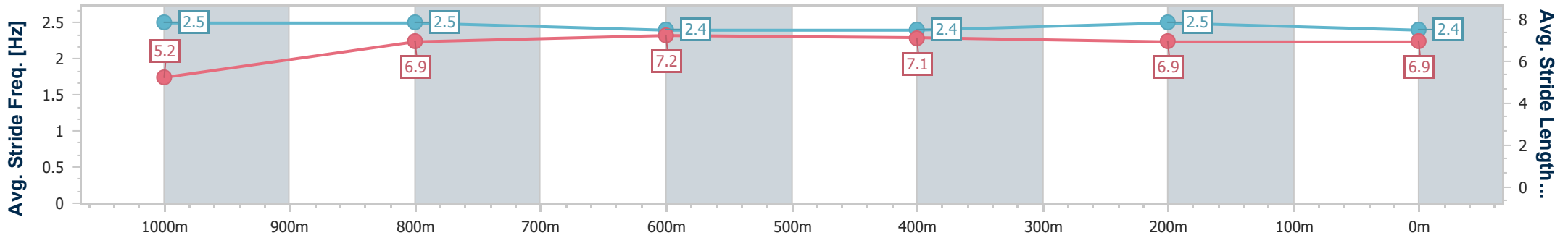
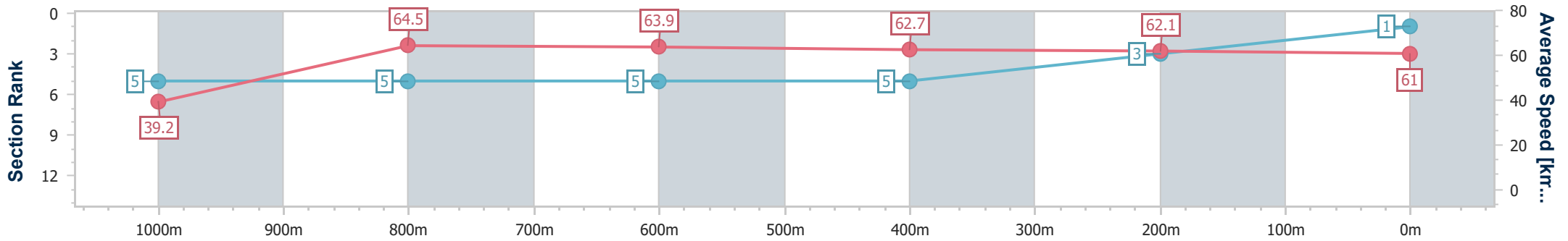
Horse/Jockey Name	Wanda Rox
Final Rank	1
Fastest Section Time (Section)	0:09.22 (Overall)
Top Speed [km/h] (Section)	66.0 (1000m)
Race State	Finished



Toowoomba QLD Professional
 Race 4: WIN TELEVISION BENCHMARK 58 Handicap - 1100m
 15 April 2023 - 18:01
 Track Rating: Good 4, Weather: Fine, Rail Position: +5m Entire



Section	Overall	1000m	800m	600m	400m	200m
Section Times	1:06.86 [1] (0:09.22)	0:57.64 [5] (0:11.24)	0:46.40 [5] (0:11.35)	0:35.05 [5] (0:11.58)	0:23.47 [5] (0:11.69)	0:11.78 [3] (0:11.78)
Average Speed [km/h]	39.2	64.5	63.9	62.7	62.1	61.0
Top Speed [km/h]	63.1	66.0	65.7	64.8	63.4	62.7
Avg. Dist. to Rail [m]	7.9	2.7	2.0	1.6	1.8	0.9
Avg. Stride Freq. [Hz]	2.5	2.5	2.4	2.4	2.5	2.4
Avg. Stride Length [m]	5.2	6.9	7.2	7.1	6.9	6.9



- [] Ranking at each section and finish
- .-.- No data available at this section
- NA No data available



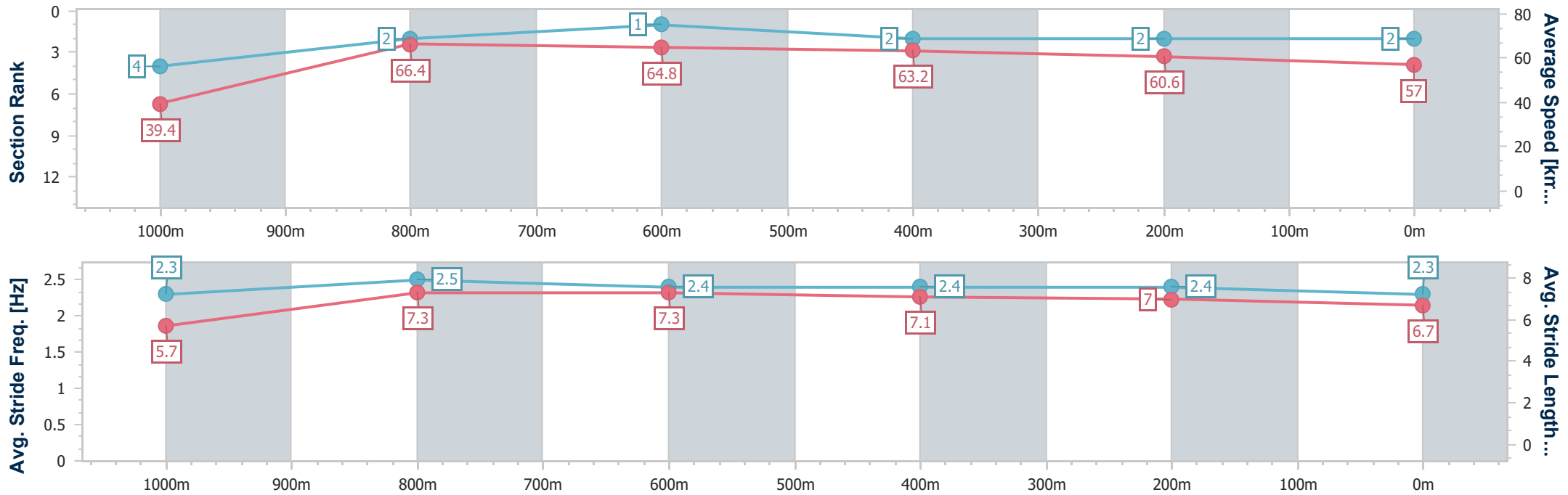
Horse/Jockey Name	Kwami
Final Rank	2
Fastest Section Time (Section)	0:09.14 (Overall)
Top Speed [km/h] (Section)	68.2 (1000m)
Race State	Finished



Toowoomba QLD Professional
 Race 4: WIN TELEVISION BENCHMARK 58 Handicap - 1100m
 15 April 2023 - 18:01
 Track Rating: Good 4, Weather: Fine, Rail Position: +5m Entire



Section	Overall	1000m	800m	600m	400m	200m
Section Times	1:07.15 [2] (0:09.14)	0:58.01 [4] (0:10.90)	0:47.11 [2] (0:11.12)	0:35.99 [1] (0:11.54)	0:24.45 [2] (0:11.85)	0:12.60 [2] (0:12.60)
Average Speed [km/h]	39.4	66.4	64.8	63.2	60.6	57.0
Top Speed [km/h]	66.5	68.2	65.6	65.0	63.1	60.1
Avg. Dist. to Rail [m]	1.8	0.8	1.2	2.0	1.2	0.8
Avg. Stride Freq. [Hz]	2.3	2.5	2.4	2.4	2.4	2.3
Avg. Stride Length [m]	5.7	7.3	7.3	7.1	7.0	6.7



- [] Ranking at each section and finish
- .-.- No data available at this section
- NA No data available



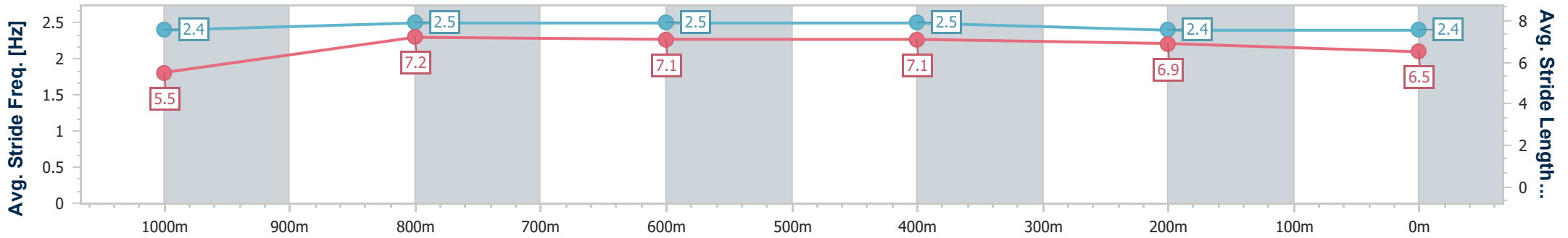
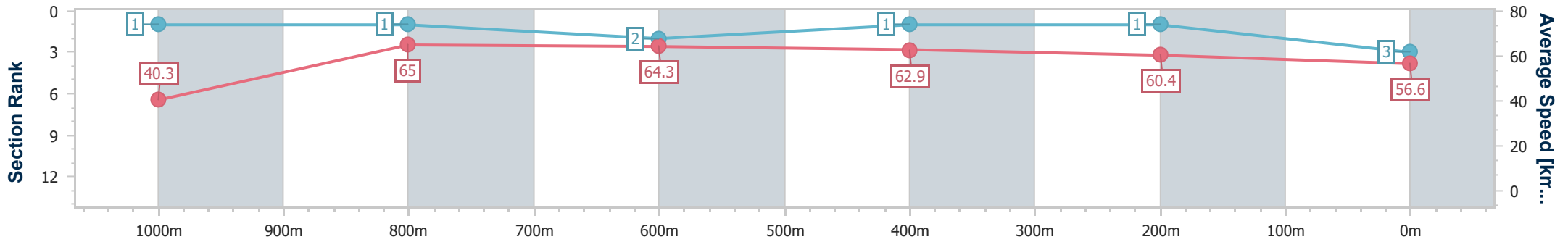
Horse/Jockey Name	Better Than Roses
Final Rank	3
Fastest Section Time (Section)	0:08.91 (Overall)
Top Speed [km/h] (Section)	66.6 (1000m)
Race State	Finished



Toowoomba QLD Professional
 Race 4: WIN TELEVISION BENCHMARK 58 Handicap - 1100m
 15 April 2023 - 18:01
 Track Rating: Good 4, Weather: Fine, Rail Position: +5m Entire



Section	Overall	1000m	800m	600m	400m	200m
Section Times	1:07.21 [3] (0:08.91)	0:58.30 [1] (0:11.18)	0:47.12 [1] (0:11.27)	0:35.85 [2] (0:11.33)	0:24.52 [1] (0:11.84)	0:12.68 [1] (0:12.68)
Average Speed [km/h]	40.3	65.0	64.3	62.9	60.4	56.6
Top Speed [km/h]	64.4	66.6	65.5	64.4	62.3	59.2
Avg. Dist. to Rail [m]	2.3	1.6	1.5	1.7	1.3	0.7
Avg. Stride Freq. [Hz]	2.4	2.5	2.5	2.5	2.4	2.4
Avg. Stride Length [m]	5.5	7.2	7.1	7.1	6.9	6.5



- [] Ranking at each section and finish
- .-.- No data available at this section
- NA No data available



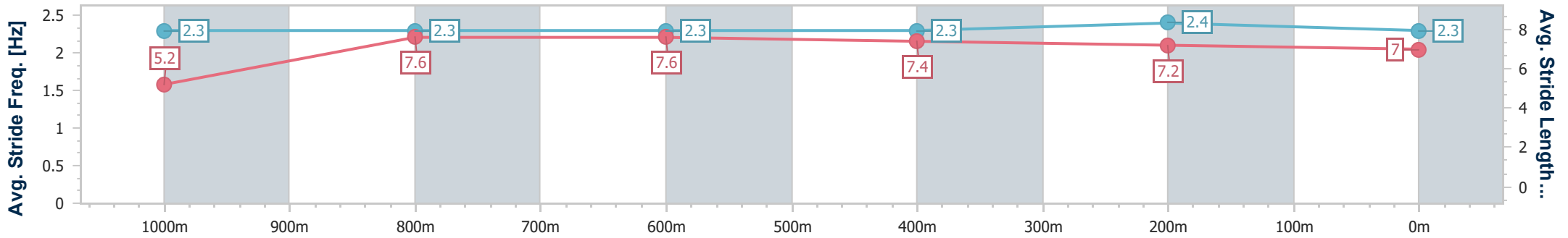
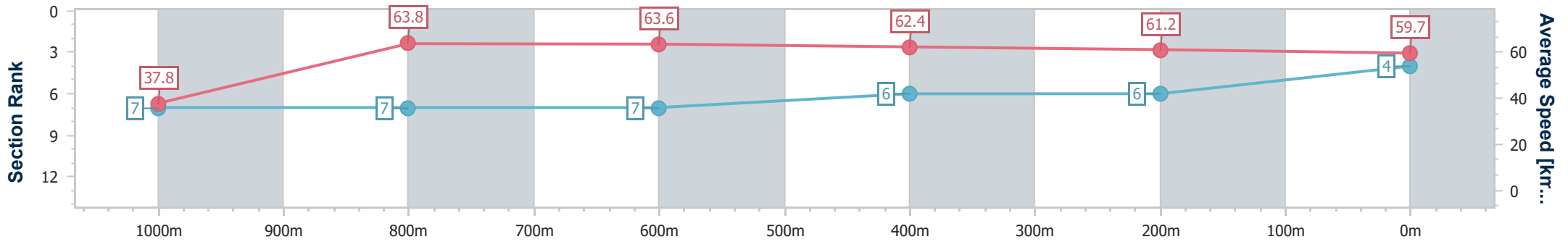
Horse/Jockey Name	Blue Velvet
Final Rank	4
Fastest Section Time (Section)	0:09.56 (Overall)
Top Speed [km/h] (Section)	65.2 (1000m)
Race State	Finished



Toowoomba QLD Professional
 Race 4: WIN TELEVISION BENCHMARK 58 Handicap - 1100m
 15 April 2023 - 18:01
 Track Rating: Good 4, Weather: Fine, Rail Position: +5m Entire



Section	Overall	1000m	800m	600m	400m	200m
Section Times	1:07.37 [4] (0:09.56)	0:57.81 [7] (0:11.25)	0:46.56 [7] (0:11.31)	0:35.25 [7] (0:11.44)	0:23.81 [6] (0:11.77)	0:12.04 [6] (0:12.04)
Average Speed [km/h]	37.8	63.8	63.6	62.4	61.2	59.7
Top Speed [km/h]	62.5	65.2	64.6	63.2	62.3	62.0
Avg. Dist. to Rail [m]	3.1	0.5	0.6	1.7	1.4	2.7
Avg. Stride Freq. [Hz]	2.3	2.3	2.3	2.3	2.4	2.3
Avg. Stride Length [m]	5.2	7.6	7.6	7.4	7.2	7.0



- [] Ranking at each section and finish
- .-.- No data available at this section
- NA No data available



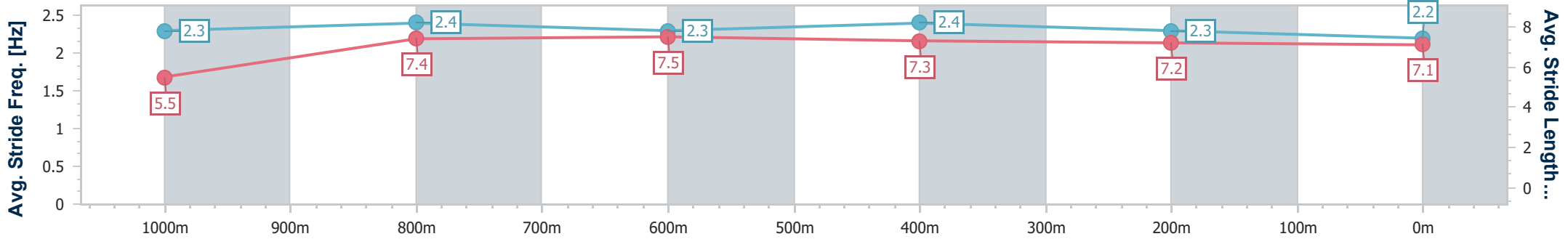
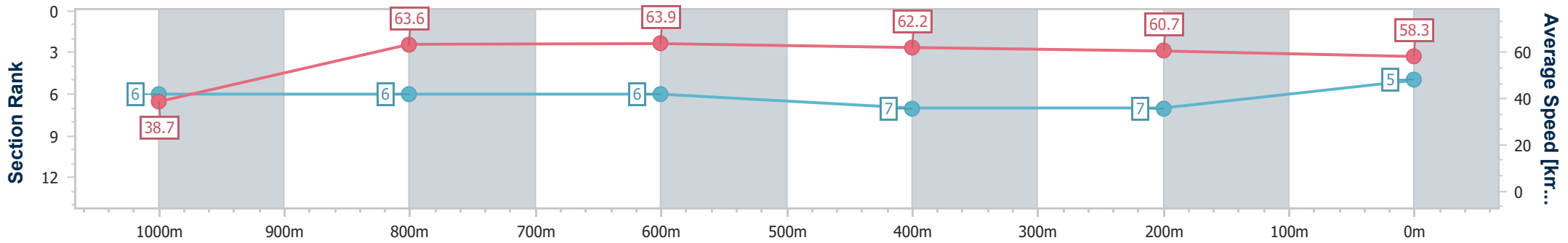
Horse/Jockey Name	Sandgate Road
Final Rank	5
Fastest Section Time (Section)	0:09.34 (Overall)
Top Speed [km/h] (Section)	65.5 (800m)
Race State	Finished



Toowoomba QLD Professional
 Race 4: WIN TELEVISION BENCHMARK 58 Handicap - 1100m
 15 April 2023 - 18:01
 Track Rating: Good 4, Weather: Fine, Rail Position: +5m Entire



Section	Overall	1000m	800m	600m	400m	200m
Section Times	1:07.92 [5] (0:09.34)	0:58.58 [6] (0:11.38)	0:47.20 [6] (0:11.32)	0:35.88 [6] (0:11.62)	0:24.26 [7] (0:11.95)	0:12.31 [7] (0:12.31)
Average Speed [km/h]	38.7	63.6	63.9	62.2	60.7	58.3
Top Speed [km/h]	62.1	65.3	65.5	65.1	61.2	60.3
Avg. Dist. to Rail [m]	5.7	1.5	1.0	0.8	2.0	2.3
Avg. Stride Freq. [Hz]	2.3	2.4	2.3	2.4	2.3	2.2
Avg. Stride Length [m]	5.5	7.4	7.5	7.3	7.2	7.1



- [] Ranking at each section and finish
- .-.- No data available at this section
- NA No data available



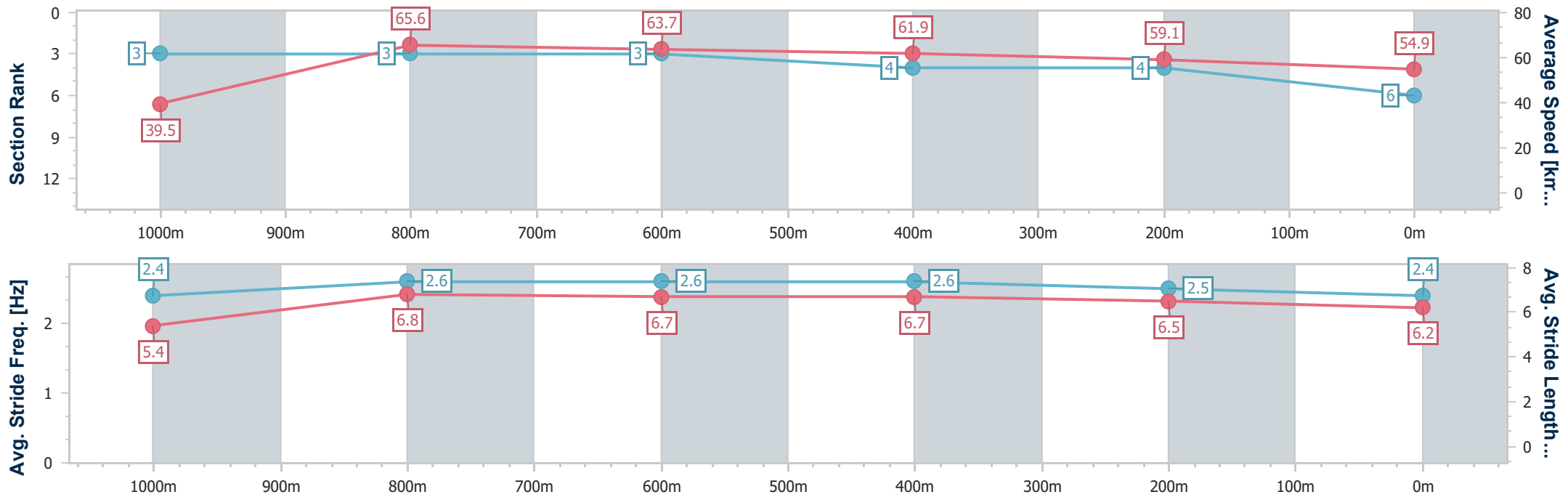
Horse/Jockey Name	Beach Club
Final Rank	6
Fastest Section Time (Section)	0:09.10 (Overall)
Top Speed [km/h] (Section)	67.0 (1000m)
Race State	Finished



Toowoomba QLD Professional
 Race 4: WIN TELEVISION BENCHMARK 58 Handicap - 1100m
 15 April 2023 - 18:01
 Track Rating: Good 4, Weather: Fine, Rail Position: +5m Entire



Section	Overall	1000m	800m	600m	400m	200m
Section Times	1:08.21 [6] (0:09.10)	0:59.11 [3] (0:11.04)	0:48.07 [3] (0:11.28)	0:36.79 [3] (0:11.61)	0:25.18 [4] (0:12.11)	0:13.07 [4] (0:13.07)
Average Speed [km/h]	39.5	65.6	63.7	61.9	59.1	54.9
Top Speed [km/h]	63.9	67.0	65.8	64.2	60.1	57.2
Avg. Dist. to Rail [m]	1.2	0.6	0.2	0.6	1.9	2.5
Avg. Stride Freq. [Hz]	2.4	2.6	2.6	2.6	2.5	2.4
Avg. Stride Length [m]	5.4	6.8	6.7	6.7	6.5	6.2



- [] Ranking at each section and finish
- .-.- No data available at this section
- NA No data available



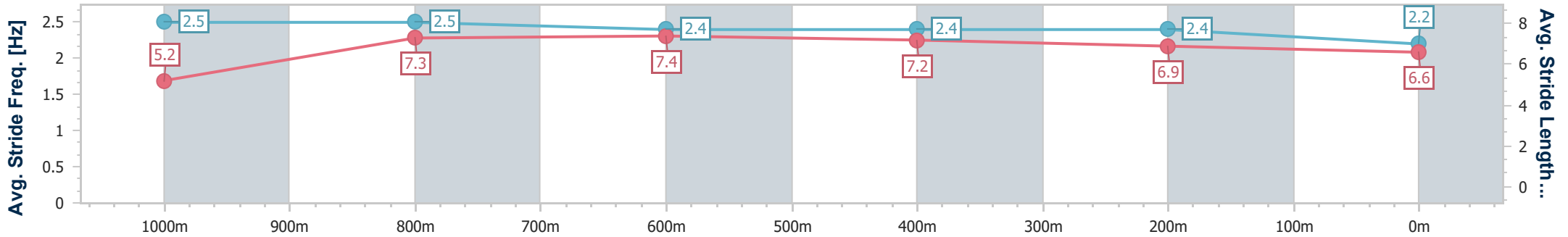
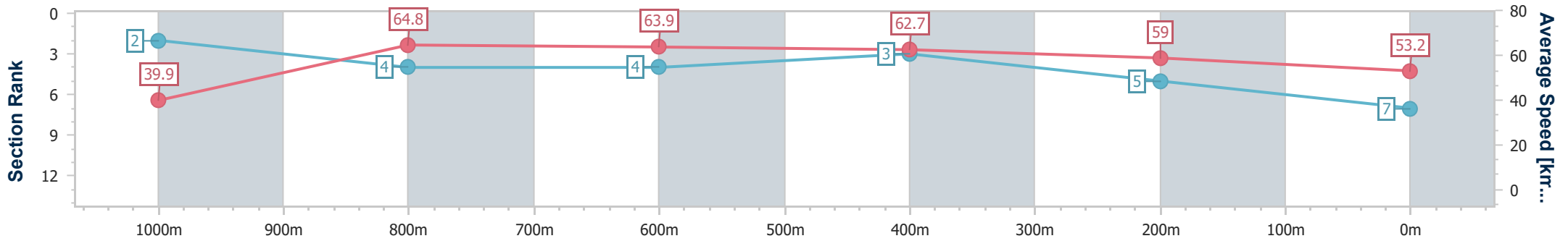
Horse/Jockey Name	Rothero Essgee
Final Rank	7
Fastest Section Time (Section)	0:08.98 (Overall)
Top Speed [km/h] (Section)	65.6 (600m)
Race State	Finished



Toowoomba QLD Professional
 Race 4: WIN TELEVISION BENCHMARK 58 Handicap - 1100m
 15 April 2023 - 18:01
 Track Rating: Good 4, Weather: Fine, Rail Position: +5m Entire



Section	Overall	1000m	800m	600m	400m	200m
Section Times	1:08.86 [7] (0:08.98)	0:59.88 [2] (0:11.28)	0:48.60 [4] (0:11.37)	0:37.23 [4] (0:11.52)	0:25.71 [3] (0:12.20)	0:13.51 [5] (0:13.51)
Average Speed [km/h]	39.9	64.8	63.9	62.7	59.0	53.2
Top Speed [km/h]	64.7	65.5	65.3	65.6	60.2	57.6
Avg. Dist. to Rail [m]	4.1	3.2	2.7	1.1	0.2	0.5
Avg. Stride Freq. [Hz]	2.5	2.5	2.4	2.4	2.4	2.2
Avg. Stride Length [m]	5.2	7.3	7.4	7.2	6.9	6.6



- [] Ranking at each section and finish
- .-.- No data available at this section
- NA No data available



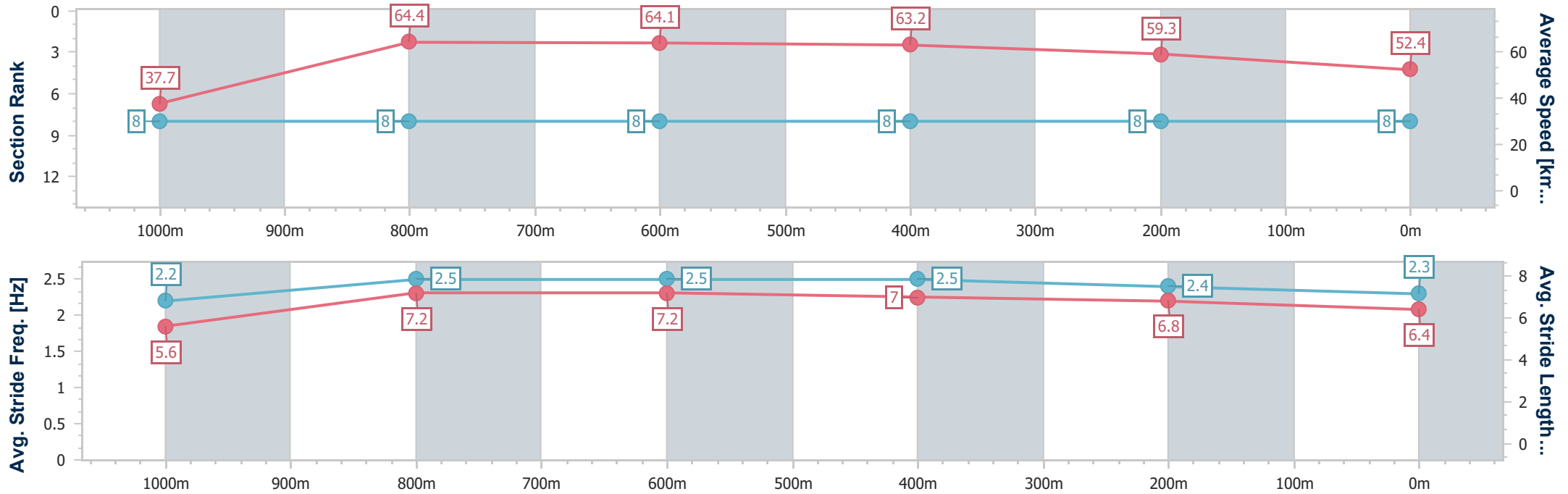
Horse/Jockey Name	Princess Kayo
Final Rank	8
Fastest Section Time (Section)	0:09.56 (Overall)
Top Speed [km/h] (Section)	65.2 (1000m)
Race State	Finished



Toowoomba QLD Professional
 Race 4: WIN TELEVISION BENCHMARK 58 Handicap - 1100m
 15 April 2023 - 18:01
 Track Rating: Good 4, Weather: Fine, Rail Position: +5m Entire



Section	Overall	1000m	800m	600m	400m	200m
Section Times	1:09.87 [8] (0:09.56)	1:00.31 [8] (0:11.34)	0:48.97 [8] (0:11.35)	0:37.62 [8] (0:11.56)	0:26.06 [8] (0:12.33)	0:13.73 [8] (0:13.73)
Average Speed [km/h]	37.7	64.4	64.1	63.2	59.3	52.4
Top Speed [km/h]	62.1	65.2	65.0	64.5	62.3	55.6
Avg. Dist. to Rail [m]	8.2	4.2	2.8	2.9	4.4	4.1
Avg. Stride Freq. [Hz]	2.2	2.5	2.5	2.5	2.4	2.3
Avg. Stride Length [m]	5.6	7.2	7.2	7.0	6.8	6.4



- [] Ranking at each section and finish
- .-.- No data available at this section
- NA No data available