

Toowoomba QLD Professional

Race 8: RACING NATION ON POWERFM Maiden Plate - 1200m

15 April 2023 - 20:31



Track Rating: Good 4, Weather: Fine, Rail Position: +5m Entire

Section														
Field Times		Overall	1000m	800m	600m	400m	200m	Last 600m						
		1:14.00 (0:14.47)	0:59.53 (0:10.99)	0:48.54 (0:11.42)	0:37.12 (0:12.24)	0:24.88 (0:12.56)	0:12.32 (0:12.32)	0:37.12						
Rank	TAB	Horse/Jockey	Barrier	Top Speed [km/h]	Fastest Section								Margin	Distance Travelled [m]
1	1	BASIL'S BOW Nathan Fazackerley	6	66.6	0:11.30	1:14.00 [1] (0:14.55)	0:59.45 [3] (0:11.30)	0:48.15 [3] (0:11.63)	0:36.52 [3] (0:12.02)	0:24.50 [3] (0:12.18)	0:12.32 [2] (0:12.32)	1:14.00	0:36.52	
2	7	MR WANDJI Nozi Tomizawa	1	66.2	0:11.10	1:14.30 [2] (0:14.49)	0:59.81 [2] (0:11.10)	0:48.71 [2] (0:11.52)	0:37.19 [2] (0:12.20)	0:24.99 [2] (0:12.38)	0:12.61 [1] (0:12.61)	1.5L	0:37.19	-2
3	12	CANUCK Georgina Cartwright	18	65.9	0:11.28	1:14.72 [3] (0:15.20)	0:59.52 [9] (0:11.28)	0:48.24 [9] (0:11.73)	0:36.51 [10] (0:12.13)	0:24.38 [9] (0:12.07)	0:12.31 [5] (0:12.31)	4L	0:36.51	+3
4	4	BRINGME Justin Stanley	14	66.6	0:11.27	1:15.12 [4] (0:14.72)	1:00.40 [4] (0:11.27)	0:49.13 [4] (0:11.71)	0:37.42 [4] (0:12.19)	0:25.23 [4] (0:12.46)	0:12.77 [3] (0:12.77)	6.3L	0:37.42	+0
5	11	TERESHKOVA Casey Waddell	5	66.1	0:11.27	1:15.37 [5] (0:14.91)	1:00.46 [6] (0:11.27)	0:49.19 [7] (0:11.74)	0:37.45 [6] (0:12.12)	0:25.33 [5] (0:12.50)	0:12.83 [6] (0:12.83)	7.6L	0:37.45	+0
6	8	ALBERTA THE FOX Adin Thompson	16	66.1	0:11.38	1:15.61 [6] (0:14.72)	1:00.89 [5] (0:11.38)	0:49.51 [6] (0:11.77)	0:37.74 [7] (0:12.28)	0:25.46 [8] (0:12.58)	0:12.88 [8] (0:12.88)	8.9L	0:37.74	+5
7	3	POINT GUARD Montanna Savva	11	65.6	0:11.15	1:15.71 [7] (0:15.32)	1:00.39 [10] (0:11.15)	0:49.24 [10] (0:11.59)	0:37.65 [9] (0:12.32)	0:25.33 [10] (0:12.64)	0:12.69 [10] (0:12.69)	9.4L	0:37.65	-5
8	9	LIGHT UP THE DAWN Micheal Hellyer	9	66.5	0:11.16	1:15.83 [8] (0:15.04)	1:00.79 [8] (0:11.16)	0:49.63 [8] (0:11.81)	0:37.82 [8] (0:12.16)	0:25.66 [7] (0:12.47)	0:13.19 [7] (0:13.19)	9.9L	0:37.82	+5
9	6	ELUSIVE WISDOM Michael Murphy	4	66.5	0:11.09	1:16.29 [9] (0:15.04)	1:01.25 [7] (0:11.09)	0:50.16 [5] (0:11.59)	0:38.57 [5] (0:12.39)	0:26.18 [6] (0:12.81)	0:13.37 [9] (0:13.37)	12.4L	0:38.57	-7
10	14	DRAGON CLAWS Alisha Donald	8	68.1	0:10.99	1:16.85 [10] (0:14.47)	1:02.38 [1] (0:10.99)	0:51.39 [1] (0:11.42)	0:39.97 [1] (0:12.24)	0:27.73 [1] (0:13.15)	0:14.58 [4] (0:14.58)	15.7L	0:39.97	-4

Scratched: Belphegor (#2), Dis Is Duke (#5), I Am Real (#10), Seenuscoming (#13), Freeman Fury (#15), Showroad (#16), Spooky Spectre (#17), On The Mantle (#18), I'm Rushin (#19)



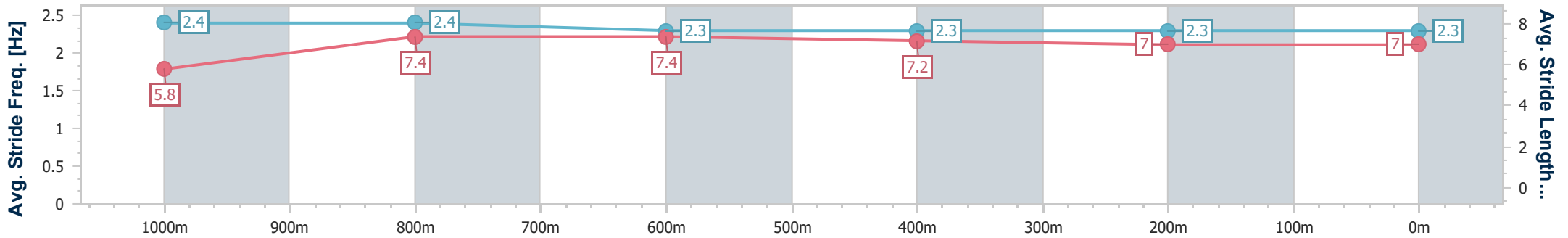
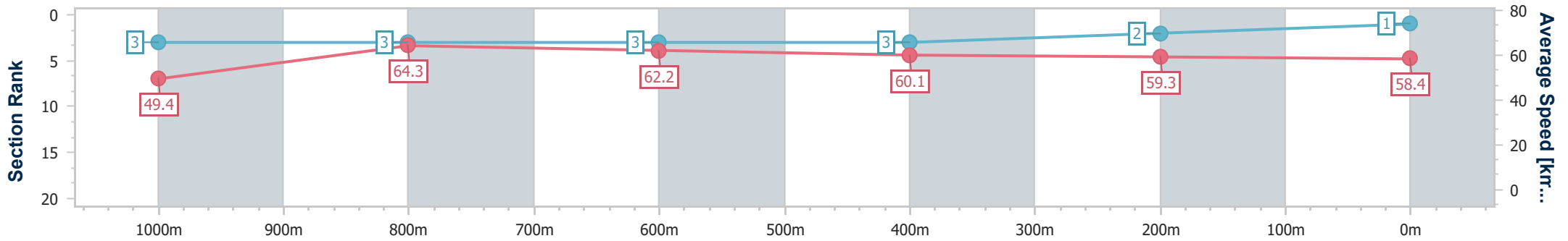
Horse/Jockey Name	Basil's Bow
Final Rank	1
Fastest Section Time (Section)	0:11.30 (1000m)
Top Speed [km/h] (Section)	66.6 (Overall)
Race State	Finished



Toowoomba QLD Professional
 Race 8: RACING NATION ON POWERFM Maiden Plate - 1200m
 15 April 2023 - 20:31
 Track Rating: Good 4, Weather: Fine, Rail Position: +5m Entire



Section	Overall	1000m	800m	600m	400m	200m
Section Times	1:14.00 [1] (0:14.55)	0:59.45 [3] (0:11.30)	0:48.15 [3] (0:11.63)	0:36.52 [3] (0:12.02)	0:24.50 [3] (0:12.18)	0:12.32 [2] (0:12.32)
Average Speed [km/h]	49.4	64.3	62.2	60.1	59.3	58.4
Top Speed [km/h]	66.6	66.3	63.0	61.7	60.6	59.9
Avg. Dist. to Rail [m]	2.1	1.9	1.5	0.5	1.0	1.3
Avg. Stride Freq. [Hz]	2.4	2.4	2.3	2.3	2.3	2.3
Avg. Stride Length [m]	5.8	7.4	7.4	7.2	7.0	7.0



- [] Ranking at each section and finish
- .-.- No data available at this section
- NA No data available



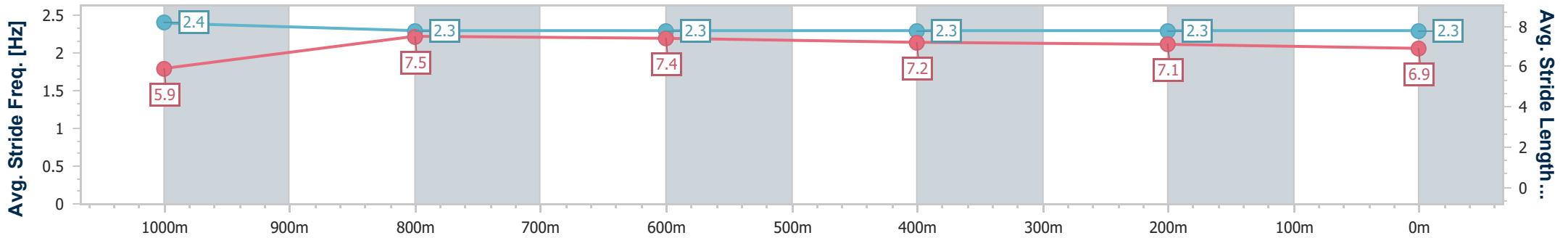
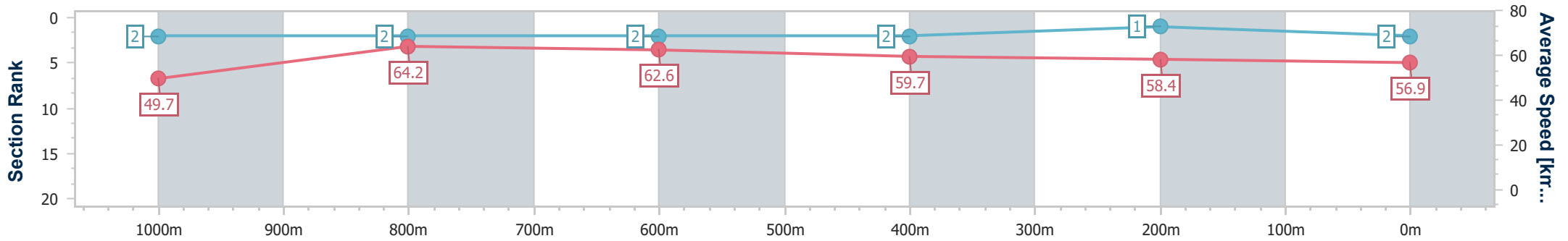
Horse/Jockey Name	Mr Wandji
Final Rank	2
Fastest Section Time (Section)	0:11.10 (1000m)
Top Speed [km/h] (Section)	66.2 (Overall)
Race State	Finished



Toowoomba QLD Professional
 Race 8: RACING NATION ON POWERFM Maiden Plate - 1200m
 15 April 2023 - 20:31
 Track Rating: Good 4, Weather: Fine, Rail Position: +5m Entire



Section	Overall	1000m	800m	600m	400m	200m
Section Times	1:14.30 [2] (0:14.49)	0:59.81 [2] (0:11.10)	0:48.71 [2] (0:11.52)	0:37.19 [2] (0:12.20)	0:24.99 [2] (0:12.38)	0:12.61 [1] (0:12.61)
Average Speed [km/h]	49.7	64.2	62.6	59.7	58.4	56.9
Top Speed [km/h]	66.2	66.2	63.3	62.7	59.2	58.6
Avg. Dist. to Rail [m]	4.9	3.1	1.0	2.2	1.0	1.4
Avg. Stride Freq. [Hz]	2.4	2.3	2.3	2.3	2.3	2.3
Avg. Stride Length [m]	5.9	7.5	7.4	7.2	7.1	6.9



- [] Ranking at each section and finish
- .-.- No data available at this section
- NA No data available



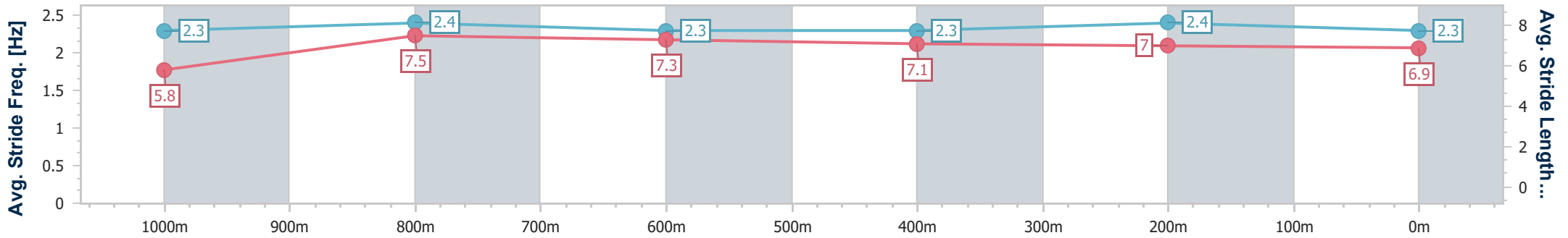
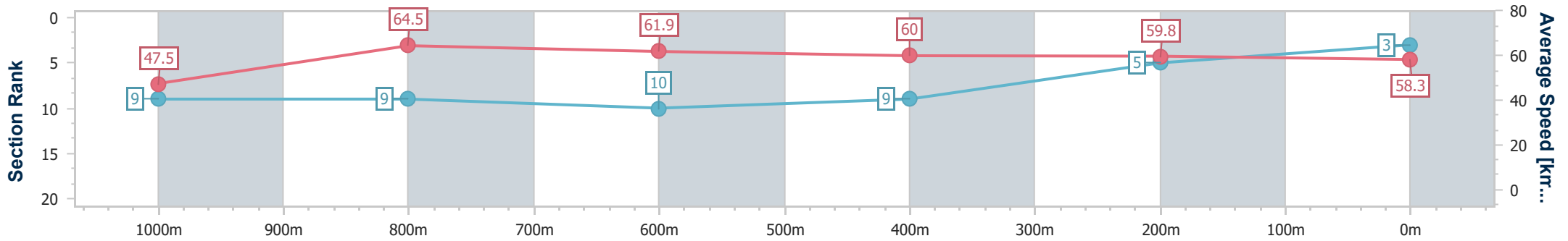
Horse/Jockey Name	Canuck
Final Rank	3
Fastest Section Time (Section)	0:11.28 (1000m)
Top Speed [km/h] (Section)	65.9 (1000m)
Race State	Finished



Toowoomba QLD Professional
 Race 8: RACING NATION ON POWERFM Maiden Plate - 1200m
 15 April 2023 - 20:31
 Track Rating: Good 4, Weather: Fine, Rail Position: +5m Entire



Section	Overall	1000m	800m	600m	400m	200m
Section Times	1:14.72 [3] (0:15.20)	0:59.52 [9] (0:11.28)	0:48.24 [9] (0:11.73)	0:36.51 [10] (0:12.13)	0:24.38 [9] (0:12.07)	0:12.31 [5]
Average Speed [km/h]	47.5	64.5	61.9	60.0	59.8	58.3
Top Speed [km/h]	64.8	65.9	64.1	62.0	60.5	59.4
Avg. Dist. to Rail [m]	8.3	3.1	2.7	2.0	0.7	0.7
Avg. Stride Freq. [Hz]	2.3	2.4	2.3	2.3	2.4	2.3
Avg. Stride Length [m]	5.8	7.5	7.3	7.1	7.0	6.9



- [] Ranking at each section and finish
- .-.- No data available at this section
- NA No data available



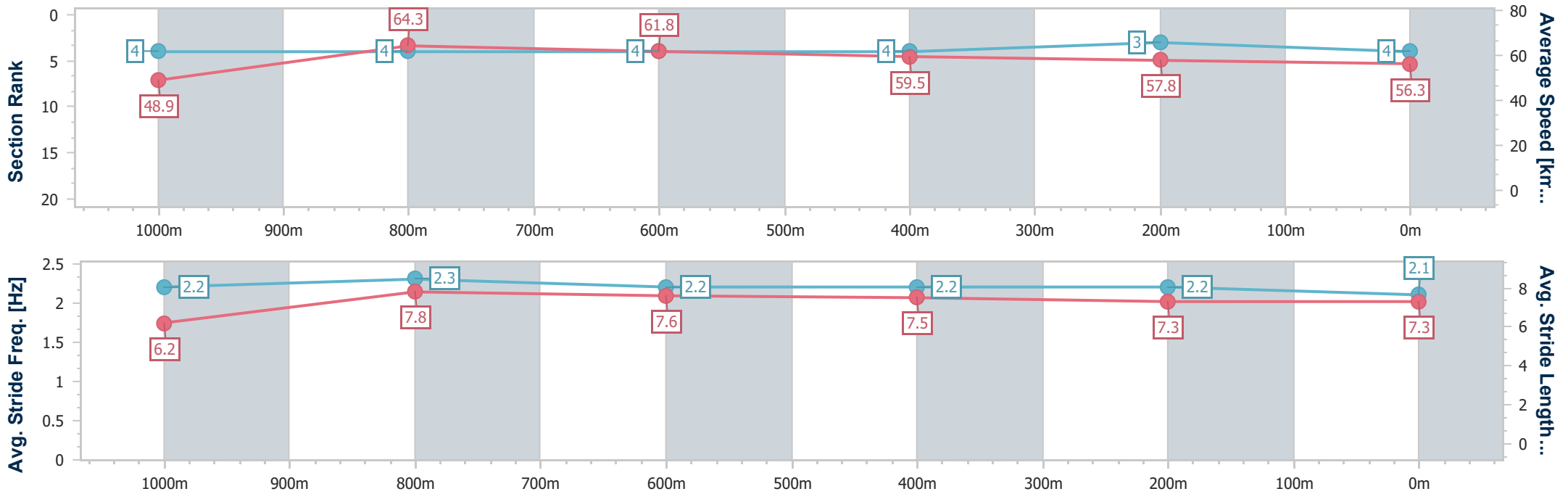
Horse/Jockey Name	Bringme
Final Rank	4
Fastest Section Time (Section)	0:11.27 (1000m)
Top Speed [km/h] (Section)	66.6 (1000m)
Race State	Finished



Toowoomba QLD Professional
 Race 8: RACING NATION ON POWERFM Maiden Plate - 1200m
 15 April 2023 - 20:31
 Track Rating: Good 4, Weather: Fine, Rail Position: +5m Entire



Section	Overall	1000m	800m	600m	400m	200m
Section Times	1:15.12 [4] (0:14.72)	1:00.40 [4] (0:11.27)	0:49.13 [4] (0:11.71)	0:37.42 [4] (0:12.19)	0:25.23 [4] (0:12.46)	0:12.77 [3] (0:12.77)
Average Speed [km/h]	48.9	64.3	61.8	59.5	57.8	56.3
Top Speed [km/h]	65.5	66.6	62.8	61.5	59.1	57.6
Avg. Dist. to Rail [m]	6.3	2.4	1.6	1.1	0.6	0.4
Avg. Stride Freq. [Hz]	2.2	2.3	2.2	2.2	2.2	2.1
Avg. Stride Length [m]	6.2	7.8	7.6	7.5	7.3	7.3



- [] Ranking at each section and finish
- .-.- No data available at this section
- NA No data available



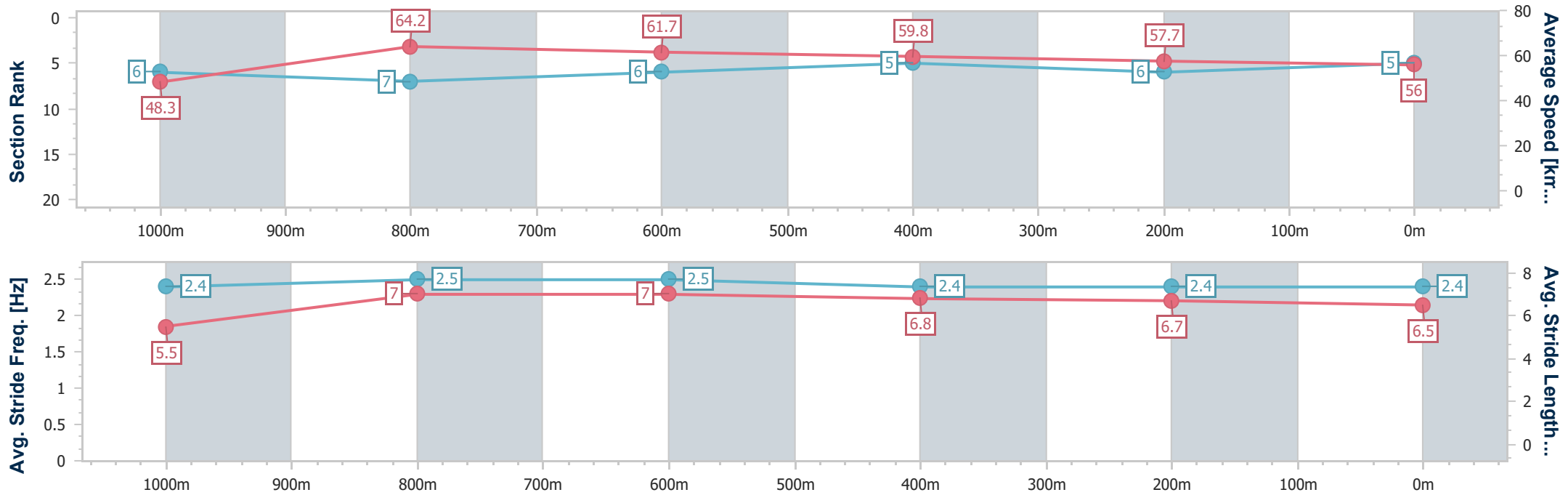
Horse/Jockey Name	Tereshkova
Final Rank	5
Fastest Section Time (Section)	0:11.27 (1000m)
Top Speed [km/h] (Section)	66.1 (1000m)
Race State	Finished



Toowoomba QLD Professional
 Race 8: RACING NATION ON POWERFM Maiden Plate - 1200m
 15 April 2023 - 20:31
 Track Rating: Good 4, Weather: Fine, Rail Position: +5m Entire



Section	Overall	1000m	800m	600m	400m	200m
Section Times	1:15.37 [5] (0:14.91)	1:00.46 [6] (0:11.27)	0:49.19 [7] (0:11.74)	0:37.45 [6] (0:12.12)	0:25.33 [5] (0:12.50)	0:12.83 [6] (0:12.83)
Average Speed [km/h]	48.3	64.2	61.7	59.8	57.7	56.0
Top Speed [km/h]	65.8	66.1	62.4	61.5	59.2	57.6
Avg. Dist. to Rail [m]	3.7	1.6	1.3	1.2	0.7	0.8
Avg. Stride Freq. [Hz]	2.4	2.5	2.5	2.4	2.4	2.4
Avg. Stride Length [m]	5.5	7.0	7.0	6.8	6.7	6.5



- [] Ranking at each section and finish
- .-.- No data available at this section
- NA No data available



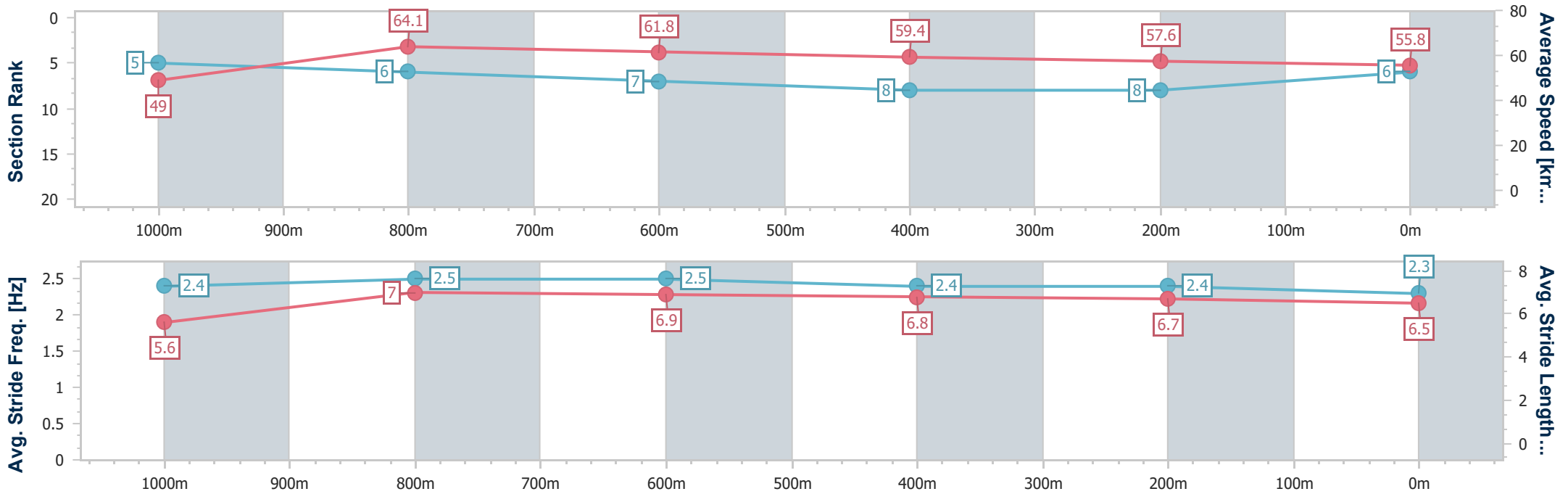
Horse/Jockey Name	Alberta The Fox
Final Rank	6
Fastest Section Time (Section)	0:11.38 (1000m)
Top Speed [km/h] (Section)	66.1 (1000m)
Race State	Finished



Toowoomba QLD Professional
 Race 8: RACING NATION ON POWERFM Maiden Plate - 1200m
 15 April 2023 - 20:31
 Track Rating: Good 4, Weather: Fine, Rail Position: +5m Entire



Section	Overall	1000m	800m	600m	400m	200m
Section Times	1:15.61 [6] (0:14.72)	1:00.89 [5] (0:11.38)	0:49.51 [6] (0:11.77)	0:37.74 [7] (0:12.28)	0:25.46 [8] (0:12.58)	0:12.88 [8] (0:12.88)
Average Speed [km/h]	49.0	64.1	61.8	59.4	57.6	55.8
Top Speed [km/h]	65.3	66.1	62.3	62.0	58.5	56.9
Avg. Dist. to Rail [m]	6.5	4.0	2.5	2.4	2.3	3.0
Avg. Stride Freq. [Hz]	2.4	2.5	2.5	2.4	2.4	2.3
Avg. Stride Length [m]	5.6	7.0	6.9	6.8	6.7	6.5



- [] Ranking at each section and finish
- .-.- No data available at this section
- NA No data available



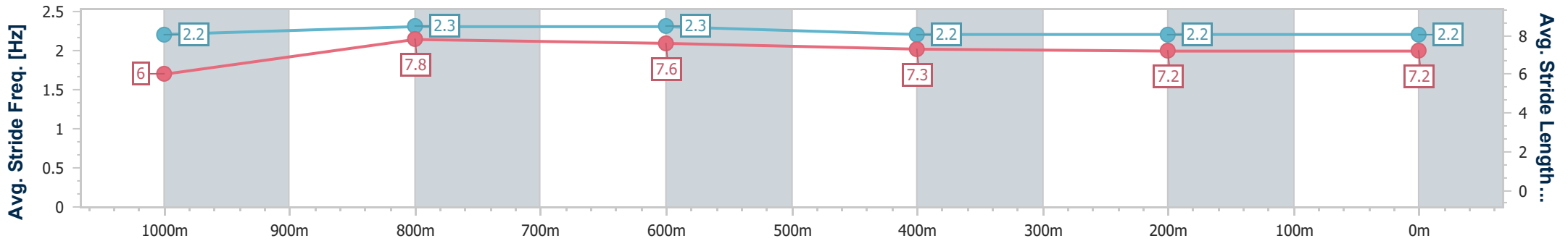
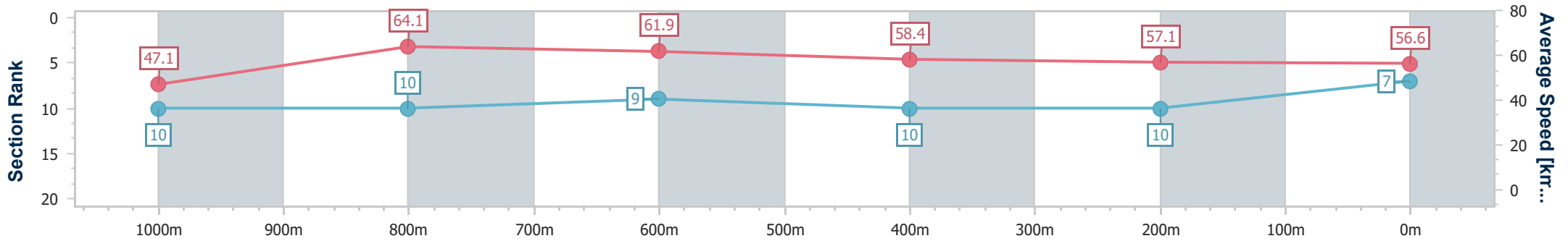
Horse/Jockey Name	Point Guard
Final Rank	7
Fastest Section Time (Section)	0:11.15 (1000m)
Top Speed [km/h] (Section)	65.6 (1000m)
Race State	Finished



Toowoomba QLD Professional
 Race 8: RACING NATION ON POWERFM Maiden Plate - 1200m
 15 April 2023 - 20:31
 Track Rating: Good 4, Weather: Fine, Rail Position: +5m Entire



Section	Overall	1000m	800m	600m	400m	200m
Section Times	1:15.71 [7] (0:15.32)	1:00.39 [10] (0:11.15)	0:49.24 [10] (0:11.59)	0:37.65 [9] (0:12.32)	0:25.33 [10] (0:12.64)	0:12.69 [10] (0:12.69)
Average Speed [km/h]	47.1	64.1	61.9	58.4	57.1	56.6
Top Speed [km/h]	64.8	65.6	63.3	60.6	57.9	57.2
Avg. Dist. to Rail [m]	3.8	1.9	1.1	0.3	1.0	1.3
Avg. Stride Freq. [Hz]	2.2	2.3	2.3	2.2	2.2	2.2
Avg. Stride Length [m]	6.0	7.8	7.6	7.3	7.2	7.2



- [] Ranking at each section and finish
- .-.- No data available at this section
- NA No data available



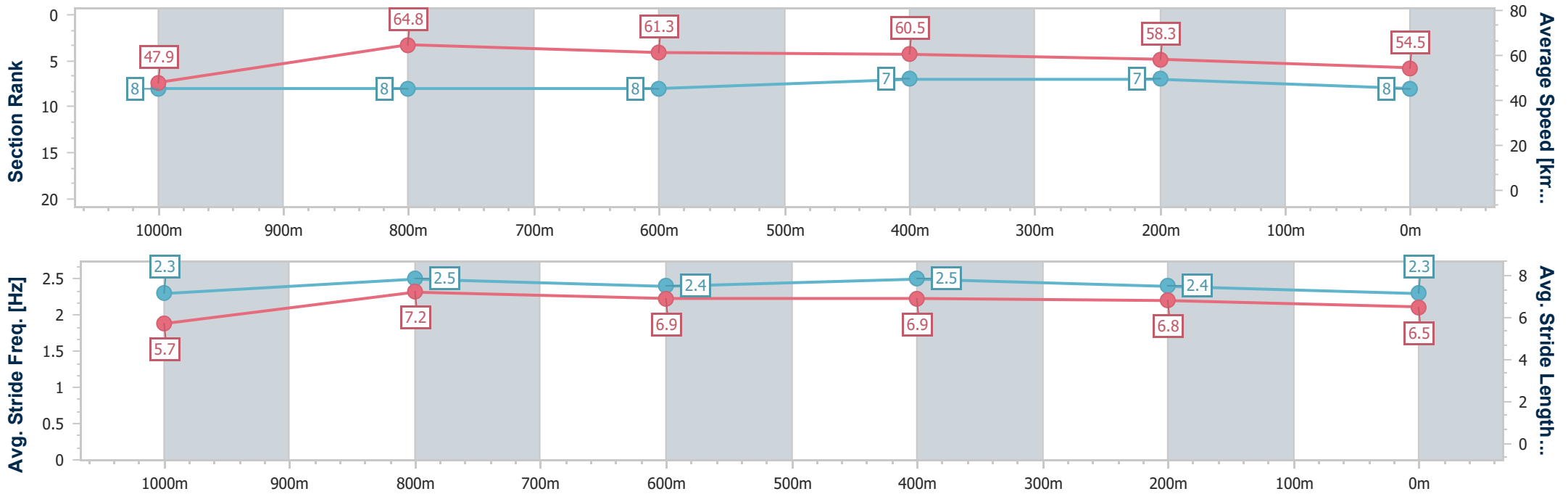
Horse/Jockey Name	Light Up The Dawn
Final Rank	8
Fastest Section Time (Section)	0:11.16 (1000m)
Top Speed [km/h] (Section)	66.5 (1000m)
Race State	Finished



Toowoomba QLD Professional
 Race 8: RACING NATION ON POWERFM Maiden Plate - 1200m
 15 April 2023 - 20:31
 Track Rating: Good 4, Weather: Fine, Rail Position: +5m Entire



Section	Overall	1000m	800m	600m	400m	200m
Section Times	1:15.83 [8] (0:15.04)	1:00.79 [8] (0:11.16)	0:49.63 [8] (0:11.81)	0:37.82 [8] (0:12.16)	0:25.66 [7] (0:12.47)	0:13.19 [7] (0:13.19)
Average Speed [km/h]	47.9	64.8	61.3	60.5	58.3	54.5
Top Speed [km/h]	66.1	66.5	63.2	61.3	60.0	56.8
Avg. Dist. to Rail [m]	5.9	1.8	2.4	4.1	3.4	5.0
Avg. Stride Freq. [Hz]	2.3	2.5	2.4	2.5	2.4	2.3
Avg. Stride Length [m]	5.7	7.2	6.9	6.9	6.8	6.5



- [] Ranking at each section and finish
- .-.- No data available at this section
- NA No data available



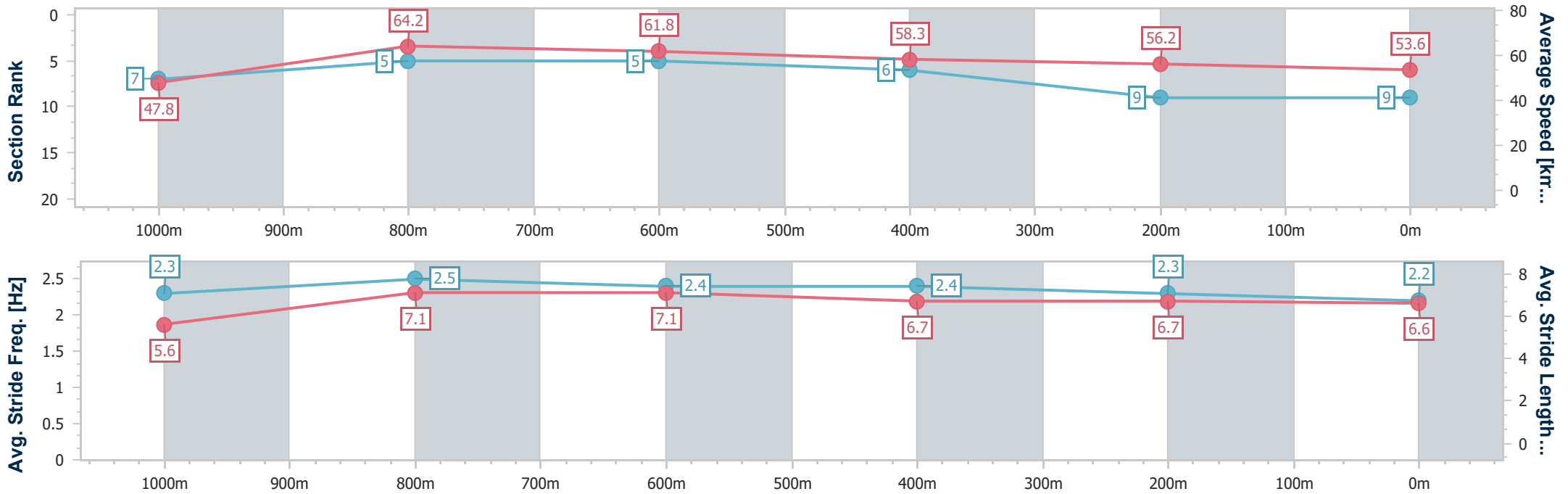
Horse/Jockey Name	Elusive Wisdom
Final Rank	9
Fastest Section Time (Section)	0:11.09 (1000m)
Top Speed [km/h] (Section)	66.5 (1000m)
Race State	Finished



Toowoomba QLD Professional
 Race 8: RACING NATION ON POWERFM Maiden Plate - 1200m
 15 April 2023 - 20:31
 Track Rating: Good 4, Weather: Fine, Rail Position: +5m Entire



Section	Overall	1000m	800m	600m	400m	200m
Section Times	1:16.29 [9] (0:15.04)	1:01.25 [7] (0:11.09)	0:50.16 [5] (0:11.59)	0:38.57 [5] (0:12.39)	0:26.18 [6] (0:12.81)	0:13.37 [9] (0:13.37)
Average Speed [km/h]	47.8	64.2	61.8	58.3	56.2	53.6
Top Speed [km/h]	66.4	66.5	63.1	62.0	58.0	56.1
Avg. Dist. to Rail [m]	3.4	3.0	1.2	0.8	0.9	1.3
Avg. Stride Freq. [Hz]	2.3	2.5	2.4	2.4	2.3	2.2
Avg. Stride Length [m]	5.6	7.1	7.1	6.7	6.7	6.6



- [] Ranking at each section and finish
- .-.- No data available at this section
- NA No data available



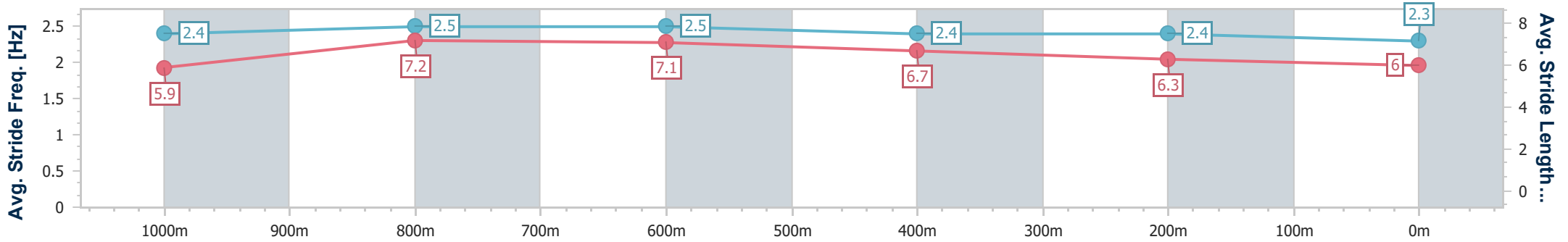
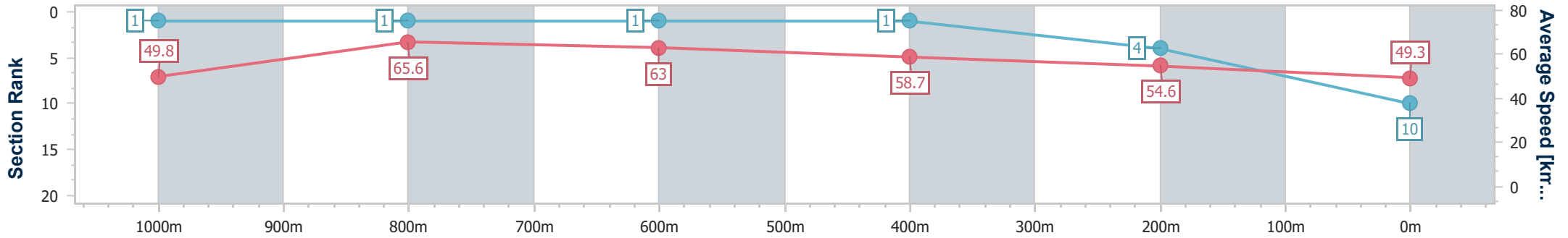
Horse/Jockey Name	Dragon Claws
Final Rank	10
Fastest Section Time (Section)	0:10.99 (1000m)
Top Speed [km/h] (Section)	68.1 (1000m)
Race State	Finished



Toowoomba QLD Professional
 Race 8: RACING NATION ON POWERFM Maiden Plate - 1200m
 15 April 2023 - 20:31
 Track Rating: Good 4, Weather: Fine, Rail Position: +5m Entire



Section	Overall	1000m	800m	600m	400m	200m
Section Times	1:16.85 [10] (0:14.47)	1:02.38 [1] (0:10.99)	0:51.39 [1] (0:11.42)	0:39.97 [1] (0:12.24)	0:27.73 [1] (0:13.15)	0:14.58 [4] (0:14.58)
Average Speed [km/h]	49.8	65.6	63.0	58.7	54.6	49.3
Top Speed [km/h]	67.8	68.1	64.4	60.7	57.2	52.2
Avg. Dist. to Rail [m]	5.7	0.9	0.3	0.6	1.0	2.0
Avg. Stride Freq. [Hz]	2.4	2.5	2.5	2.4	2.4	2.3
Avg. Stride Length [m]	5.9	7.2	7.1	6.7	6.3	6.0



- [] Ranking at each section and finish
- .-.- No data available at this section
- NA No data available