



Aquis Park Gold Coast Poly QLD Professional

Race 1: COAST TO COAST RACEDAY 6 MAY Class 2 Handicap - 1900m

22 April 2023 - 12:59



Track Rating: Synthetic, Weather: Overcast, Rail Position: True

Section		Overall	1800m	1600m	1400m	1200m	1000m	800m	Last 600m				
Field Times		1:58.46 (0:07.96)	1:50.50 (0:11.55)	1:38.95 (0:12.17)	1:26.78 (0:12.78)	1:14.00 (0:13.15)	1:00.85 (0:12.27)	0:48.58 (0:12.23)	0:36.35				
Rank	TAB Horse/Jockey	Barrier	Top Speed [km/h]	Fastest Section									Distance Travelled [m]
1	2 CORDYCEPS MIRACLE Bailey Wheeler	5	66.8 1800m	0:08.27 Overall	1:58.46 [1] (0:08.27)	1:50.19 [3] (0:11.25)	1:38.94 [1] (0:12.16)	1:26.78 [1] (0:12.78)	1:14.00 [1] (0:13.15)	1:00.85 [1] (0:12.34)	0:48.51 [2] (0:12.16)	0:36.35	
2	3 RISE'N'SHINE Craig Robertson	3	64.1 1800m	0:08.31 Overall	1:59.24 [2] (0:08.31)	1:50.93 [5] (0:11.55)	1:39.38 [5] (0:12.40)	1:26.98 [6] (0:12.96)	1:14.02 [6] (0:12.77)	1:01.25 [6] (0:12.41)	0:48.84 [5] (0:12.31)	0:36.53	+8
3	5 CLOUDY MISS Cody Collis	6	64.1 1800m	0:07.96 Overall	1:59.28 [3] (0:07.96)	1:51.32 [1] (0:11.55)	1:39.77 [2] (0:12.21)	1:27.56 [2] (0:12.97)	1:14.59 [2] (0:13.04)	1:01.55 [3] (0:12.52)	0:49.03 [3] (0:12.27)	0:36.76	-5
4	1 REFLECTING IMAGE Dan McGillivray	4	66.2 1800m	0:08.27 Overall	1:59.79 [4] (0:08.27)	1:51.52 [4] (0:11.30)	1:40.22 [4] (0:12.34)	1:27.88 [4] (0:12.99)	1:14.89 [4] (0:12.98)	1:01.91 [5] (0:12.54)	0:49.37 [6] (0:12.38)	0:36.99	+5
5	4 WANDILLA Andrew Spinks	2	64.1 1800m	0:08.32 Overall	2:00.75 [5] (0:08.32)	1:52.43 [6] (0:11.58)	1:40.85 [6] (0:12.25)	1:28.60 [5] (0:12.95)	1:15.65 [5] (0:12.53)	1:03.12 [2] (0:12.25)	0:50.87 [1] (0:12.30)	0:38.57	+2
6	6 FOXHOLE Karl Zechner	1	64.8 1800m	0:08.06 Overall	2:02.97 [6] (0:08.06)	1:54.91 [2] (0:11.49)	1:43.42 [3] (0:12.29)	1:31.13 [3] (0:13.04)	1:18.09 [3] (0:12.97)	1:05.12 [4] (0:12.52)	0:52.60 [4] (0:12.36)	0:40.24	+0

[] Ranking at each section and finish
 -:-:-:- No data available at this section
 NA No data available

SCN Saddle cloth number
 DNF Did not finish
 DNT Did not track



Aquis Park Gold Coast Poly QLD Professional

Race 1: COAST TO COAST RACEDAY 6 MAY Class 2 Handicap - 1900m

22 April 2023 - 12:59



Track Rating: Synthetic, Weather: Overcast, Rail Position: True

Section				600m	400m	200m			Last 600m		
Field Times				0:36.35 (0:11.87)	0:24.48 (0:12.27)	0:12.21 (0:12.21)			0:36.35		
Rank	TAB	Horse/Jockey	Barrier	Top Speed [km/h]	Fastest Section	Margin			Distance Travelled [m]		
1	2	CORDYCEPS MIRACLE Bailey Wheeler	5	66.8 1800m	0:08.27 Overall	0:36.35 [1] (0:11.87)	0:24.48 [1] (0:12.27)	0:12.21 [1] (0:12.21)	1:58.46	0:36.35	
2	3	RISE'N'SHINE Craig Robertson	3	64.1 1800m	0:08.31 Overall	0:36.53 [4] (0:12.02)	0:24.51 [4] (0:12.24)	0:12.27 [3] (0:12.27)	4.5L	0:36.53	+8
3	5	CLOUDY MISS Cody Collis	6	64.1 1800m	0:07.96 Overall	0:36.76 [3] (0:11.88)	0:24.88 [3] (0:12.38)	0:12.50 [2] (0:12.50)	4.7L	0:36.76	-5
4	1	REFLECTING IMAGE Dan McGillivray	4	66.2 1800m	0:08.27 Overall	0:36.99 [6] (0:12.26)	0:24.73 [5] (0:12.42)	0:12.31 [5] (0:12.31)	7.7L	0:36.99	+5
5	4	WANDILLA Andrew Spinks	2	64.1 1800m	0:08.32 Overall	0:38.57 [2] (0:12.20)	0:26.37 [2] (0:12.75)	0:13.62 [4] (0:13.62)	13.2L	0:38.57	+2
6	6	FOXHOLE Karl Zechner	1	64.8 1800m	0:08.06 Overall	0:40.24 [5] (0:12.43)	0:27.81 [6] (0:13.56)	0:14.25 [6] (0:14.25)	26.2L	0:40.24	+0

[] Ranking at each section and finish
 -:-:-:- No data available at this section
 NA No data available

SCN Saddle cloth number
 DNF Did not finish
 DNT Did not track



Horse/Jockey Name	Cordyceps Miracle
Final Rank	1
Fastest Section Time (Section)	0:08.27 (Overall)
Top Speed [km/h] (Section)	66.8 (1800m)
Race State	Finished



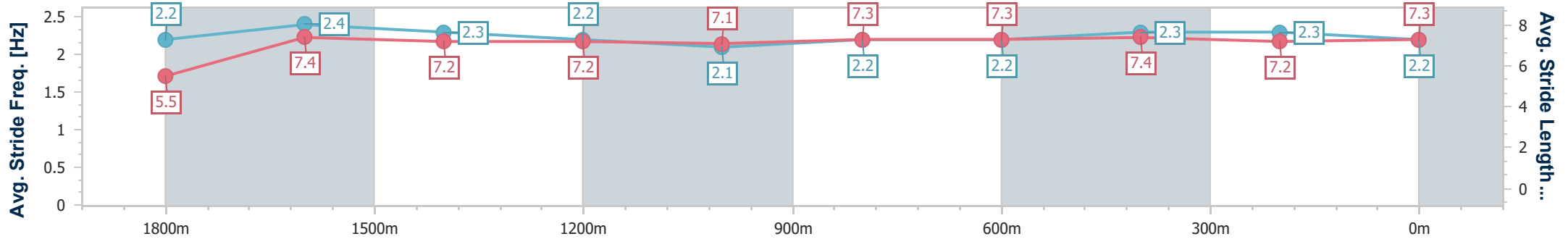
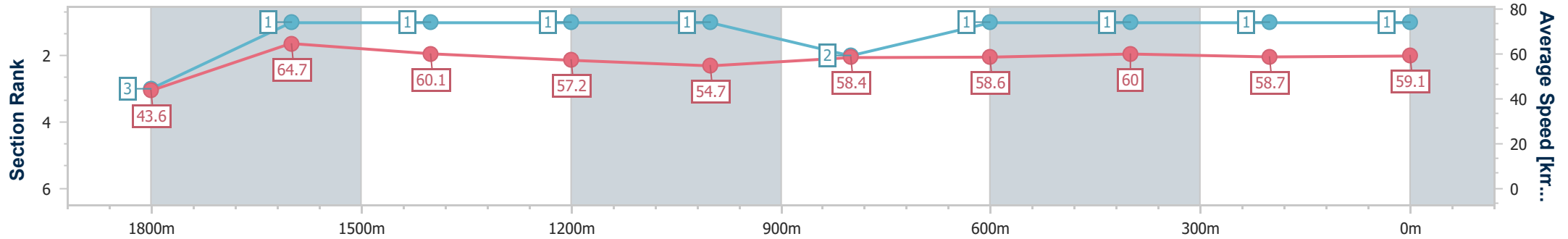
Aquis Park Gold Coast Poly QLD Professional
 Race 1: COAST TO COAST RACEDAY 6 MAY Class 2 Handicap - 1900m



22 April 2023 - 12:59

Track Rating: Synthetic, Weather: Overcast, Rail Position: True

Section	Overall	1800m	1600m	1400m	1200m	1000m	800m	600m	400m	200m
Section Times	1:58.46 [1] (0:08.27)	1:50.19 [3] (0:11.25)	1:38.94 [1] (0:12.16)	1:26.78 [1] (0:12.78)	1:14.00 [1] (0:13.15)	1:00.85 [1] (0:12.34)	0:48.51 [2] (0:12.16)	0:36.35 [1] (0:11.87)	0:24.48 [1] (0:12.27)	0:12.21 [1] (0:12.21)
Average Speed [km/h]	43.6	64.7	60.1	57.2	54.7	58.4	58.6	60.0	58.7	59.1
Top Speed [km/h]	60.1	66.8	62.5	58.4	55.3	59.4	61.1	61.6	59.7	60.3
Avg. Dist. to Rail [m]	3.9	3.3	3.8	2.1	0.9	0.5	1.4	1.8	0.7	1.3
Avg. Stride Freq. [Hz]	2.2	2.4	2.3	2.2	2.1	2.2	2.2	2.3	2.3	2.2
Avg. Stride Length [m]	5.5	7.4	7.2	7.2	7.1	7.3	7.3	7.4	7.2	7.3



- [] Ranking at each section and finish
- .-.- No data available at this section
- NA No data available



Horse/Jockey Name	Rise'n'shine
Final Rank	2
Fastest Section Time (Section)	0:08.31 (Overall)
Top Speed [km/h] (Section)	64.1 (1800m)
Race State	Finished



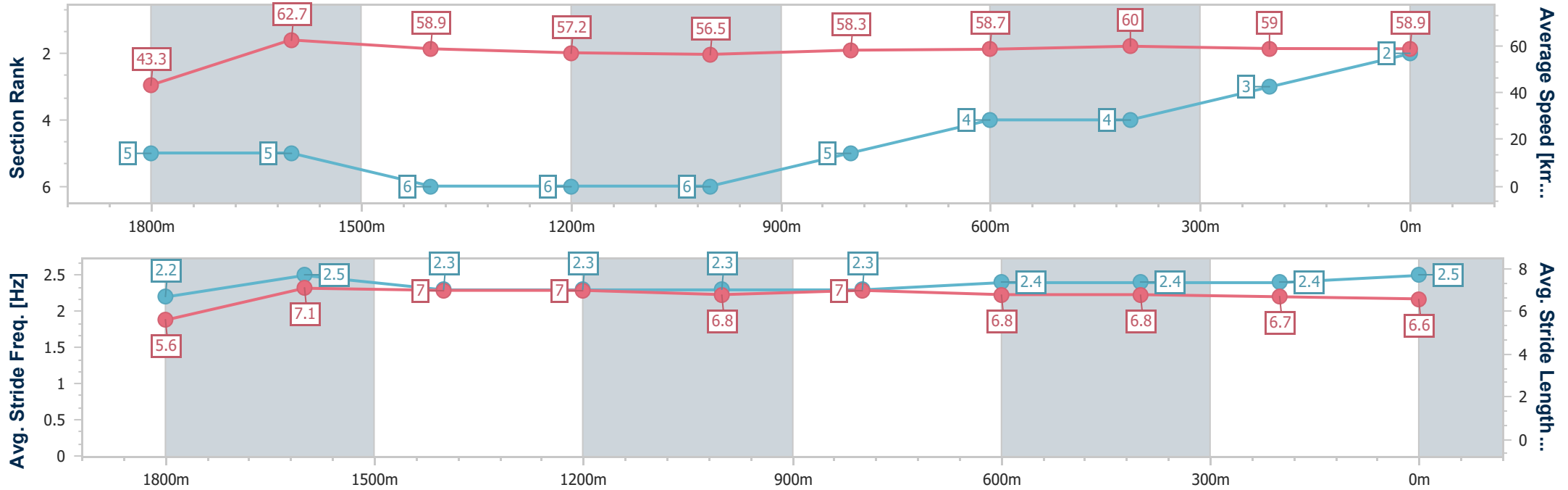
Aquis Park Gold Coast Poly QLD Professional
 Race 1: COAST TO COAST RACEDAY 6 MAY Class 2 Handicap - 1900m



22 April 2023 - 12:59

Track Rating: Synthetic, Weather: Overcast, Rail Position: True

Section	Overall	1800m	1600m	1400m	1200m	1000m	800m	600m	400m	200m
Section Times	1:59.24 [2] (0:08.31)	1:50.93 [5] (0:11.55)	1:39.38 [5] (0:12.40)	1:26.98 [6] (0:12.96)	1:14.02 [6] (0:12.77)	1:01.25 [6] (0:12.41)	0:48.84 [5] (0:12.31)	0:36.53 [4] (0:12.02)	0:24.51 [4] (0:12.24)	0:12.27 [3] (0:12.27)
Average Speed [km/h]	43.3	62.7	58.9	57.2	56.5	58.3	58.7	60.0	59.0	58.9
Top Speed [km/h]	61.4	64.1	61.3	57.7	58.4	59.4	59.7	61.5	61.1	59.6
Avg. Dist. to Rail [m]	1.7	1.4	4.5	3.8	3.0	2.2	0.8	0.5	3.1	4.7
Avg. Stride Freq. [Hz]	2.2	2.5	2.3	2.3	2.3	2.3	2.4	2.4	2.4	2.5
Avg. Stride Length [m]	5.6	7.1	7.0	7.0	6.8	7.0	6.8	6.8	6.7	6.6



- [] Ranking at each section and finish
- .-.- No data available at this section
- NA No data available



Horse/Jockey Name	Cloudy Miss
Final Rank	3
Fastest Section Time (Section)	0:07.96 (Overall)
Top Speed [km/h] (Section)	64.1 (1800m)
Race State	Finished



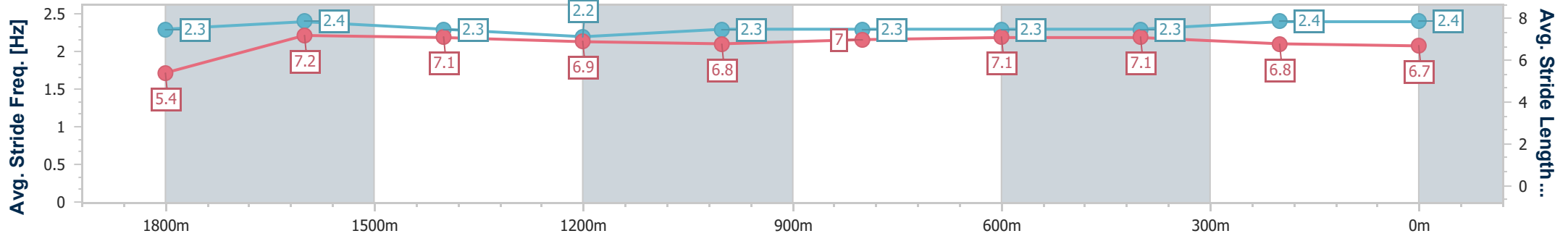
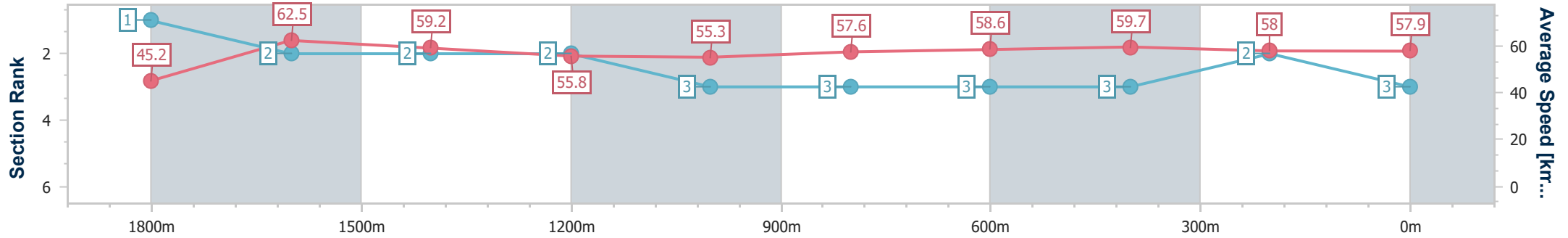
Aquis Park Gold Coast Poly QLD Professional
 Race 1: COAST TO COAST RACEDAY 6 MAY Class 2 Handicap - 1900m



22 April 2023 - 12:59

Track Rating: Synthetic, Weather: Overcast, Rail Position: True

Section	Overall	1800m	1600m	1400m	1200m	1000m	800m	600m	400m	200m
Section Times	1:59.28 [3] (0:07.96)	1:51.32 [1] (0:11.55)	1:39.77 [2] (0:12.21)	1:27.56 [2] (0:12.97)	1:14.59 [2] (0:13.04)	1:01.55 [3] (0:12.52)	0:49.03 [3] (0:12.27)	0:36.76 [3] (0:11.88)	0:24.88 [3] (0:12.38)	0:12.50 [2] (0:12.50)
Average Speed [km/h]	45.2	62.5	59.2	55.8	55.3	57.6	58.6	59.7	58.0	57.9
Top Speed [km/h]	62.3	64.1	60.2	57.6	57.6	58.7	60.8	61.7	59.5	59.4
Avg. Dist. to Rail [m]	4.2	0.8	1.7	0.8	0.8	1.0	0.3	2.1	1.1	1.4
Avg. Stride Freq. [Hz]	2.3	2.4	2.3	2.2	2.3	2.3	2.3	2.3	2.4	2.4
Avg. Stride Length [m]	5.4	7.2	7.1	6.9	6.8	7.0	7.1	7.1	6.8	6.7



- [] Ranking at each section and finish
- .-.- No data available at this section
- NA No data available



Horse/Jockey Name	Reflecting Image
Final Rank	4
Fastest Section Time (Section)	0:08.27 (Overall)
Top Speed [km/h] (Section)	66.2 (1800m)
Race State	Finished



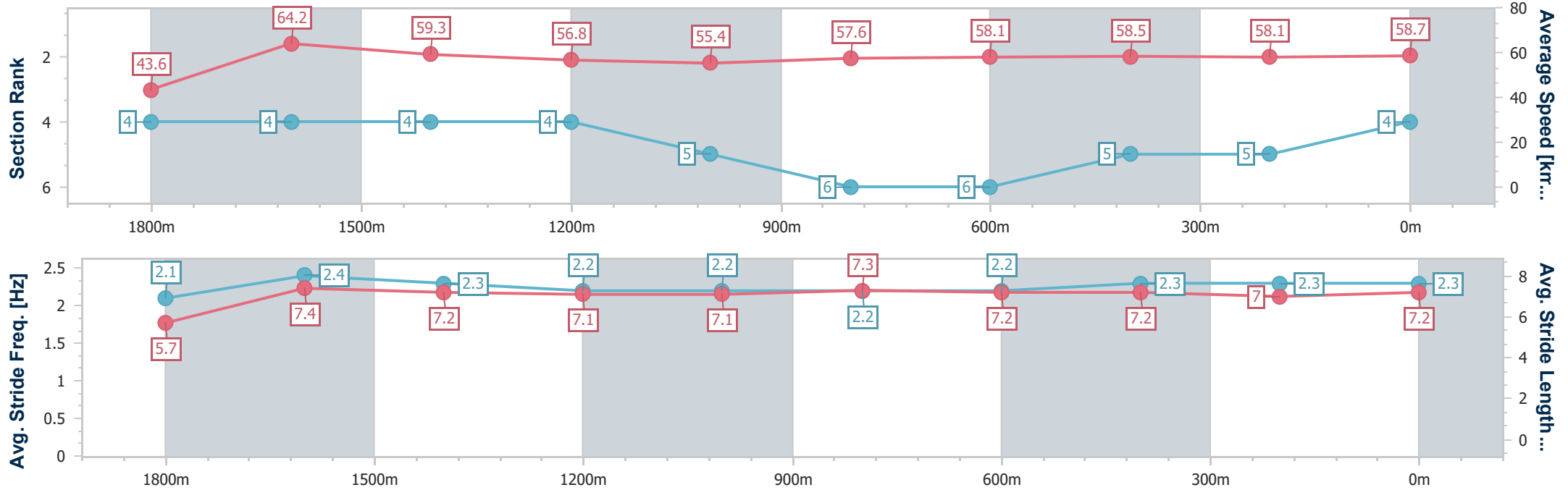
Aquis Park Gold Coast Poly QLD Professional
 Race 1: COAST TO COAST RACEDAY 6 MAY Class 2 Handicap - 1900m



22 April 2023 - 12:59

Track Rating: Synthetic, Weather: Overcast, Rail Position: True

Section	Overall	1800m	1600m	1400m	1200m	1000m	800m	600m	400m	200m
Section Times	1:59.79 [4] (0:08.27)	1:51.52 [4] (0:11.30)	1:40.22 [4] (0:12.34)	1:27.88 [4] (0:12.99)	1:14.89 [4] (0:12.98)	1:01.91 [5] (0:12.54)	0:49.37 [6] (0:12.38)	0:36.99 [6] (0:12.26)	0:24.73 [5] (0:12.42)	0:12.31 [5] (0:12.31)
Average Speed [km/h]	43.6	64.2	59.3	56.8	55.4	57.6	58.1	58.5	58.1	58.7
Top Speed [km/h]	62.0	66.2	61.2	58.7	56.6	59.3	59.6	59.6	60.1	60.2
Avg. Dist. to Rail [m]	3.5	3.1	3.9	3.0	1.9	1.4	0.4	0.9	3.0	3.8
Avg. Stride Freq. [Hz]	2.1	2.4	2.3	2.2	2.2	2.2	2.2	2.3	2.3	2.3
Avg. Stride Length [m]	5.7	7.4	7.2	7.1	7.1	7.3	7.2	7.2	7.0	7.2



- [] Ranking at each section and finish
- .-.- No data available at this section
- NA No data available



Horse/Jockey Name	Wandilla
Final Rank	5
Fastest Section Time (Section)	0:08.32 (Overall)
Top Speed [km/h] (Section)	64.1 (1800m)
Race State	Finished



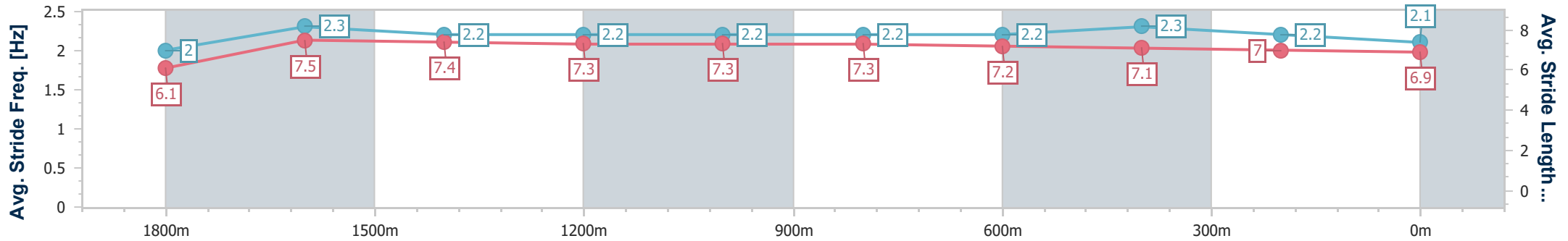
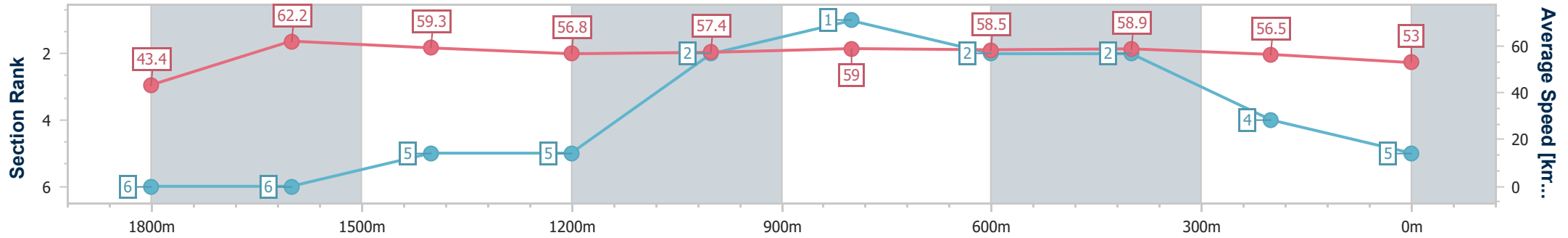
Aquis Park Gold Coast Poly QLD Professional
 Race 1: COAST TO COAST RACEDAY 6 MAY Class 2 Handicap - 1900m



22 April 2023 - 12:59

Track Rating: Synthetic, Weather: Overcast, Rail Position: True

Section	Overall	1800m	1600m	1400m	1200m	1000m	800m	600m	400m	200m
Section Times	2:00.75 [5] (0:08.32)	1:52.43 [6] (0:11.58)	1:40.85 [6] (0:12.25)	1:28.60 [5] (0:12.95)	1:15.65 [5] (0:12.53)	1:03.12 [2] (0:12.25)	0:50.87 [1] (0:12.30)	0:38.57 [2] (0:12.20)	0:26.37 [2] (0:12.75)	0:13.62 [4] (0:13.62)
Average Speed [km/h]	43.4	62.2	59.3	56.8	57.4	59.0	58.5	58.9	56.5	53.0
Top Speed [km/h]	59.6	64.1	60.9	57.9	59.5	59.9	59.9	60.7	57.4	55.1
Avg. Dist. to Rail [m]	1.6	0.7	2.7	2.6	2.2	1.3	0.4	0.6	1.7	2.3
Avg. Stride Freq. [Hz]	2.0	2.3	2.2	2.2	2.2	2.2	2.2	2.3	2.2	2.1
Avg. Stride Length [m]	6.1	7.5	7.4	7.3	7.3	7.3	7.2	7.1	7.0	6.9



- [] Ranking at each section and finish
- .-.- No data available at this section
- NA No data available



Horse/Jockey Name	Foxhole
Final Rank	6
Fastest Section Time (Section)	0:08.06 (Overall)
Top Speed [km/h] (Section)	64.8 (1800m)
Race State	Finished



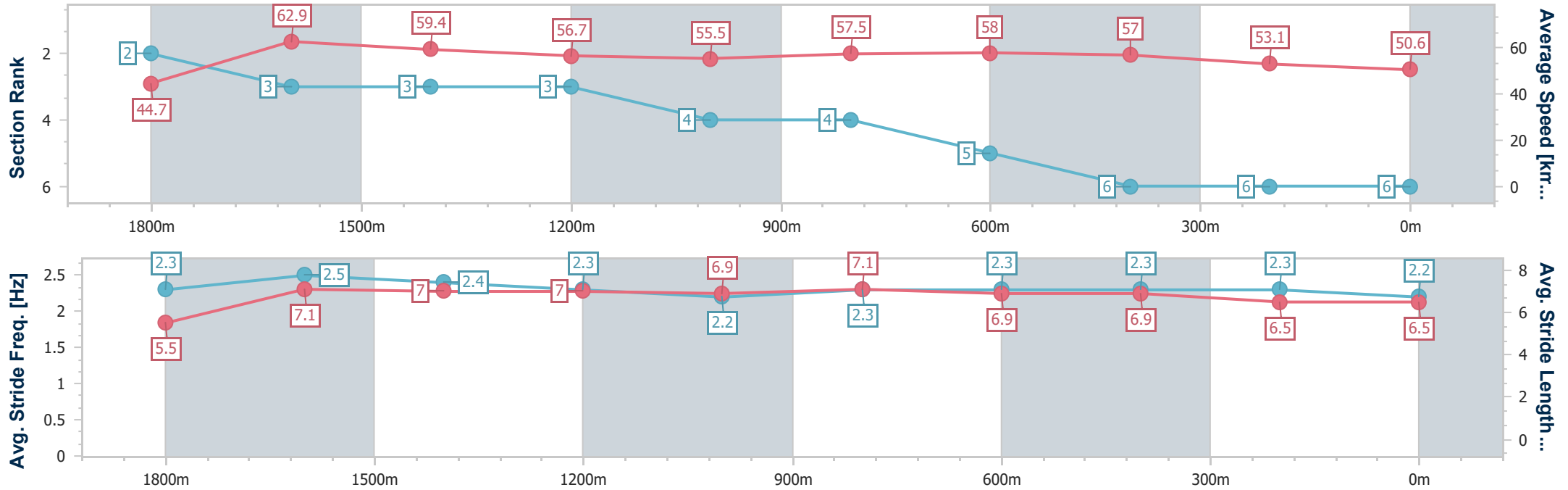
Aquis Park Gold Coast Poly QLD Professional
 Race 1: COAST TO COAST RACEDAY 6 MAY Class 2 Handicap - 1900m



22 April 2023 - 12:59

Track Rating: Synthetic, Weather: Overcast, Rail Position: True

Section	Overall	1800m	1600m	1400m	1200m	1000m	800m	600m	400m	200m
Section Times	2:02.97 [6] (0:08.06)	1:54.91 [2] (0:11.49)	1:43.42 [3] (0:12.29)	1:31.13 [3] (0:13.04)	1:18.09 [3] (0:12.97)	1:05.12 [4] (0:12.52)	0:52.60 [4] (0:12.36)	0:40.24 [5] (0:12.43)	0:27.81 [6] (0:13.56)	0:14.25 [6] (0:14.25)
Average Speed [km/h]	44.7	62.9	59.4	56.7	55.5	57.5	58.0	57.0	53.1	50.6
Top Speed [km/h]	62.3	64.8	60.7	57.9	57.4	59.0	58.8	59.1	55.4	52.5
Avg. Dist. to Rail [m]	0.4	0.8	3.8	3.5	2.1	1.1	1.1	2.4	1.5	2.0
Avg. Stride Freq. [Hz]	2.3	2.5	2.4	2.3	2.2	2.3	2.3	2.3	2.3	2.2
Avg. Stride Length [m]	5.5	7.1	7.0	7.0	6.9	7.1	6.9	6.9	6.5	6.5



- [] Ranking at each section and finish
- .-.- No data available at this section
- NA No data available