



Aquis Park Gold Coast Poly QLD Professional

Race 7: CRAIG LANE LOVES THE BRONCOS BENCHMARK 62 Handicap - 1200m

22 April 2023 - 16:44



Track Rating: Synthetic, Weather: Overcast, Rail Position: True

Section												Last 600m		
Field Times		Overall	1000m	800m	600m	400m	200m						0:35.42	
		1:11.58 (0:13.76)	0:57.82 (0:10.99)	0:46.83 (0:11.41)	0:35.42 (0:11.43)	0:23.99 (0:11.82)	0:12.17 (0:12.17)							
Rank	TAB	Horse/Jockey	Barrier	Top Speed [km/h]	Fastest Section								Margin	Distance Travelled [m]
1	4	VETTA VELOCITA Tiffani Brooker	10	66.7 800m	0:11.09 800m	1:11.58 [1] (0:14.09)	0:57.49 [6] (0:11.10)	0:46.39 [6] (0:11.09)	0:35.30 [3] (0:11.44)	0:23.86 [3] (0:11.69)	0:12.17 [2] (0:12.17)	1:11.58	0:35.30	
2	3	LEGEND RULES Noel Callow	1	66.0 1000m	0:11.09 1000m	1:11.71 [2] (0:14.02)	0:57.69 [4] (0:11.09)	0:46.60 [3] (0:11.39)	0:35.21 [4] (0:11.49)	0:23.72 [4] (0:11.69)	0:12.03 [4] (0:12.03)	0.8L	0:35.21	-3
3	2	DUSKY DANCER Stacey Callow	2	67.6 1000m	0:10.99 1000m	1:11.89 [3] (0:13.76)	0:58.13 [2] (0:10.99)	0:47.14 [1] (0:11.41)	0:35.73 [2] (0:11.46)	0:24.27 [2] (0:11.85)	0:12.42 [3] (0:12.42)	1.8L	0:35.73	-7
4	1	ZUMIKON Cody Collis	3	66.2 1000m	0:11.07 1000m	1:12.04 [4] (0:14.28)	0:57.76 [8] (0:11.07)	0:46.69 [7] (0:11.33)	0:35.36 [6] (0:11.46)	0:23.90 [5] (0:11.69)	0:12.21 [5] (0:12.21)	2.6L	0:35.36	-5
5	9	GEM OF THE LOCHS Jason Taylor	6	65.8 1000m	0:11.20 1000m	1:12.22 [5] (0:14.23)	0:57.99 [7] (0:11.20)	0:46.79 [8] (0:11.41)	0:35.38 [8] (0:11.56)	0:23.82 [8] (0:11.75)	0:12.07 [7] (0:12.07)	3.6L	0:35.38	+1
6	6	FACETIOUS Bailey Wheeler	8	68.4 1000m	0:11.03 1000m	1:12.22 [6] (0:13.77)	0:58.45 [1] (0:11.03)	0:47.42 [2] (0:11.37)	0:36.05 [1] (0:11.42)	0:24.63 [1] (0:11.83)	0:12.80 [1] (0:12.80)	3.7L	0:36.05	-3
7	10	SPILL THE DIAMONDS Jag Guthmann-Chester	4	65.8 1000m	0:11.20 1000m	1:12.48 [7] (0:14.01)	0:58.47 [5] (0:11.20)	0:47.27 [5] (0:11.51)	0:35.76 [7] (0:11.45)	0:24.31 [6] (0:12.00)	0:12.31 [6] (0:12.31)	5.2L	0:35.76	+2
8	8	ROUND OF APPLAUSE Brooke Ainsworth	5	64.8 1000m	0:11.35 1000m	1:12.51 [8] (0:13.82)	0:58.69 [3] (0:11.35)	0:47.34 [4] (0:11.52)	0:35.82 [5] (0:11.79)	0:24.03 [7] (0:11.84)	0:12.19 [8] (0:12.19)	5.4L	0:35.82	+0

Scratched: Win Burn (#5), No Love Lost (#7)

[] Ranking at each section and finish
 -:-:- No data available at this section
 NA No data available

SCN Saddle cloth number
 DNF Did not finish
 DNT Did not track



Horse/Jockey Name	Vetta Velocita
Final Rank	1
Fastest Section Time (Section)	0:11.09 (800m)
Top Speed [km/h] (Section)	66.7 (800m)
Race State	Finished

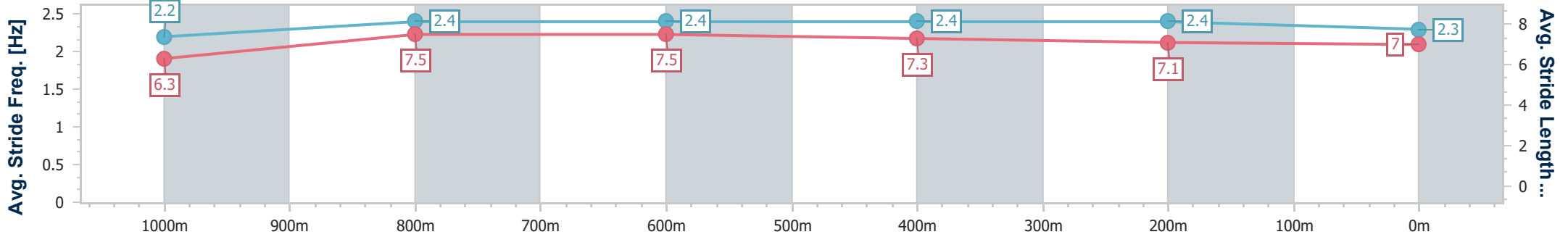
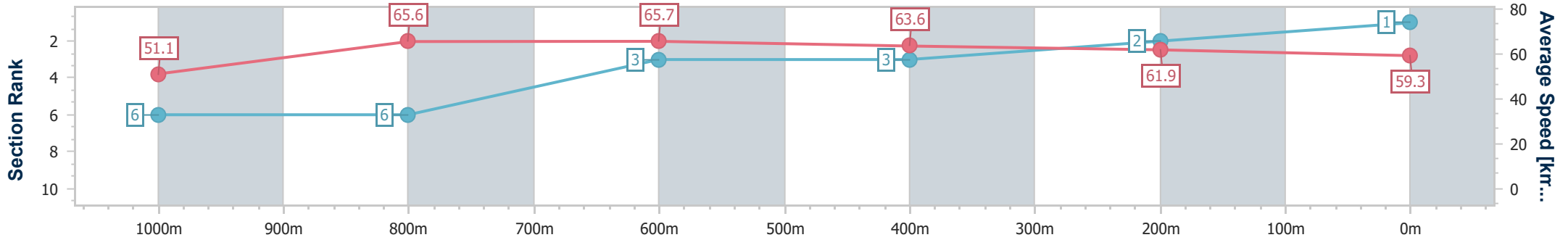


Aquis Park Gold Coast Poly QLD Professional
 Race 7: CRAIG LANE LOVES THE BRONCOS BENCHMARK 62
 Handicap - 1200m
 22 April 2023 - 16:44



Track Rating: Synthetic, Weather: Overcast, Rail Position: True

Section	Overall	1000m	800m	600m	400m	200m
Section Times	1:11.58 [1] (0:14.09)	0:57.49 [6] (0:11.10)	0:46.39 [6] (0:11.09)	0:35.30 [3] (0:11.44)	0:23.86 [3] (0:11.69)	0:12.17 [2] (0:12.17)
Average Speed [km/h]	51.1	65.6	65.7	63.6	61.9	59.3
Top Speed [km/h]	66.6	66.6	66.7	66.3	63.4	62.0
Avg. Dist. to Rail [m]	5.9	3.3	1.9	2.1	3.8	5.6
Avg. Stride Freq. [Hz]	2.2	2.4	2.4	2.4	2.4	2.3
Avg. Stride Length [m]	6.3	7.5	7.5	7.3	7.1	7.0



- [] Ranking at each section and finish
- .-.- No data available at this section
- NA No data available



Horse/Jockey Name	Legend Rules
Final Rank	2
Fastest Section Time (Section)	0:11.09 (1000m)
Top Speed [km/h] (Section)	66.0 (1000m)
Race State	Finished

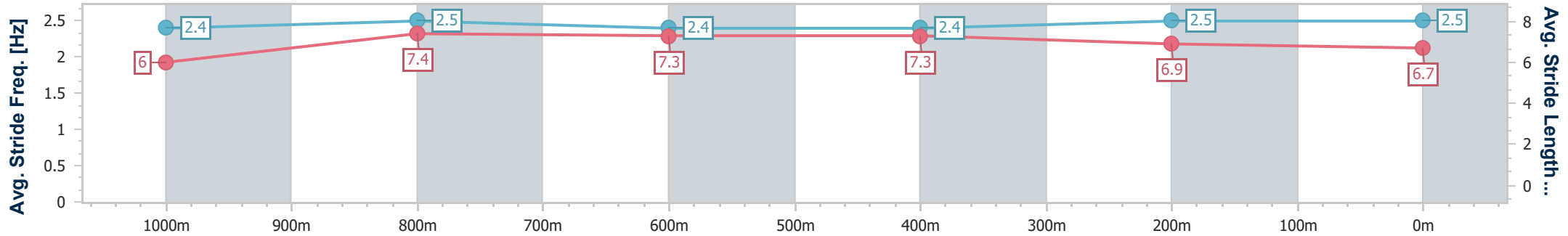
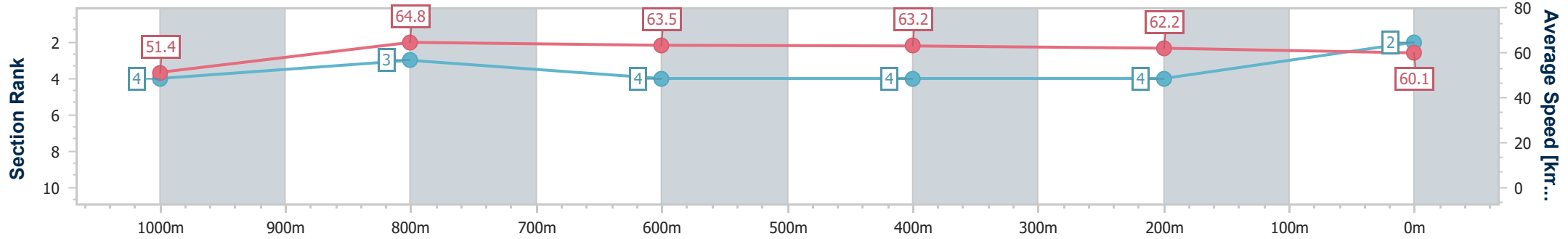


Aquis Park Gold Coast Poly QLD Professional
 Race 7: CRAIG LANE LOVES THE BRONCOS BENCHMARK 62
 Handicap - 1200m
 22 April 2023 - 16:44



Track Rating: Synthetic, Weather: Overcast, Rail Position: True

Section	Overall	1000m	800m	600m	400m	200m
Section Times	1:11.71 [2] (0:14.02)	0:57.69 [4] (0:11.09)	0:46.60 [3] (0:11.39)	0:35.21 [4] (0:11.49)	0:23.72 [4] (0:11.69)	0:12.03 [4] (0:12.03)
Average Speed [km/h]	51.4	64.8	63.5	63.2	62.2	60.1
Top Speed [km/h]	65.8	66.0	64.8	64.4	63.8	63.0
Avg. Dist. to Rail [m]	1.0	0.6	0.5	1.6	3.9	1.8
Avg. Stride Freq. [Hz]	2.4	2.5	2.4	2.4	2.5	2.5
Avg. Stride Length [m]	6.0	7.4	7.3	7.3	6.9	6.7



- [] Ranking at each section and finish
- .-.- No data available at this section
- NA No data available



Horse/Jockey Name	Dusky Dancer
Final Rank	3
Fastest Section Time (Section)	0:10.99 (1000m)
Top Speed [km/h] (Section)	67.6 (1000m)
Race State	Finished

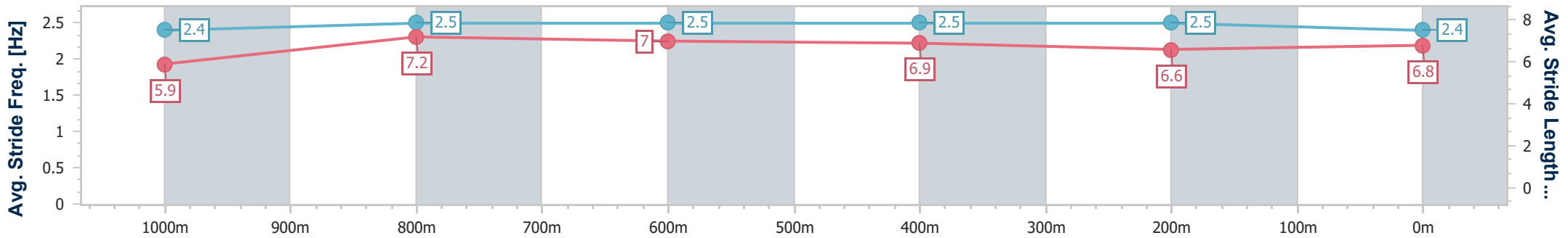
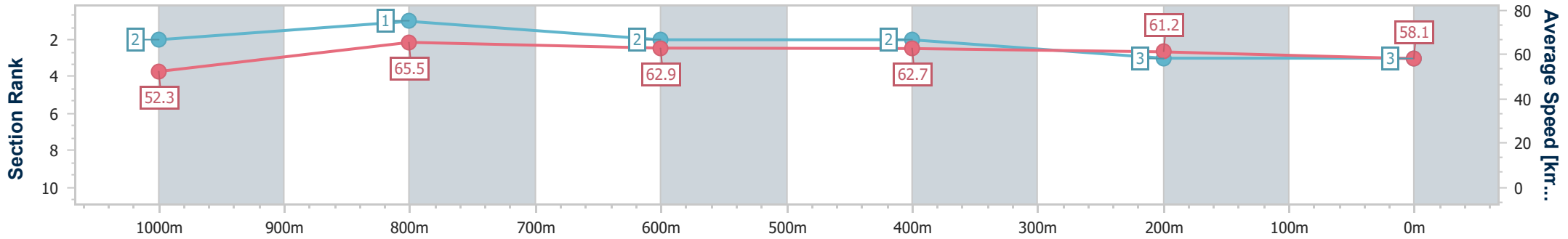


Aquis Park Gold Coast Poly QLD Professional
 Race 7: CRAIG LANE LOVES THE BRONCOS BENCHMARK 62
 Handicap - 1200m
 22 April 2023 - 16:44



Track Rating: Synthetic, Weather: Overcast, Rail Position: True

Section	Overall	1000m	800m	600m	400m	200m
Section Times	1:11.89 [3] (0:13.76)	0:58.13 [2] (0:10.99)	0:47.14 [1] (0:11.41)	0:35.73 [2] (0:11.46)	0:24.27 [2] (0:11.85)	0:12.42 [3] (0:12.42)
Average Speed [km/h]	52.3	65.5	62.9	62.7	61.2	58.1
Top Speed [km/h]	64.8	67.6	63.6	64.4	62.0	60.5
Avg. Dist. to Rail [m]	1.3	0.3	0.4	1.1	4.1	4.7
Avg. Stride Freq. [Hz]	2.4	2.5	2.5	2.5	2.5	2.4
Avg. Stride Length [m]	5.9	7.2	7.0	6.9	6.6	6.8



- [] Ranking at each section and finish
- .-.- No data available at this section
- NA No data available



Horse/Jockey Name	Zumikon
Final Rank	4
Fastest Section Time (Section)	0:11.07 (1000m)
Top Speed [km/h] (Section)	66.2 (1000m)
Race State	Finished

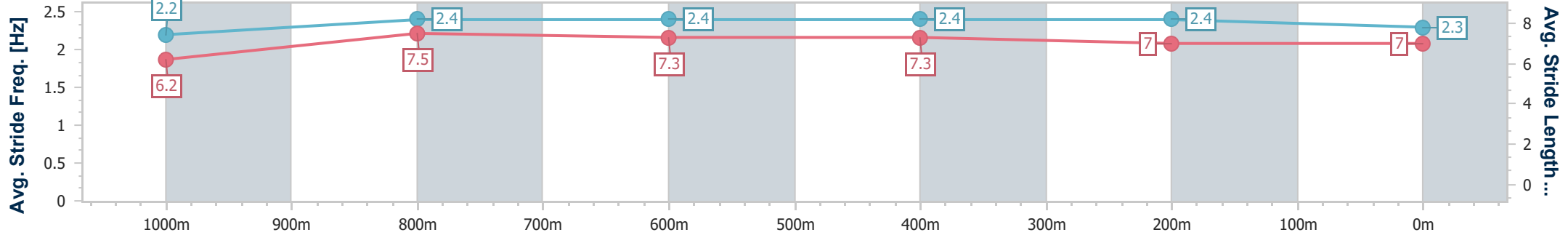
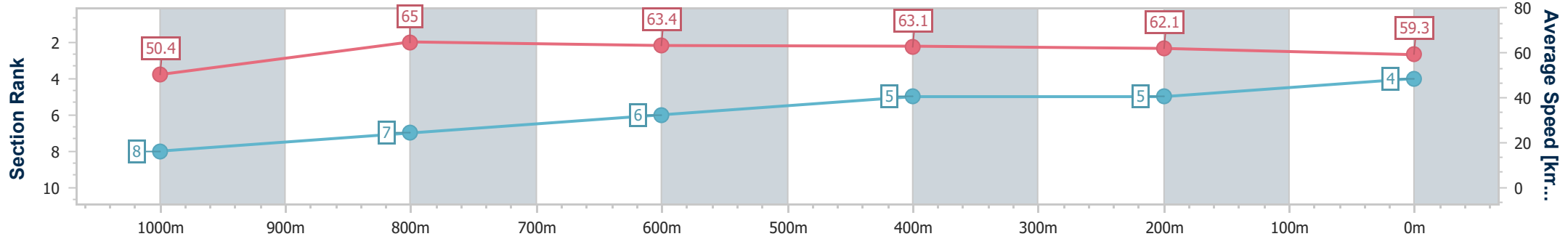


Aquis Park Gold Coast Poly QLD Professional
 Race 7: CRAIG LANE LOVES THE BRONCOS BENCHMARK 62
 Handicap - 1200m
 22 April 2023 - 16:44



Track Rating: Synthetic, Weather: Overcast, Rail Position: True

Section	Overall	1000m	800m	600m	400m	200m
Section Times	1:12.04 [4] (0:14.28)	0:57.76 [8] (0:11.07)	0:46.69 [7] (0:11.33)	0:35.36 [6] (0:11.46)	0:23.90 [5] (0:11.69)	0:12.21 [5] (0:12.21)
Average Speed [km/h]	50.4	65.0	63.4	63.1	62.1	59.3
Top Speed [km/h]	64.4	66.2	64.5	64.5	63.2	61.8
Avg. Dist. to Rail [m]	2.5	0.4	0.6	1.1	5.1	7.5
Avg. Stride Freq. [Hz]	2.2	2.4	2.4	2.4	2.4	2.3
Avg. Stride Length [m]	6.2	7.5	7.3	7.3	7.0	7.0



- [] Ranking at each section and finish
- .-.- No data available at this section
- NA No data available



Horse/Jockey Name	Gem of the Lochs
Final Rank	5
Fastest Section Time (Section)	0:11.20 (1000m)
Top Speed [km/h] (Section)	65.8 (1000m)
Race State	Finished

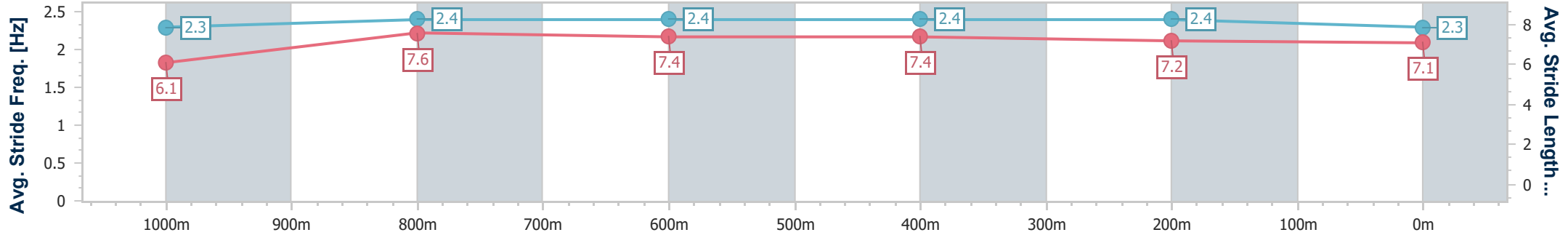
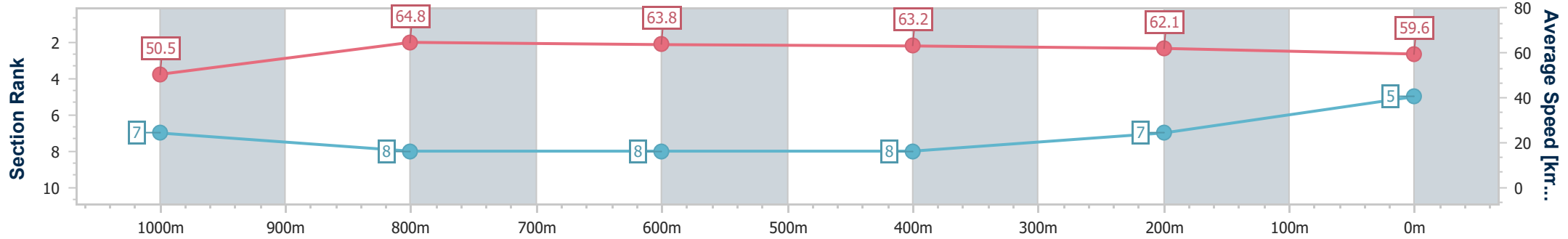


Aquis Park Gold Coast Poly QLD Professional
 Race 7: CRAIG LANE LOVES THE BRONCOS BENCHMARK 62
 Handicap - 1200m
 22 April 2023 - 16:44



Track Rating: Synthetic, Weather: Overcast, Rail Position: True

Section	Overall	1000m	800m	600m	400m	200m
Section Times	1:12.22 [5] (0:14.23)	0:57.99 [7] (0:11.20)	0:46.79 [8] (0:11.41)	0:35.38 [8] (0:11.56)	0:23.82 [8] (0:11.75)	0:12.07 [7] (0:12.07)
Average Speed [km/h]	50.5	64.8	63.8	63.2	62.1	59.6
Top Speed [km/h]	64.5	65.8	64.7	64.6	63.1	61.8
Avg. Dist. to Rail [m]	3.8	2.0	1.9	2.9	7.1	10.0
Avg. Stride Freq. [Hz]	2.3	2.4	2.4	2.4	2.4	2.3
Avg. Stride Length [m]	6.1	7.6	7.4	7.4	7.2	7.1



- [] Ranking at each section and finish
- .-.- No data available at this section
- NA No data available



Horse/Jockey Name	Facetious
Final Rank	6
Fastest Section Time (Section)	0:11.03 (1000m)
Top Speed [km/h] (Section)	68.4 (1000m)
Race State	Finished

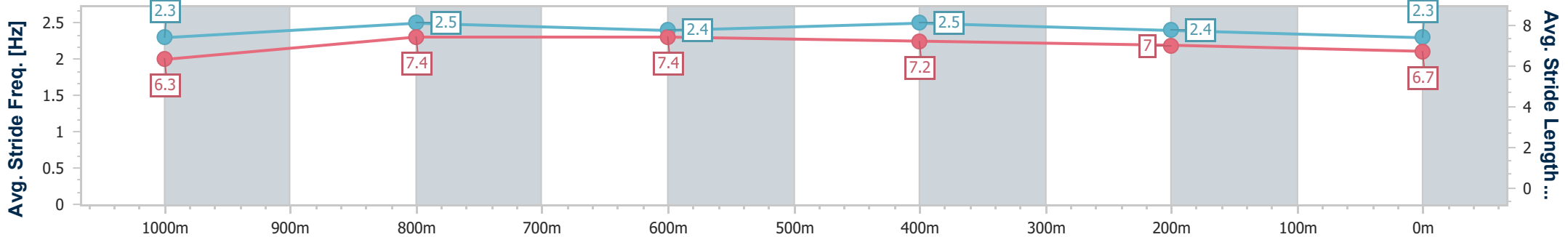
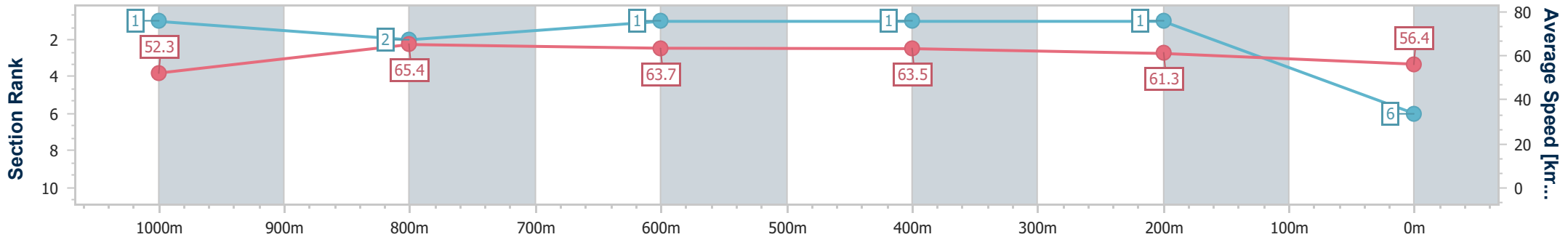


Aquis Park Gold Coast Poly QLD Professional
 Race 7: CRAIG LANE LOVES THE BRONCOS BENCHMARK 62
 Handicap - 1200m
 22 April 2023 - 16:44



Track Rating: Synthetic, Weather: Overcast, Rail Position: True

Section	Overall	1000m	800m	600m	400m	200m
Section Times	1:12.22 [6] (0:13.77)	0:58.45 [1] (0:11.03)	0:47.42 [2] (0:11.37)	0:36.05 [1] (0:11.42)	0:24.63 [1] (0:11.83)	0:12.80 [1] (0:12.80)
Average Speed [km/h]	52.3	65.4	63.7	63.5	61.3	56.4
Top Speed [km/h]	68.3	68.4	65.3	65.1	62.3	59.2
Avg. Dist. to Rail [m]	4.8	1.4	0.9	1.8	3.5	4.7
Avg. Stride Freq. [Hz]	2.3	2.5	2.4	2.5	2.4	2.3
Avg. Stride Length [m]	6.3	7.4	7.4	7.2	7.0	6.7



- [] Ranking at each section and finish
- .-.- No data available at this section
- NA No data available



Horse/Jockey Name	Spill The Diamonds
Final Rank	7
Fastest Section Time (Section)	0:11.20 (1000m)
Top Speed [km/h] (Section)	65.8 (1000m)
Race State	Finished

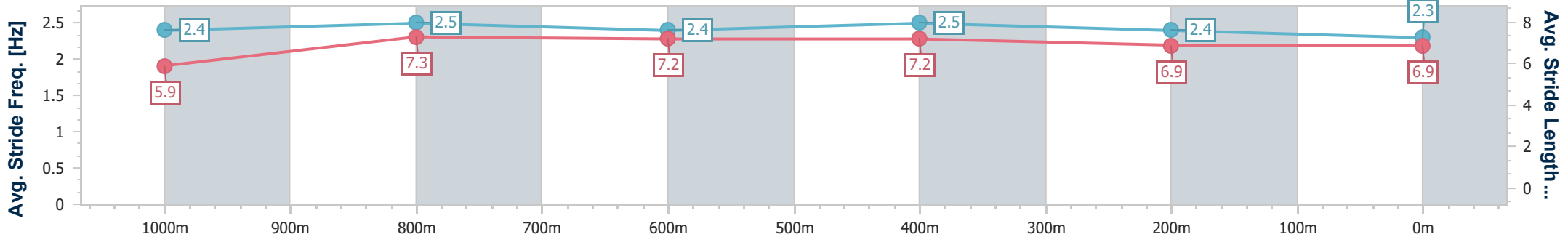
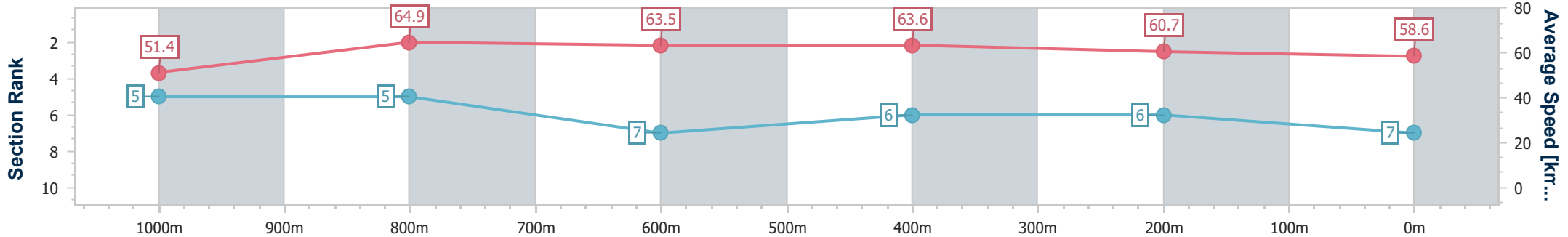


Aquis Park Gold Coast Poly QLD Professional
 Race 7: CRAIG LANE LOVES THE BRONCOS BENCHMARK 62
 Handicap - 1200m
 22 April 2023 - 16:44



Track Rating: Synthetic, Weather: Overcast, Rail Position: True

Section	Overall	1000m	800m	600m	400m	200m
Section Times	1:12.48 [7] (0:14.01)	0:58.47 [5] (0:11.20)	0:47.27 [5] (0:11.51)	0:35.76 [7] (0:11.45)	0:24.31 [6] (0:12.00)	0:12.31 [6] (0:12.31)
Average Speed [km/h]	51.4	64.9	63.5	63.6	60.7	58.6
Top Speed [km/h]	64.9	65.8	65.3	65.4	61.3	60.4
Avg. Dist. to Rail [m]	1.9	1.6	2.9	2.0	6.8	9.2
Avg. Stride Freq. [Hz]	2.4	2.5	2.4	2.5	2.4	2.3
Avg. Stride Length [m]	5.9	7.3	7.2	7.2	6.9	6.9



- [] Ranking at each section and finish
- .-.- No data available at this section
- NA No data available



Horse/Jockey Name	Round of Applause
Final Rank	8
Fastest Section Time (Section)	0:11.35 (1000m)
Top Speed [km/h] (Section)	64.8 (1000m)
Race State	Finished

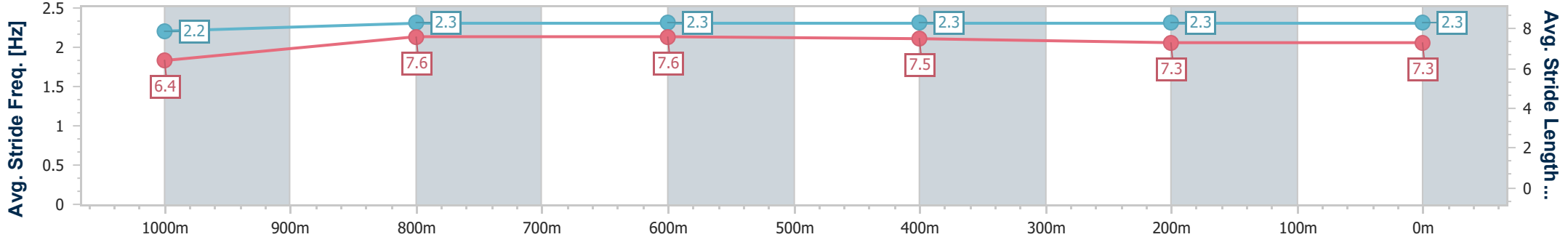
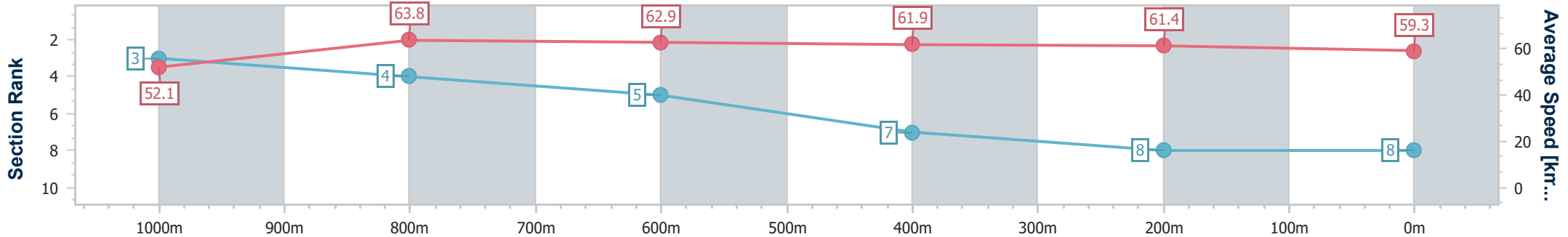


Aquis Park Gold Coast Poly QLD Professional
 Race 7: CRAIG LANE LOVES THE BRONCOS BENCHMARK 62
 Handicap - 1200m
 22 April 2023 - 16:44



Track Rating: Synthetic, Weather: Overcast, Rail Position: True

Section	Overall	1000m	800m	600m	400m	200m
Section Times	1:12.51 [8] (0:13.82)	0:58.69 [3] (0:11.35)	0:47.34 [4] (0:11.52)	0:35.82 [5] (0:11.79)	0:24.03 [7] (0:11.84)	0:12.19 [8] (0:12.19)
Average Speed [km/h]	52.1	63.8	62.9	61.9	61.4	59.3
Top Speed [km/h]	64.5	64.8	63.9	63.8	62.0	61.0
Avg. Dist. to Rail [m]	3.8	1.4	1.5	2.4	5.0	6.0
Avg. Stride Freq. [Hz]	2.2	2.3	2.3	2.3	2.3	2.3
Avg. Stride Length [m]	6.4	7.6	7.6	7.5	7.3	7.3



- [] Ranking at each section and finish
- .-.- No data available at this section
- NA No data available