



# Doomben QLD Professional

## Race 8: CANADIAN CLUB TAILS STAKES - 1615m

22 April 2023 - 15:48



BRISBANE  
RACING CLUB

Track Rating: Good 4, Weather: Fine, Rail Position: +3m Entire

Section		Field Times												
Overall	1400m	1200m	1000m	800m	600m	400m	Last 600m							
1:36.24 (0:14.66)	1:21.58 (0:11.38)	1:10.20 (0:11.58)	0:58.62 (0:11.95)	0:46.67 (0:11.95)	0:34.72 (0:11.45)	0:23.27 (0:11.39)	0:34.72							
Rank	TAB	Horse/Jockey	Barrier	Top Speed [km/h]	Fastest Section								Distance Travelled [m]	
1	1	SKYMAN James Orman	3	65.9 600m	0:11.13 400m	1:36.24 [1] (0:15.30)	1:20.94 [5] (0:11.46)	1:09.48 [5] (0:11.49)	0:57.99 [5] (0:11.85)	0:46.14 [5] (0:12.10)	0:34.04 [5] (0:11.32)	0:22.72 [5] (0:11.13)	0:34.04	
2	3	CEPHEUS Brodie Loy	9	66.4 400m	0:11.16 400m	1:36.43 [2] (0:15.12)	1:21.31 [3] (0:11.35)	1:09.96 [3] (0:11.53)	0:58.43 [3] (0:11.86)	0:46.57 [4] (0:12.07)	0:34.50 [4] (0:11.45)	0:23.05 [4] (0:11.16)	0:34.50	-2
3	10	MASTER JAMIE Justin Stanley	6	64.8 Overall	0:11.38 1400m	1:36.43 [3] (0:14.66)	1:21.77 [1] (0:11.38)	1:10.39 [1] (0:11.58)	0:58.81 [1] (0:11.95)	0:46.86 [1] (0:11.95)	0:34.91 [1] (0:11.45)	0:23.46 [1] (0:11.39)	0:34.91	-7
4	13	IRISH PLAYBOY Jim Byrne	4	65.0 400m	0:11.19 400m	1:36.45 [4] (0:15.53)	1:20.92 [6] (0:11.40)	1:09.52 [6] (0:11.46)	0:58.06 [6] (0:11.78)	0:46.28 [6] (0:12.05)	0:34.23 [6] (0:11.38)	0:22.85 [6] (0:11.19)	0:34.23	-4
5	15	SANTERO Jaden Lloyd	11	67.0 400m	0:11.03 400m	1:36.52 [5] (0:15.87)	1:20.65 [9] (0:11.49)	1:09.16 [9] (0:11.39)	0:57.77 [8] (0:11.76)	0:46.01 [8] (0:12.00)	0:34.01 [8] (0:11.27)	0:22.74 [8] (0:11.03)	0:34.01	-6
6	6	LONDON BANKER Ben Thompson	14	66.7 400m	0:10.96 400m	1:36.55 [6] (0:15.98)	1:20.57 [10] (0:11.61)	1:08.96 [10] (0:11.44)	0:57.52 [10] (0:11.74)	0:45.78 [10] (0:11.96)	0:33.82 [10] (0:11.30)	0:22.52 [10] (0:10.96)	0:33.82	-5
7	14	DUNE FORTY FIVE Kyle Wilson-Taylor	13	66.2 400m	0:11.06 400m	1:36.60 [7] (0:15.85)	1:20.75 [8] (0:11.49)	1:09.26 [8] (0:11.43)	0:57.83 [9] (0:11.80)	0:46.03 [9] (0:12.03)	0:34.00 [9] (0:11.35)	0:22.65 [9] (0:11.06)	0:34.00	-1
8	9	WAPITI Taylor Marshall	1	65.0 Overall	0:11.27 400m	1:36.69 [8] (0:15.17)	1:21.52 [4] (0:11.38)	1:10.14 [4] (0:11.49)	0:58.65 [4] (0:11.80)	0:46.85 [3] (0:12.09)	0:34.76 [3] (0:11.45)	0:23.31 [3] (0:11.27)	0:34.76	-6
9	7	TUMBLER RIDGE Boris Thornton	8	64.2 400m	0:11.30 400m	1:36.72 [9] (0:14.74)	1:21.98 [2] (0:11.51)	1:10.47 [2] (0:11.53)	0:58.94 [2] (0:11.91)	0:47.03 [2] (0:12.08)	0:34.95 [2] (0:11.46)	0:23.49 [2] (0:11.30)	0:34.95	-2
10	2	YONKERS Damien Thornton	10	65.6 400m	0:11.12 400m	1:36.76 [10] (0:15.72)	1:21.04 [7] (0:11.37)	1:09.67 [7] (0:11.44)	0:58.23 [7] (0:11.77)	0:46.46 [7] (0:12.06)	0:34.40 [7] (0:11.33)	0:23.07 [7] (0:11.12)	0:34.40	-2

Scratched: Desert Icon (#4), New Mandate (#5), Aramayo (#8), Cuban Royale (#11), Wild Chap (#12)

Report Created: Sat 22 April 2023 16:14 GMT+10 (Note: Timing is based on position data)

Page 1/12

[ ] Ranking at each section and finish  
 -:-:- No data available at this section  
 NA No data available  
 SCN Saddle cloth number  
 DNF Did not finish  
 DNT Did not track

data processed by TRIPLES DATA



**Doomben QLD Professional**  
**Race 8: CANADIAN CLUB TAILS STAKES - 1615m**  
 22 April 2023 - 15:48



Track Rating: Good 4, Weather: Fine, Rail Position: +3m Entire

Section				200m				Last 600m	
Field Times				0:11.88				0:34.72	
				(0:11.88)					
Rank	TAB	Horse/Jockey	Barrier	Top Speed [km/h]	Fastest Section	Margin			Distance Travelled [m]
1	1	<b>SKYMAN</b> James Orman	3	65.9 600m	0:11.13 400m	0:11.59 [4] (0:11.59)	1:36.24		0:34.04
2	3	<b>CEPHEUS</b> Brodie Loy	9	66.4 400m	0:11.16 400m	0:11.89 [2] (0:11.89)	1.12L		0:34.50 -2
3	10	<b>MASTER JAMIE</b> Justin Stanley	6	64.8 Overall	0:11.38 1400m	0:12.07 [1] (0:12.07)	1.14L		0:34.91 -7
4	13	<b>IRISH PLAYBOY</b> Jim Byrne	4	65.0 400m	0:11.19 400m	0:11.66 [6] (0:11.66)	1.25L		0:34.23 -4
5	15	<b>SANTERO</b> Jaden Lloyd	11	67.0 400m	0:11.03 400m	0:11.71 [7] (0:11.71)	1.66L		0:34.01 -6
6	6	<b>LONDON BANKER</b> Ben Thompson	14	66.7 400m	0:10.96 400m	0:11.56 [9] (0:11.56)	1.85L		0:33.82 -5
7	14	<b>DUNE FORTY FIVE</b> Kyle Wilson-Taylor	13	66.2 400m	0:11.06 400m	0:11.59 [10] (0:11.59)	2.12L		0:34.00 -1
8	9	<b>WAPITI</b> Taylor Marshall	1	65.0 Overall	0:11.27 400m	0:12.04 [5] (0:12.04)	2.68L		0:34.76 -6
9	7	<b>TUMBLER RIDGE</b> Boris Thornton	8	64.2 400m	0:11.30 400m	0:12.19 [3] (0:12.19)	2.86L		0:34.95 -2
10	2	<b>YONKERS</b> Damien Thornton	10	65.6 400m	0:11.12 400m	0:11.95 [8] (0:11.95)	3.05L		0:34.40 -2

Scratched: Desert Icon (#4), New Mandate (#5), Aramayo (#8), Cuban Royale (#11), Wild Chap (#12)

[ ] Ranking at each section and finish  
 -:-:- No data available at this section  
 NA No data available

SCN Saddle cloth number  
 DNF Did not finish  
 DNT Did not track



Horse/Jockey Name	Skyman
Final Rank	1
Fastest Section Time (Section)	0:11.13 (400m)
Top Speed [km/h] (Section)	65.9 (600m)
Race State	Finished



Doomben QLD Professional

Race 8: CANADIAN CLUB TAILS STAKES - 1615m

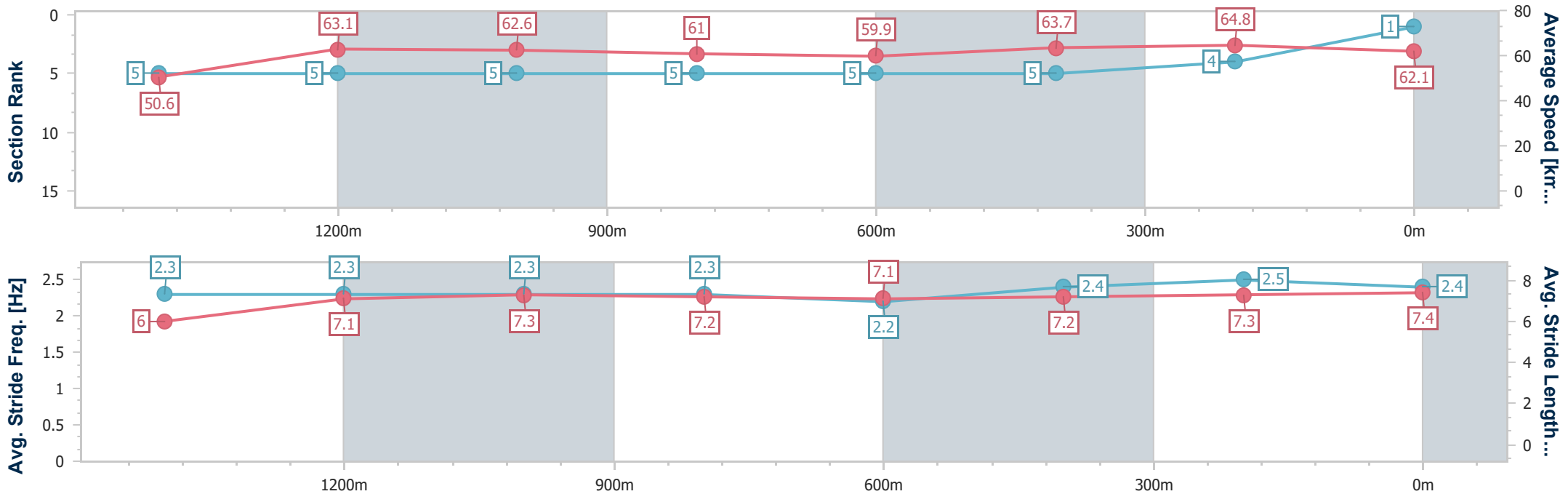
22 April 2023 - 15:48

Track Rating: Good 4, Weather: Fine, Rail Position: +3m Entire



BRISBANE RACING CLUB

Section	Overall	1400m	1200m	1000m	800m	600m	400m	200m					
Section Times	1:36.24 [1] (0:15.30)	1:20.94 [5] (0:11.46)	1:09.48 [5] (0:11.49)	0:57.99 [5] (0:11.85)	0:46.14 [5] (0:12.10)	0:34.04 [5] (0:11.32)	0:22.72 [5] (0:11.13)	0:11.59 [4]					
Average Speed [km/h]	50.6	63.1	62.6	61.0	59.9	63.7	64.8	62.1					
Top Speed [km/h]	63.3	63.5	63.9	62.1	62.2	65.9	65.8	64.9					
Avg. Dist. to Rail [m]	0.5	0.6	1.5	1.4	1.2	0.3	2.2	3.2					
Avg. Stride Freq. [Hz]	2.3	2.3	2.3	2.3	2.2	2.4	2.5	2.4					
Avg. Stride Length [m]	6.0	7.1	7.3	7.2	7.1	7.2	7.3	7.4					



- [ ] Ranking at each section and finish
- .-.- No data available at this section
- NA No data available



Horse/Jockey Name	Cepheus
Final Rank	2
Fastest Section Time (Section)	0:11.16 (400m)
Top Speed [km/h] (Section)	66.4 (400m)
Race State	Finished



Doomben QLD Professional

Race 8: CANADIAN CLUB TAILS STAKES - 1615m

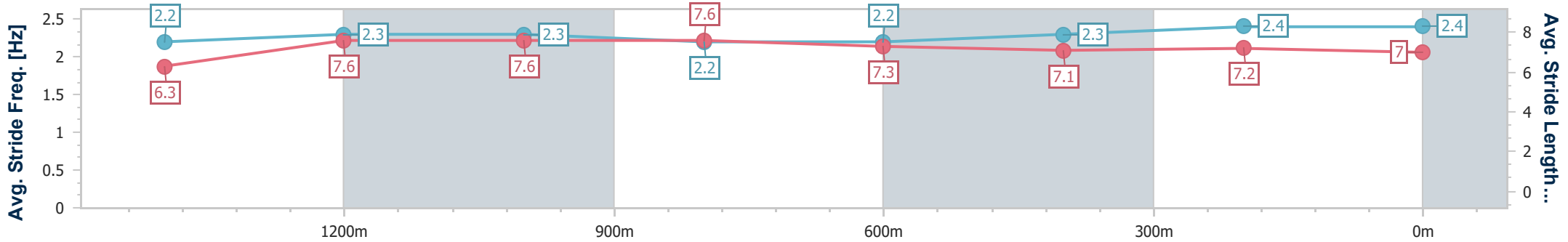
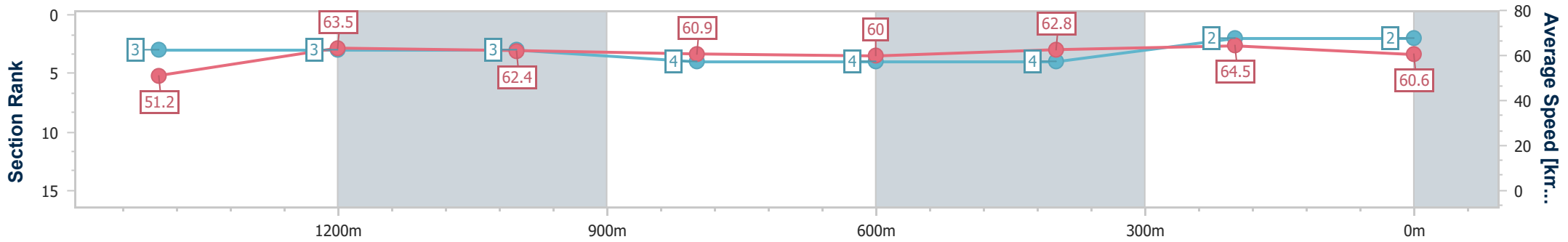
22 April 2023 - 15:48

Track Rating: Good 4, Weather: Fine, Rail Position: +3m Entire



BRISBANE RACING CLUB

Section	Overall	1400m	1200m	1000m	800m	600m	400m	200m
Section Times	1:36.43 [2] (0:15.12)	1:21.31 [3] (0:11.35)	1:09.96 [3] (0:11.53)	0:58.43 [3] (0:11.86)	0:46.57 [4] (0:12.07)	0:34.50 [4] (0:11.45)	0:23.05 [4] (0:11.16)	0:11.89 [2] (0:11.89)
Average Speed [km/h]	51.2	63.5	62.4	60.9	60.0	62.8	64.5	60.6
Top Speed [km/h]	64.5	64.2	63.4	62.4	62.1	63.9	66.4	63.1
Avg. Dist. to Rail [m]	1.2	0.3	1.2	1.4	1.0	0.4	0.8	1.6
Avg. Stride Freq. [Hz]	2.2	2.3	2.3	2.2	2.2	2.3	2.4	2.4
Avg. Stride Length [m]	6.3	7.6	7.6	7.6	7.3	7.1	7.2	7.0



- [ ] Ranking at each section and finish
- .-.- No data available at this section
- NA No data available



Horse/Jockey Name	Master Jamie
Final Rank	3
Fastest Section Time (Section)	0:11.38 (1400m)
Top Speed [km/h] (Section)	64.8 (Overall)
Race State	Finished



Doomben QLD Professional

Race 8: CANADIAN CLUB TAILS STAKES - 1615m

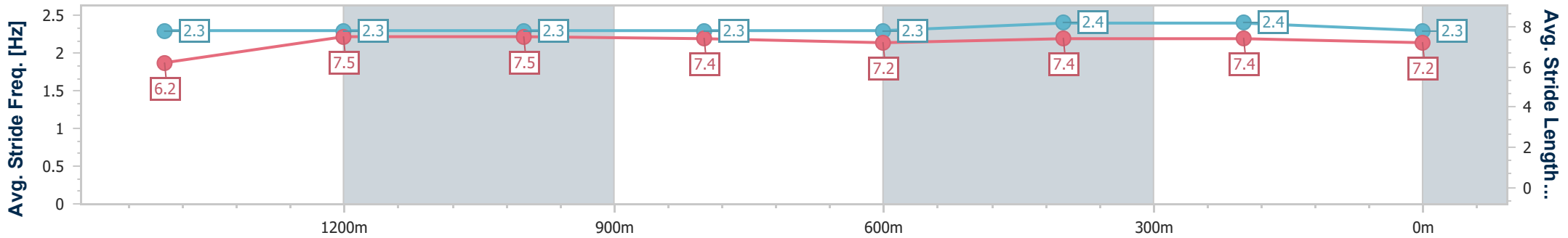
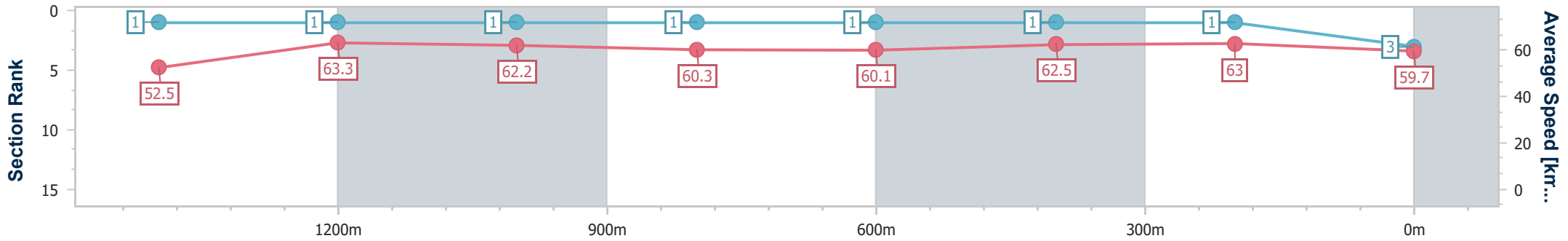
22 April 2023 - 15:48

Track Rating: Good 4, Weather: Fine, Rail Position: +3m Entire



BRISBANE RACING CLUB

Section	Overall	1400m	1200m	1000m	800m	600m	400m	200m
Section Times	1:36.43 [3] (0:14.66)	1:21.77 [1] (0:11.38)	1:10.39 [1] (0:11.58)	0:58.81 [1] (0:11.95)	0:46.86 [1] (0:11.95)	0:34.91 [1] (0:11.45)	0:23.46 [1] (0:11.39)	0:12.07 [1] (0:12.07)
Average Speed [km/h]	52.5	63.3	62.2	60.3	60.1	62.5	63.0	59.7
Top Speed [km/h]	64.8	64.3	62.8	61.5	62.2	62.9	64.1	62.0
Avg. Dist. to Rail [m]	0.8	0.4	0.7	0.6	0.3	1.1	1.0	1.4
Avg. Stride Freq. [Hz]	2.3	2.3	2.3	2.3	2.3	2.4	2.4	2.3
Avg. Stride Length [m]	6.2	7.5	7.5	7.4	7.2	7.4	7.4	7.2



- [ ] Ranking at each section and finish
- .-.- No data available at this section
- NA No data available



Horse/Jockey Name	Irish Playboy
Final Rank	4
Fastest Section Time (Section)	0:11.19 (400m)
Top Speed [km/h] (Section)	65.0 (400m)
Race State	Finished



Doomben QLD Professional

Race 8: CANADIAN CLUB TAILS STAKES - 1615m

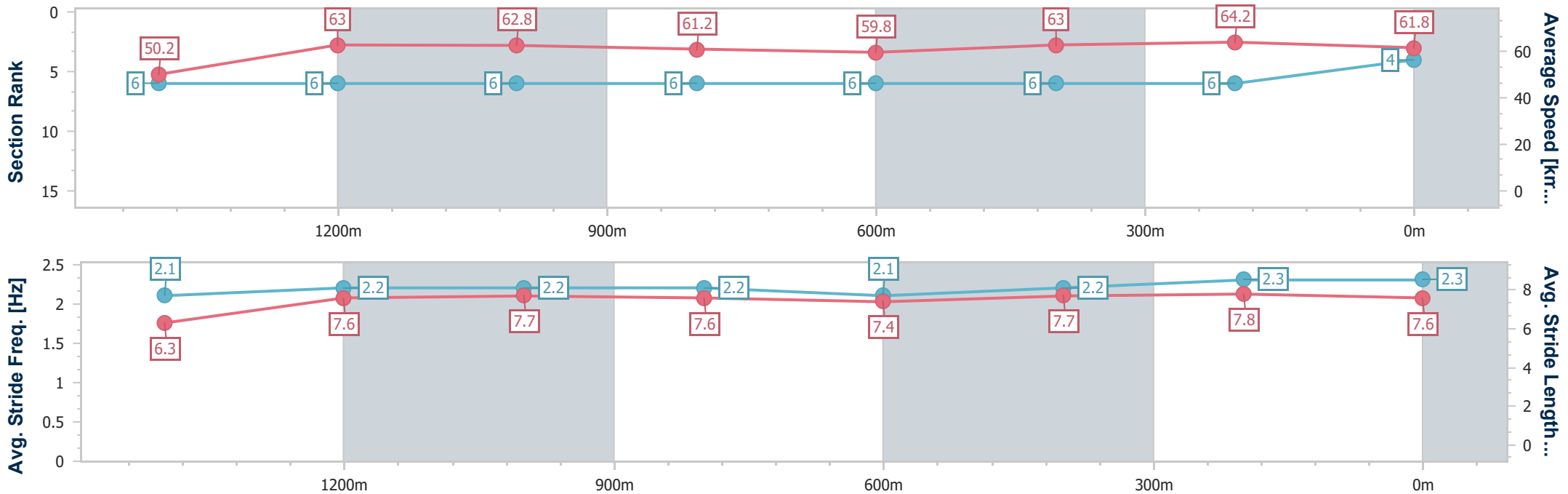
22 April 2023 - 15:48

Track Rating: Good 4, Weather: Fine, Rail Position: +3m Entire



BRISBANE RACING CLUB

Section	Overall	1400m	1200m	1000m	800m	600m	400m	200m					
Section Times	1:36.45 [4] (0:15.53)	1:20.92 [6] (0:11.40)	1:09.52 [6] (0:11.46)	0:58.06 [6] (0:11.78)	0:46.28 [6] (0:12.05)	0:34.23 [6] (0:11.38)	0:22.85 [6] (0:11.19)	0:11.66 [6] (0:11.66)					
Average Speed [km/h]	50.2	63.0	62.8	61.2	59.8	63.0	64.2	61.8					
Top Speed [km/h]	62.0	63.5	64.1	62.3	61.9	63.9	65.0	63.0					
Avg. Dist. to Rail [m]	0.8	0.4	0.6	0.6	0.2	0.7	0.8	2.7					
Avg. Stride Freq. [Hz]	2.1	2.2	2.2	2.2	2.1	2.2	2.3	2.3					
Avg. Stride Length [m]	6.3	7.6	7.7	7.6	7.4	7.7	7.8	7.6					



- [ ] Ranking at each section and finish
- .-.- No data available at this section
- NA No data available



Horse/Jockey Name	Santero
Final Rank	5
Fastest Section Time (Section)	0:11.03 (400m)
Top Speed [km/h] (Section)	67.0 (400m)
Race State	Finished



Doomben QLD Professional

Race 8: CANADIAN CLUB TAILS STAKES - 1615m

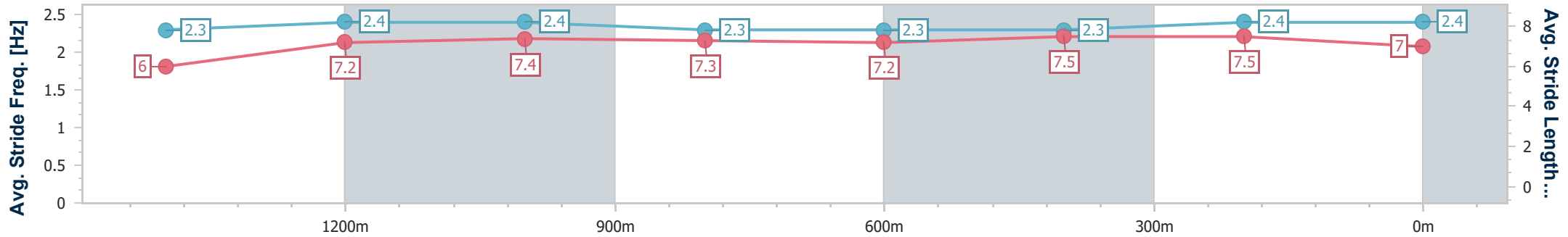
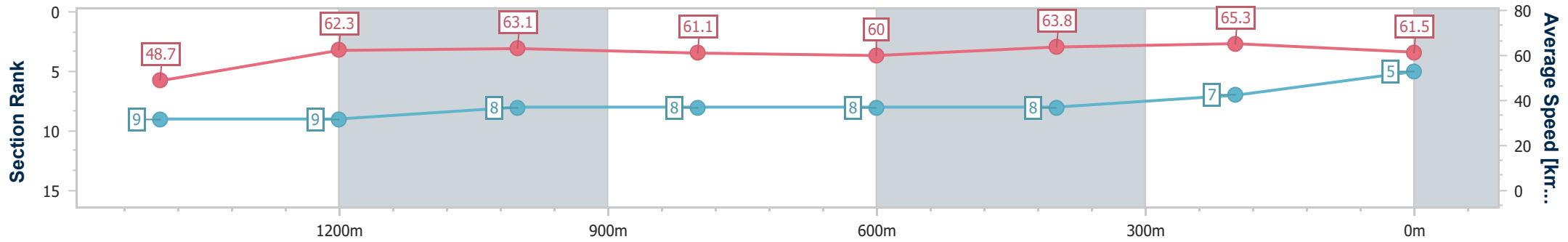
22 April 2023 - 15:48

Track Rating: Good 4, Weather: Fine, Rail Position: +3m Entire



BRISBANE RACING CLUB

Section	Overall	1400m	1200m	1000m	800m	600m	400m	200m
Section Times	1:36.52 [5] (0:15.87)	1:20.65 [9] (0:11.49)	1:09.16 [9] (0:11.39)	0:57.77 [8] (0:11.76)	0:46.01 [8] (0:12.00)	0:34.01 [8] (0:11.27)	0:22.74 [8] (0:11.03)	0:11.71 [7] (0:11.71)
Average Speed [km/h]	48.7	62.3	63.1	61.1	60.0	63.8	65.3	61.5
Top Speed [km/h]	61.6	62.7	64.2	63.1	61.5	65.0	67.0	63.7
Avg. Dist. to Rail [m]	2.7	1.0	0.6	0.3	0.2	0.5	1.1	3.7
Avg. Stride Freq. [Hz]	2.3	2.4	2.4	2.3	2.3	2.3	2.4	2.4
Avg. Stride Length [m]	6.0	7.2	7.4	7.3	7.2	7.5	7.5	7.0



- [ ] Ranking at each section and finish
- .-.- No data available at this section
- NA No data available



Horse/Jockey Name	London Banker
Final Rank	6
Fastest Section Time (Section)	0:10.96 (400m)
Top Speed [km/h] (Section)	66.7 (400m)
Race State	Finished



Doomben QLD Professional

Race 8: CANADIAN CLUB TAILS STAKES - 1615m

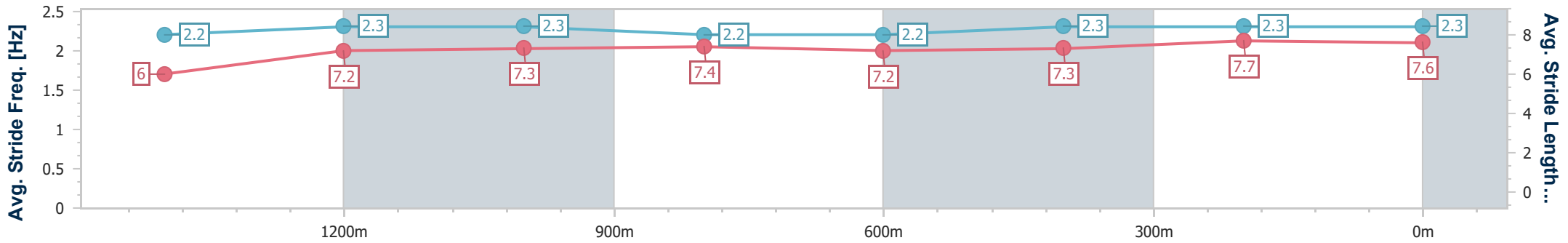
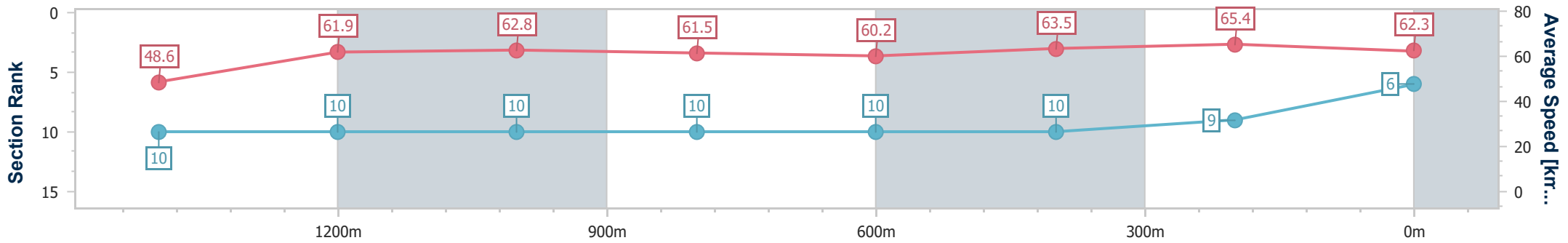
22 April 2023 - 15:48

Track Rating: Good 4, Weather: Fine, Rail Position: +3m Entire



BRISBANE RACING CLUB

Section	Overall	1400m	1200m	1000m	800m	600m	400m	200m
Section Times	1:36.55 [6] (0:15.98)	1:20.57 [10] (0:11.61)	1:08.96 [10] (0:11.44)	0:57.52 [10] (0:11.74)	0:45.78 [10] (0:11.96)	0:33.82 [10] (0:11.30)	0:22.52 [10] (0:10.96)	0:11.56 [9] (0:11.56)
Average Speed [km/h]	48.6	61.9	62.8	61.5	60.2	63.5	65.4	62.3
Top Speed [km/h]	60.4	62.9	63.2	62.9	60.9	64.5	66.7	64.8
Avg. Dist. to Rail [m]	4.5	0.2	0.7	0.6	0.2	0.7	1.1	1.2
Avg. Stride Freq. [Hz]	2.2	2.3	2.3	2.2	2.2	2.3	2.3	2.3
Avg. Stride Length [m]	6.0	7.2	7.3	7.4	7.2	7.3	7.7	7.6



- [ ] Ranking at each section and finish
- .-.- No data available at this section
- NA No data available





Horse/Jockey Name	Dune Forty Five
Final Rank	7
Fastest Section Time (Section)	0:11.06 (400m)
Top Speed [km/h] (Section)	66.2 (400m)
Race State	Finished



Doomben QLD Professional

Race 8: CANADIAN CLUB TAILS STAKES - 1615m

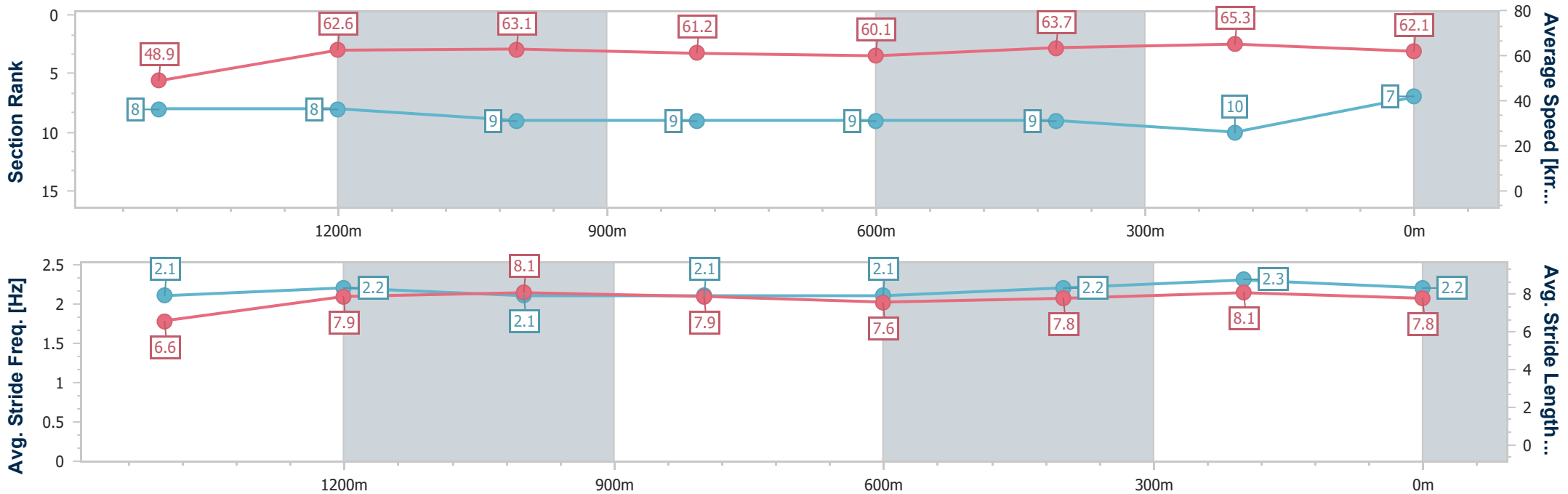
22 April 2023 - 15:48

Track Rating: Good 4, Weather: Fine, Rail Position: +3m Entire



BRISBANE RACING CLUB

Section	Overall	1400m	1200m	1000m	800m	600m	400m	200m
Section Times	1:36.60 [7] (0:15.85)	1:20.75 [8] (0:11.49)	1:09.26 [8] (0:11.43)	0:57.83 [9] (0:11.80)	0:46.03 [9] (0:12.03)	0:34.00 [9] (0:11.35)	0:22.65 [9] (0:11.06)	0:11.59 [10] (0:11.59)
Average Speed [km/h]	48.9	62.6	63.1	61.2	60.1	63.7	65.3	62.1
Top Speed [km/h]	60.6	63.5	63.8	62.3	61.3	64.7	66.2	64.2
Avg. Dist. to Rail [m]	3.0	0.2	0.9	1.0	1.1	0.6	3.2	5.8
Avg. Stride Freq. [Hz]	2.1	2.2	2.1	2.1	2.1	2.2	2.3	2.2
Avg. Stride Length [m]	6.6	7.9	8.1	7.9	7.6	7.8	8.1	7.8



- [ ] Ranking at each section and finish
- .-.- No data available at this section
- NA No data available



Horse/Jockey Name	Wapiti
Final Rank	8
Fastest Section Time (Section)	0:11.27 (400m)
Top Speed [km/h] (Section)	65.0 (Overall)
Race State	Finished



Doomben QLD Professional

Race 8: CANADIAN CLUB TAILS STAKES - 1615m

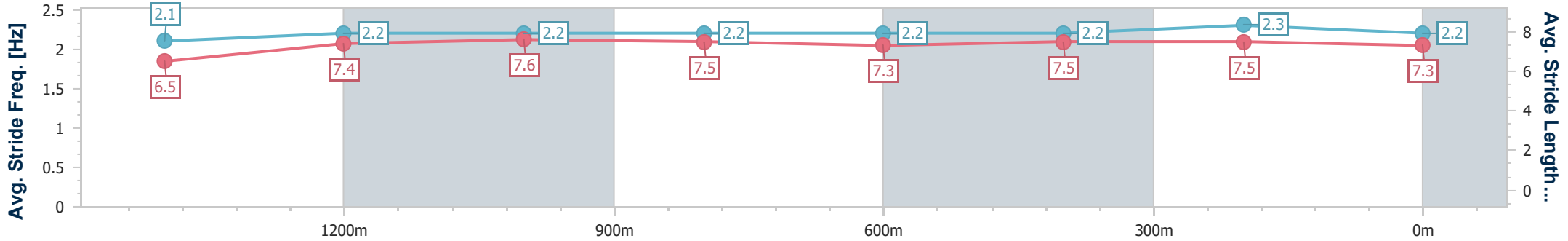
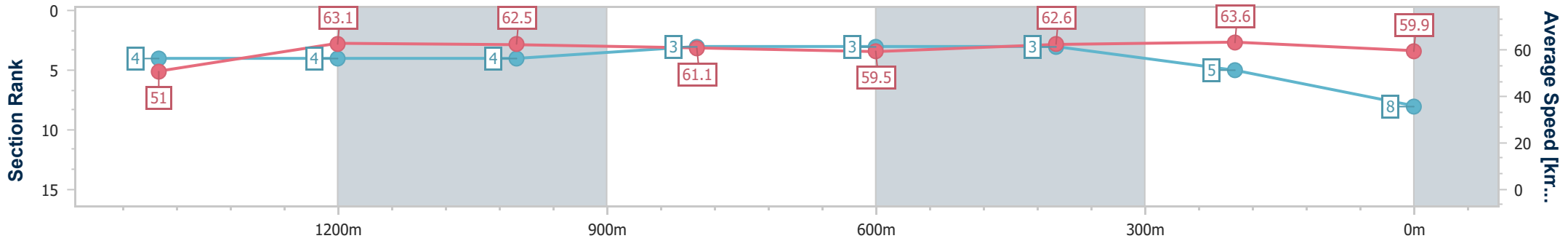
22 April 2023 - 15:48

Track Rating: Good 4, Weather: Fine, Rail Position: +3m Entire



BRISBANE RACING CLUB

Section	Overall	1400m	1200m	1000m	800m	600m	400m	200m
Section Times	1:36.69 [8] (0:15.17)	1:21.52 [4] (0:11.38)	1:10.14 [4] (0:11.49)	0:58.65 [4] (0:11.80)	0:46.85 [3] (0:12.09)	0:34.76 [3] (0:11.45)	0:23.31 [3] (0:11.27)	0:12.04 [5] (0:12.04)
Average Speed [km/h]	51.0	63.1	62.5	61.1	59.5	62.6	63.6	59.9
Top Speed [km/h]	65.0	63.9	63.3	62.1	61.7	63.6	64.4	62.0
Avg. Dist. to Rail [m]	1.5	0.4	0.5	0.5	0.2	0.9	1.1	1.3
Avg. Stride Freq. [Hz]	2.1	2.2	2.2	2.2	2.2	2.2	2.3	2.2
Avg. Stride Length [m]	6.5	7.4	7.6	7.5	7.3	7.5	7.5	7.3



- [ ] Ranking at each section and finish
- .-.- No data available at this section
- NA No data available



Horse/Jockey Name	Tumbler Ridge
Final Rank	9
Fastest Section Time (Section)	0:11.30 (400m)
Top Speed [km/h] (Section)	64.2 (400m)
Race State	Finished



Doomben QLD Professional

Race 8: CANADIAN CLUB TAILS STAKES - 1615m

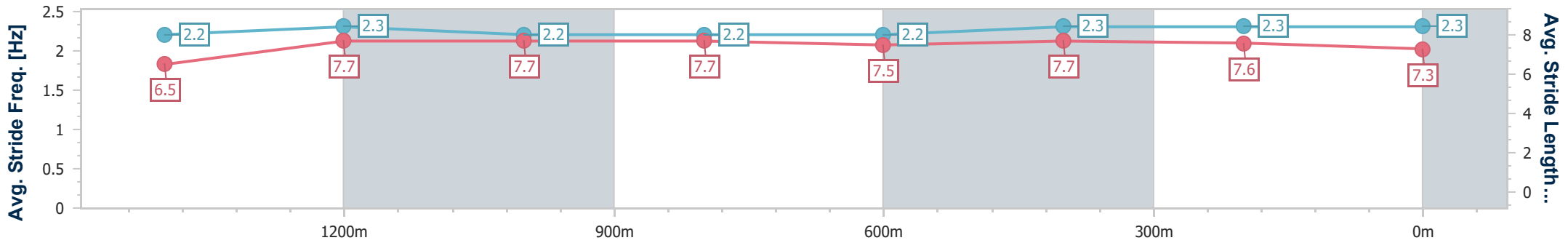
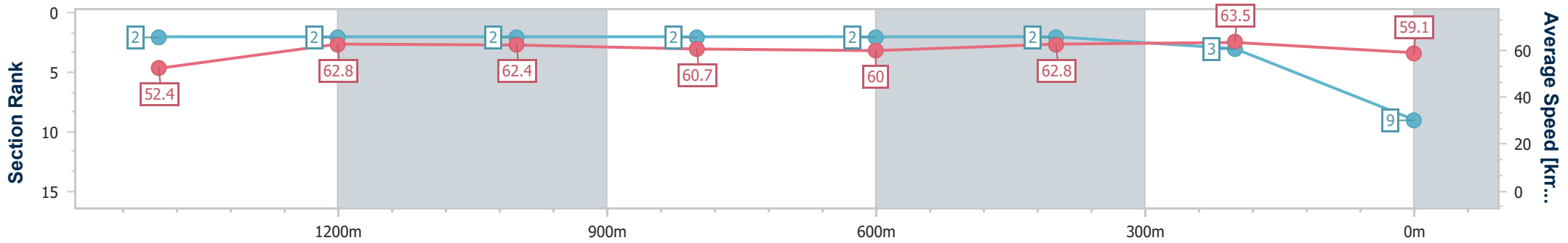
22 April 2023 - 15:48

Track Rating: Good 4, Weather: Fine, Rail Position: +3m Entire



BRISBANE RACING CLUB

Section	Overall	1400m	1200m	1000m	800m	600m	400m	200m					
Section Times	1:36.72 [9] (0:14.74)	1:21.98 [2] (0:11.51)	1:10.47 [2] (0:11.53)	0:58.94 [2] (0:11.91)	0:47.03 [2] (0:12.08)	0:34.95 [2] (0:11.46)	0:23.49 [2] (0:11.30)	0:12.19 [3] (0:12.19)					
Average Speed [km/h]	52.4	62.8	62.4	60.7	60.0	62.8	63.5	59.1					
Top Speed [km/h]	64.1	63.9	63.1	62.4	62.5	63.7	64.2	61.6					
Avg. Dist. to Rail [m]	1.3	0.5	2.2	1.8	1.4	0.6	0.8	0.6					
Avg. Stride Freq. [Hz]	2.2	2.3	2.2	2.2	2.2	2.3	2.3	2.3					
Avg. Stride Length [m]	6.5	7.7	7.7	7.7	7.5	7.7	7.6	7.3					



- [ ] Ranking at each section and finish
- .-.- No data available at this section
- NA No data available



Horse/Jockey Name	Yonkers
Final Rank	10
Fastest Section Time (Section)	0:11.12 (400m)
Top Speed [km/h] (Section)	65.6 (400m)
Race State	Finished



Doomben QLD Professional

Race 8: CANADIAN CLUB TAILS STAKES - 1615m

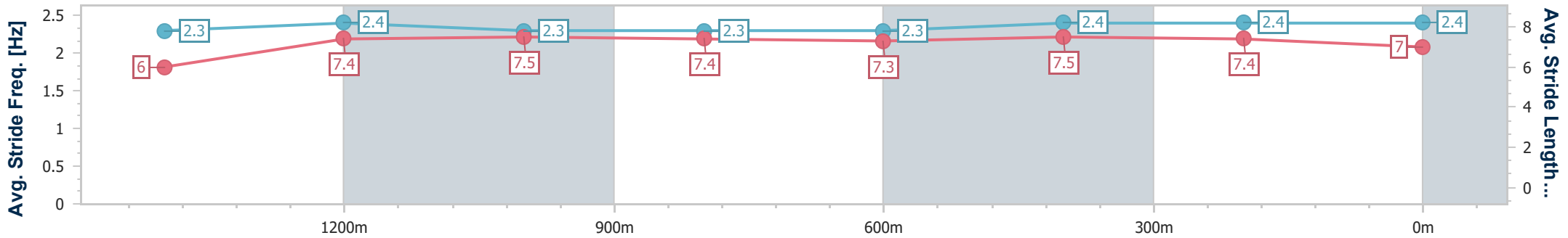
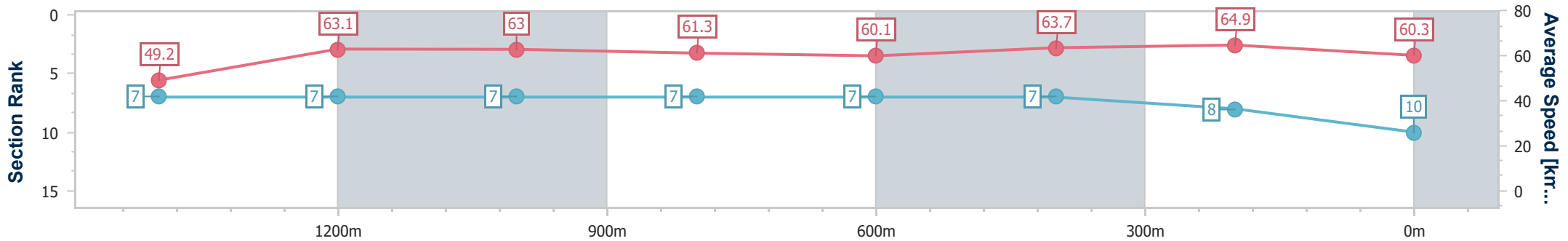
22 April 2023 - 15:48

Track Rating: Good 4, Weather: Fine, Rail Position: +3m Entire



BRISBANE RACING CLUB

Section	Overall	1400m	1200m	1000m	800m	600m	400m	200m
Section Times	1:36.76 [10] (0:15.72)	1:21.04 [7] (0:11.37)	1:09.67 [7] (0:11.44)	0:58.23 [7] (0:11.77)	0:46.46 [7] (0:12.06)	0:34.40 [7] (0:11.33)	0:23.07 [7] (0:11.12)	0:11.95 [8] (0:11.95)
Average Speed [km/h]	49.2	63.1	63.0	61.3	60.1	63.7	64.9	60.3
Top Speed [km/h]	62.2	64.0	64.2	62.6	61.5	65.0	65.6	62.6
Avg. Dist. to Rail [m]	2.6	0.5	0.4	0.8	0.9	0.8	2.5	4.3
Avg. Stride Freq. [Hz]	2.3	2.4	2.3	2.3	2.3	2.4	2.4	2.4
Avg. Stride Length [m]	6.0	7.4	7.5	7.4	7.3	7.5	7.4	7.0



- [ ] Ranking at each section and finish
- .-.- No data available at this section
- NA No data available