



# Sunshine Coast QLD Professional

## Race 8: BARRIER REEF POOLS Class 1 Handicap - 1400m

23 April 2023 - 16:07



Track Rating: Good 4, Weather: Fine, Rail Position: + 10m Entire

Section		Overall	1200m	1000m	800m	600m	400m	Last 600m				
Field Times		1:25.50 (0:14.19)	1:11.31 (0:11.25)	1:00.06 (0:12.18)	0:47.88 (0:12.67)	0:35.21 (0:11.98)	0:23.23 (0:11.33)	0:35.21				
Rank	TAB Horse/Jockey	Barrier	Top Speed [km/h]	Fastest Section	Distance Travelled [m]							
1	3 BRENTWOOD James Orman	7	65.3 1200m	0:11.27 1200m	1:25.50 [1] (0:14.19)	1:11.31 [1] (0:11.27)	1:00.04 [1] (0:12.16)	0:47.88 [1] (0:12.67)	0:35.21 [1] (0:11.98)	0:23.23 [1] (0:11.33)	0:35.21	
2	10 SPRING VALLEY Mark Du Plessis	12	65.0 400m	0:11.20 400m	1:25.64 [2] (0:14.85)	1:10.79 [9] (0:11.45)	0:59.34 [9] (0:11.99)	0:47.35 [8] (0:12.60)	0:34.75 [8] (0:11.86)	0:22.89 [7] (0:11.20)	0:34.75 +5	
3	7 ULTIMATE OUTCOME Bailey Wheeler	5	64.5 400m	0:11.49 1200m	1:25.76 [3] (0:14.27)	1:11.49 [4] (0:11.49)	1:00.00 [4] (0:12.08)	0:47.92 [3] (0:12.63)	0:35.29 [3] (0:11.95)	0:23.34 [3] (0:11.55)	0:35.29 +5	
4	5 MINTAKA LAD Jim Byrne	6	64.4 400m	0:11.32 400m	1:25.82 [4] (0:14.21)	1:11.61 [2] (0:11.50)	1:00.11 [3] (0:12.10)	0:48.01 [4] (0:12.67)	0:35.34 [4] (0:11.96)	0:23.38 [4] (0:11.32)	0:35.34 +4	
5	13 IRONSIDE Jai Williams	11	66.0 1200m	0:11.22 1200m	1:25.95 [5] (0:14.22)	1:11.73 [3] (0:11.22)	1:00.51 [2] (0:12.18)	0:48.33 [2] (0:12.67)	0:35.66 [2] (0:12.03)	0:23.63 [2] (0:11.42)	0:35.66 +5	
6	15 DREAM CANDY Luke Tarrant	1	63.4 400m	0:11.47 400m	1:26.32 [6] (0:14.47)	1:11.85 [5] (0:11.57)	1:00.28 [5] (0:12.14)	0:48.14 [6] (0:12.51)	0:35.63 [6] (0:11.88)	0:23.75 [5] (0:11.47)	0:35.63 -1	
7	9 RABBIT STU Ben Thompson	10	63.5 Overall	0:11.53 400m	1:26.42 [7] (0:14.87)	1:11.55 [10] (0:11.60)	0:59.95 [10] (0:12.02)	0:47.93 [10] (0:12.50)	0:35.43 [9] (0:11.86)	0:23.57 [9] (0:11.53)	0:35.43 +0	
8	14 SUKICHE Matthew Gray	8	64.9 400m	0:11.39 400m	1:26.49 [8] (0:14.56)	1:11.93 [7] (0:11.60)	1:00.33 [7] (0:12.07)	0:48.26 [7] (0:12.45)	0:35.81 [5] (0:12.04)	0:23.77 [8] (0:11.39)	0:35.81 +5	
9	17 RENAULT Tiffani Brooker	13	63.5 400m	0:11.53 400m	1:26.59 [9] (0:14.52)	1:12.07 [6] (0:11.74)	1:00.33 [8] (0:12.13)	0:48.20 [9] (0:12.57)	0:35.63 [10] (0:11.89)	0:23.74 [10] (0:11.53)	0:35.63 +5	
10	11 NASHA Damien Thornton	2	64.9 Overall	0:11.34 1200m	1:27.39 [10] (0:14.75)	1:12.64 [8] (0:11.34)	1:01.30 [6] (0:12.05)	0:49.25 [5] (0:12.58)	0:36.67 [7] (0:11.96)	0:24.71 [6] (0:11.60)	0:36.67 +3	

Scratched: Mista Omega (#1), Enjouee (#2), Lovemetender (#4), Under The Cap (#6), Old Song (#8), Yankee Hussel (#12), Emperor's Secret (#16)

[ ] Ranking at each section and finish  
 -:-:- No data available at this section  
 NA No data available

SCN Saddle cloth number  
 DNF Did not finish  
 DNT Did not track



# Sunshine Coast QLD Professional

## Race 8: BARRIER REEF POOLS Class 1 Handicap - 1400m

23 April 2023 - 16:07



Track Rating: Good 4, Weather: Fine, Rail Position: + 10m Entire

Section				200m				Last 600m	
Field Times				0:11.90 (0:11.90)				0:35.21	
Rank	TAB	Horse/Jockey	Barrier	Top Speed [km/h]	Fastest Section	Margin			Distance Travelled [m]
1	3	<b>BRENTWOOD</b> James Orman	7	65.3 1200m	0:11.27 1200m	0:11.90 [1] (0:11.90)	1:25.50		0:35.21
2	10	<b>SPRING VALLEY</b> Mark Du Plessis	12	65.0 400m	0:11.20 400m	0:11.69 [4] (0:11.69)	0.8L		0:34.75 +5
3	7	<b>ULTIMATE OUTCOME</b> Bailey Wheeler	5	64.5 400m	0:11.49 1200m	0:11.79 [5] (0:11.79)	1.3L		0:35.29 +5
4	5	<b>MINTAKA LAD</b> Jim Byrne	6	64.4 400m	0:11.32 400m	0:12.06 [3] (0:12.06)	1.5L		0:35.34 +4
5	13	<b>IRONSIDE</b> Jai Williams	11	66.0 1200m	0:11.22 1200m	0:12.21 [2] (0:12.21)	2.3L		0:35.66 +5
6	15	<b>DREAM CANDY</b> Luke Tarrant	1	63.4 400m	0:11.47 400m	0:12.28 [6] (0:12.28)	4.3L		0:35.63 -1
7	9	<b>RABBIT STU</b> Ben Thompson	10	63.5 Overall	0:11.53 400m	0:12.04 [9] (0:12.04)	4.7L		0:35.43 +0
8	14	<b>SUKICHE</b> Matthew Gray	8	64.9 400m	0:11.39 400m	0:12.38 [7] (0:12.38)	5L		0:35.81 +5
9	17	<b>RENAULT</b> Tiffani Brooker	13	63.5 400m	0:11.53 400m	0:12.21 [10] (0:12.21)	5.5L		0:35.63 +5
10	11	<b>NASHA</b> Damien Thornton	2	64.9 Overall	0:11.34 1200m	0:13.11 [8] (0:13.11)	10L		0:36.67 +3

Scratched: Mista Omega (#1), Enjouee (#2), Lovemetender (#4), Under The Cap (#6), Old Song (#8), Yankee Hussel (#12), Emperor's Secret (#16)

[ ] Ranking at each section and finish  
 -:-:- No data available at this section  
 NA No data available

SCN Saddle cloth number  
 DNF Did not finish  
 DNT Did not track



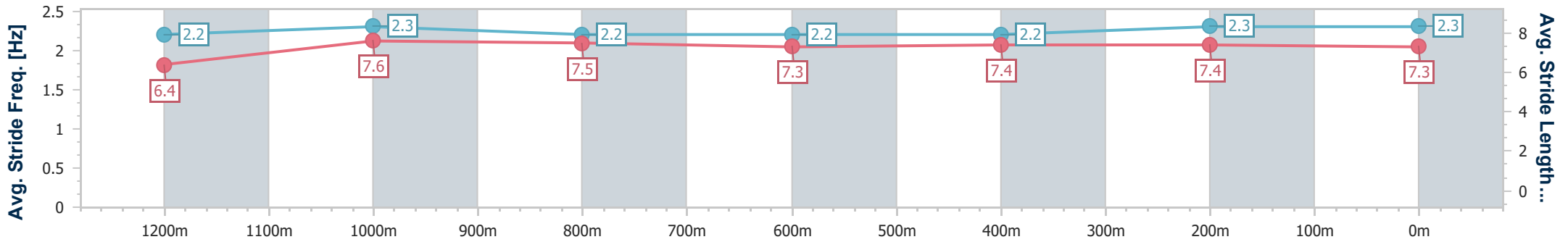
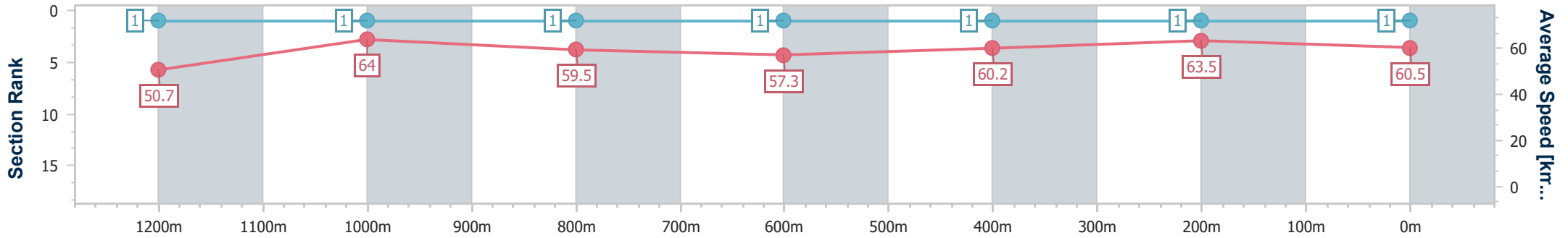
Horse/Jockey Name	Brentwood
Final Rank	1
Fastest Section Time (Section)	0:11.27 (1200m)
Top Speed [km/h] (Section)	65.3 (1200m)
Race State	Finished



Sunshine Coast QLD Professional  
 Race 8: BARRIER REEF POOLS Class 1 Handicap - 1400m  
 23 April 2023 - 16:07  
 Track Rating: Good 4, Weather: Fine, Rail Position: + 10m Entire



Section	Overall	1200m	1000m	800m	600m	400m	200m
Section Times	1:25.50 [1] (0:14.19)	1:11.31 [1] (0:11.27)	1:00.04 [1] (0:12.16)	0:47.88 [1] (0:12.67)	0:35.21 [1] (0:11.98)	0:23.23 [1] (0:11.33)	0:11.90 [1] (0:11.90)
Average Speed [km/h]	50.7	64.0	59.5	57.3	60.2	63.5	60.5
Top Speed [km/h]	64.1	65.3	62.0	58.3	62.7	64.2	62.4
Avg. Dist. to Rail [m]	8.1	4.4	1.8	1.1	0.5	0.8	0.3
Avg. Stride Freq. [Hz]	2.2	2.3	2.2	2.2	2.2	2.3	2.3
Avg. Stride Length [m]	6.4	7.6	7.5	7.3	7.4	7.4	7.3



- [ ] Ranking at each section and finish
- .-.- No data available at this section
- NA No data available



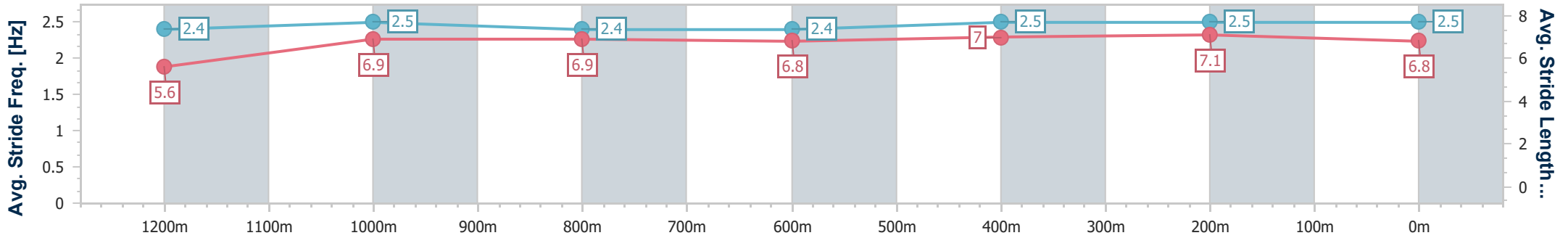
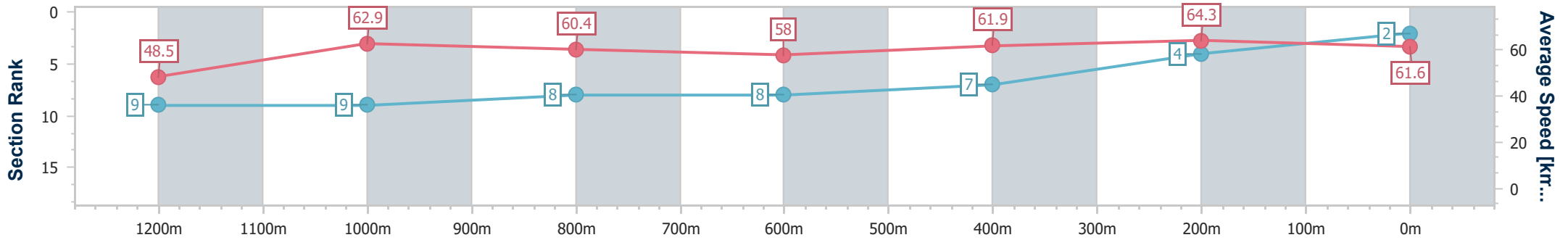
Horse/Jockey Name	Spring Valley
Final Rank	2
Fastest Section Time (Section)	0:11.20 (400m)
Top Speed [km/h] (Section)	65.0 (400m)
Race State	Finished



Sunshine Coast QLD Professional  
 Race 8: BARRIER REEF POOLS Class 1 Handicap - 1400m  
 23 April 2023 - 16:07  
 Track Rating: Good 4, Weather: Fine, Rail Position: + 10m Entire



Section	Overall	1200m	1000m	800m	600m	400m	200m
Section Times	1:25.64 [2] (0:14.85)	1:10.79 [9] (0:11.45)	0:59.34 [9] (0:11.99)	0:47.35 [8] (0:12.60)	0:34.75 [8] (0:11.86)	0:22.89 [7] (0:11.20)	0:11.69 [4] (0:11.69)
Average Speed [km/h]	48.5	62.9	60.4	58.0	61.9	64.3	61.6
Top Speed [km/h]	65.0	64.2	62.5	59.3	64.1	65.0	63.4
Avg. Dist. to Rail [m]	8.1	2.6	1.4	2.9	3.3	2.3	1.1
Avg. Stride Freq. [Hz]	2.4	2.5	2.4	2.4	2.5	2.5	2.5
Avg. Stride Length [m]	5.6	6.9	6.9	6.8	7.0	7.1	6.8



- [ ] Ranking at each section and finish
- .-.- No data available at this section
- NA No data available



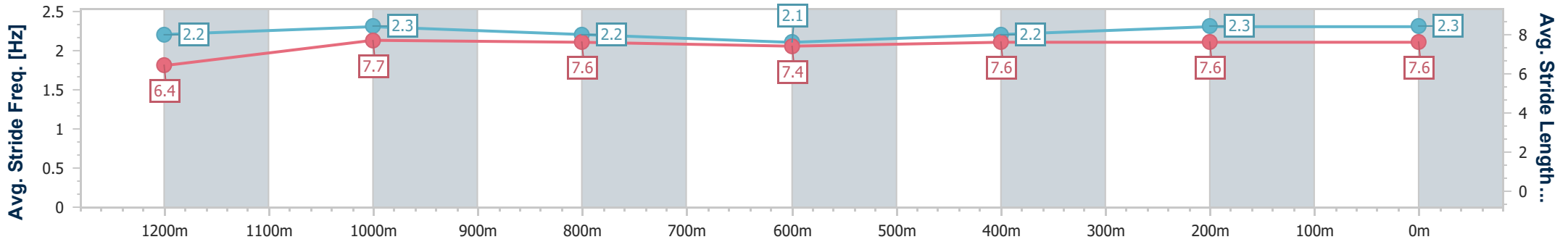
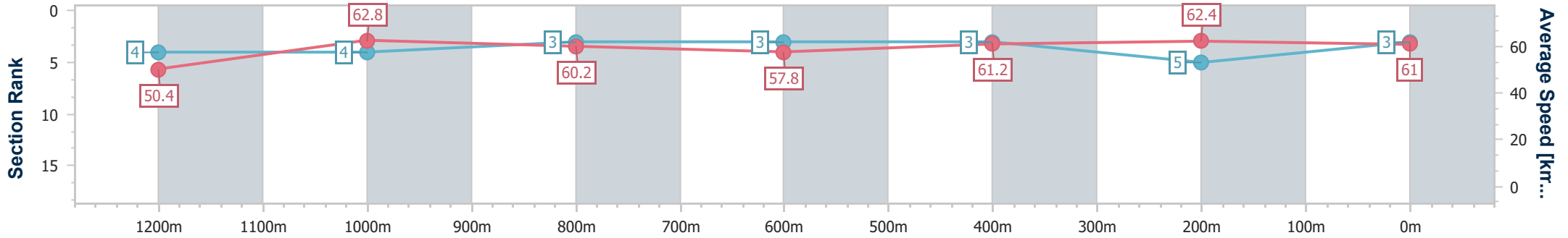
Horse/Jockey Name	Ultimate Outcome
Final Rank	3
Fastest Section Time (Section)	0:11.49 (1200m)
Top Speed [km/h] (Section)	64.5 (400m)
Race State	Finished



Sunshine Coast QLD Professional  
 Race 8: BARRIER REEF POOLS Class 1 Handicap - 1400m  
 23 April 2023 - 16:07  
 Track Rating: Good 4, Weather: Fine, Rail Position: + 10m Entire



Section	Overall	1200m	1000m	800m	600m	400m	200m
Section Times	1:25.76 [3] (0:14.27)	1:11.49 [4] (0:11.49)	1:00.00 [4] (0:12.08)	0:47.92 [3] (0:12.63)	0:35.29 [3] (0:11.95)	0:23.34 [3] (0:11.55)	0:11.79 [5] (0:11.79)
Average Speed [km/h]	50.4	62.8	60.2	57.8	61.2	62.4	61.0
Top Speed [km/h]	63.8	63.7	62.1	59.6	63.4	64.5	62.3
Avg. Dist. to Rail [m]	4.2	1.8	2.6	2.5	2.9	1.7	0.2
Avg. Stride Freq. [Hz]	2.2	2.3	2.2	2.1	2.2	2.3	2.3
Avg. Stride Length [m]	6.4	7.7	7.6	7.4	7.6	7.6	7.6



- [ ] Ranking at each section and finish
- .-.- No data available at this section
- NA No data available



Horse/Jockey Name	Mintaka Lad
Final Rank	4
Fastest Section Time (Section)	0:11.32 (400m)
Top Speed [km/h] (Section)	64.4 (400m)
Race State	Finished



Sunshine Coast QLD Professional

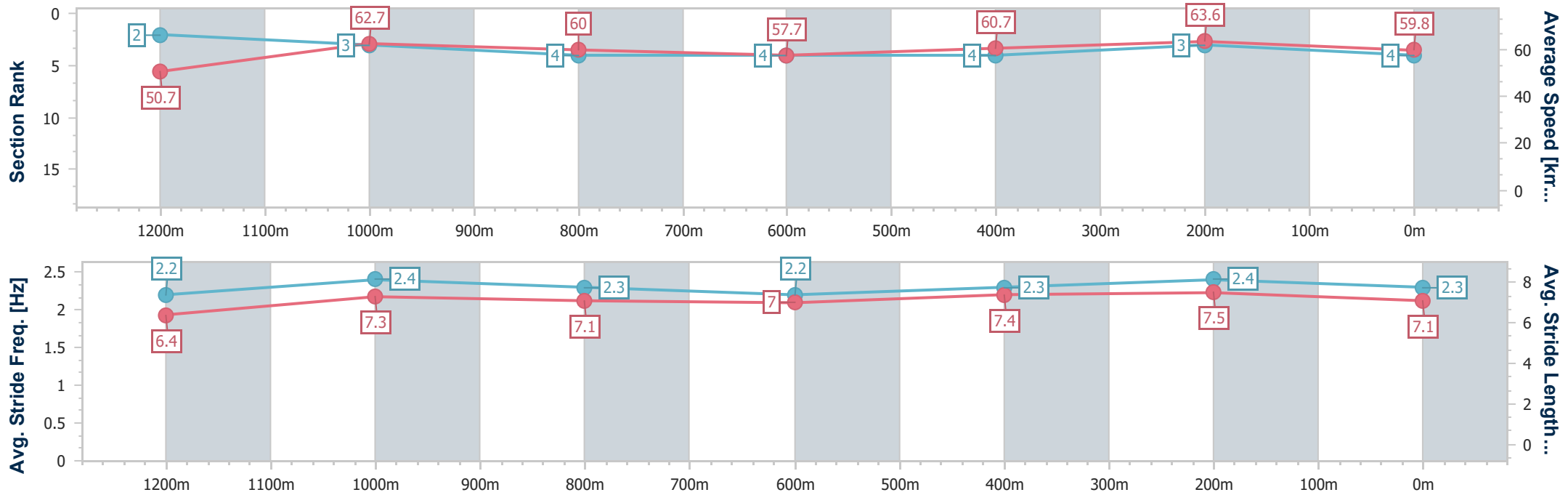
Race 8: BARRIER REEF POOLS Class 1 Handicap - 1400m



23 April 2023 - 16:07

Track Rating: Good 4, Weather: Fine, Rail Position: + 10m Entire

Section	Overall	1200m	1000m	800m	600m	400m	200m
Section Times	1:25.82 [4] (0:14.21)	1:11.61 [2] (0:11.50)	1:00.11 [3] (0:12.10)	0:48.01 [4] (0:12.67)	0:35.34 [4] (0:11.96)	0:23.38 [4] (0:11.32)	0:12.06 [3] (0:12.06)
Average Speed [km/h]	50.7	62.7	60.0	57.7	60.7	63.6	59.8
Top Speed [km/h]	64.1	64.4	62.5	58.5	63.9	64.4	62.3
Avg. Dist. to Rail [m]	5.8	3.8	3.0	2.6	1.7	3.3	4.3
Avg. Stride Freq. [Hz]	2.2	2.4	2.3	2.2	2.3	2.4	2.3
Avg. Stride Length [m]	6.4	7.3	7.1	7.0	7.4	7.5	7.1



- [ ] Ranking at each section and finish
- .-.- No data available at this section
- NA No data available



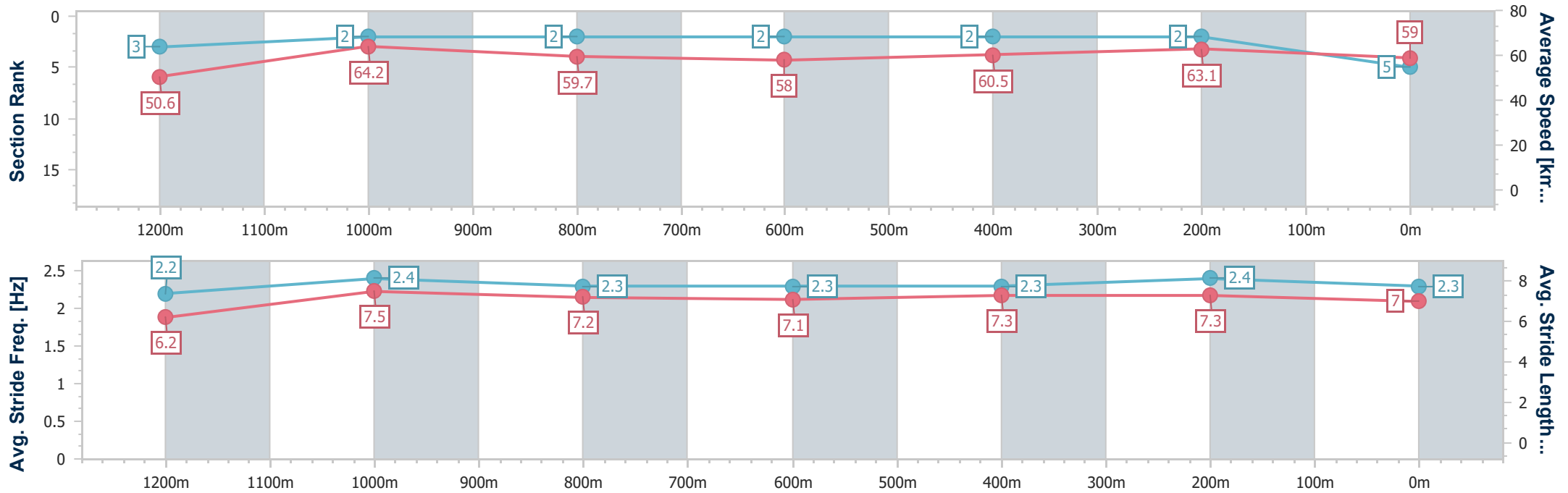
Horse/Jockey Name	Ironside
Final Rank	5
Fastest Section Time (Section)	0:11.22 (1200m)
Top Speed [km/h] (Section)	66.0 (1200m)
Race State	Finished



Sunshine Coast QLD Professional  
 Race 8: BARRIER REEF POOLS Class 1 Handicap - 1400m  
 23 April 2023 - 16:07  
 Track Rating: Good 4, Weather: Fine, Rail Position: + 10m Entire



Section	Overall	1200m	1000m	800m	600m	400m	200m
Section Times	1:25.95 [5] (0:14.22)	1:11.73 [3] (0:11.22)	1:00.51 [2] (0:12.18)	0:48.33 [2] (0:12.67)	0:35.66 [2] (0:12.03)	0:23.63 [2] (0:11.42)	0:12.21 [2] (0:12.21)
Average Speed [km/h]	50.6	64.2	59.7	58.0	60.5	63.1	59.0
Top Speed [km/h]	66.0	66.0	61.4	61.8	62.8	64.9	61.3
Avg. Dist. to Rail [m]	10.4	6.4	3.7	3.1	2.4	1.9	0.5
Avg. Stride Freq. [Hz]	2.2	2.4	2.3	2.3	2.3	2.4	2.3
Avg. Stride Length [m]	6.2	7.5	7.2	7.1	7.3	7.3	7.0



- [ ] Ranking at each section and finish
- .-.- No data available at this section
- NA No data available



Horse/Jockey Name	Dream Candy
Final Rank	6
Fastest Section Time (Section)	0:11.47 (400m)
Top Speed [km/h] (Section)	63.4 (400m)
Race State	Finished



Sunshine Coast QLD Professional

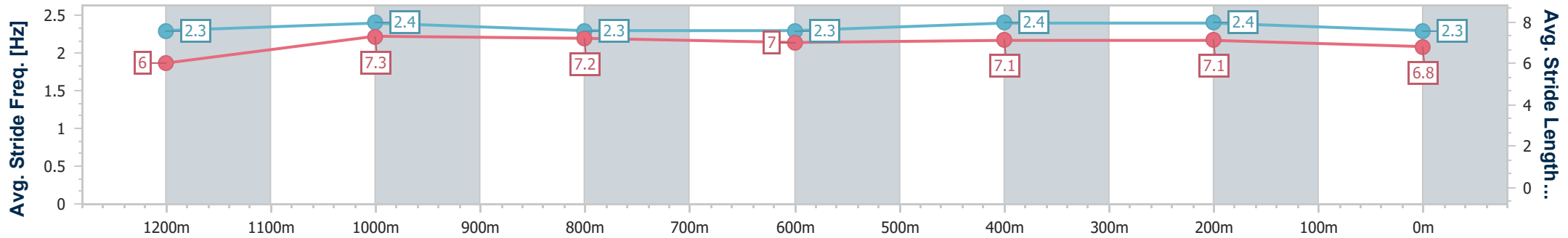
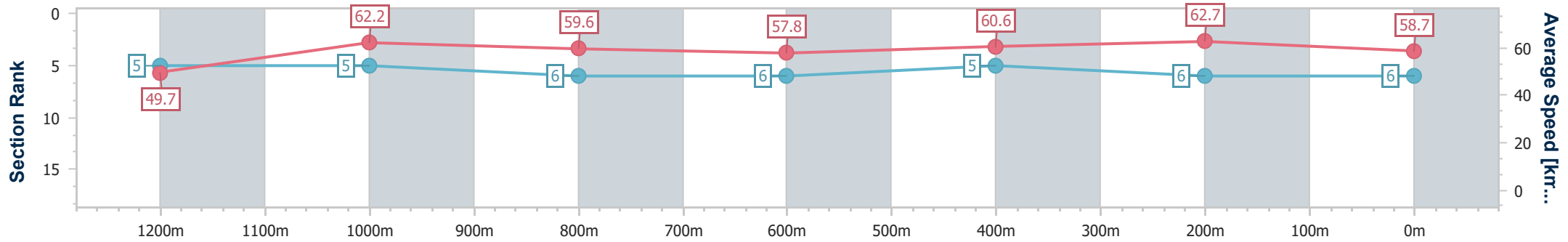
Race 8: BARRIER REEF POOLS Class 1 Handicap - 1400m



23 April 2023 - 16:07

Track Rating: Good 4, Weather: Fine, Rail Position: + 10m Entire

Section	Overall	1200m	1000m	800m	600m	400m	200m
Section Times	1:26.32 [6] (0:14.47)	1:11.85 [5] (0:11.57)	1:00.28 [5] (0:12.14)	0:48.14 [6] (0:12.51)	0:35.63 [6] (0:11.88)	0:23.75 [5] (0:11.47)	0:12.28 [6] (0:12.28)
Average Speed [km/h]	49.7	62.2	59.6	57.8	60.6	62.7	58.7
Top Speed [km/h]	62.6	63.1	61.1	59.4	62.7	63.4	61.1
Avg. Dist. to Rail [m]	2.7	2.3	1.9	0.7	0.2	0.6	0.4
Avg. Stride Freq. [Hz]	2.3	2.4	2.3	2.3	2.4	2.4	2.3
Avg. Stride Length [m]	6.0	7.3	7.2	7.0	7.1	7.1	6.8



- [ ] Ranking at each section and finish
- .-.- No data available at this section
- NA No data available





Horse/Jockey Name	Rabbit Stu
Final Rank	7
Fastest Section Time (Section)	0:11.53 (400m)
Top Speed [km/h] (Section)	63.5 (Overall)
Race State	Finished



Sunshine Coast QLD Professional

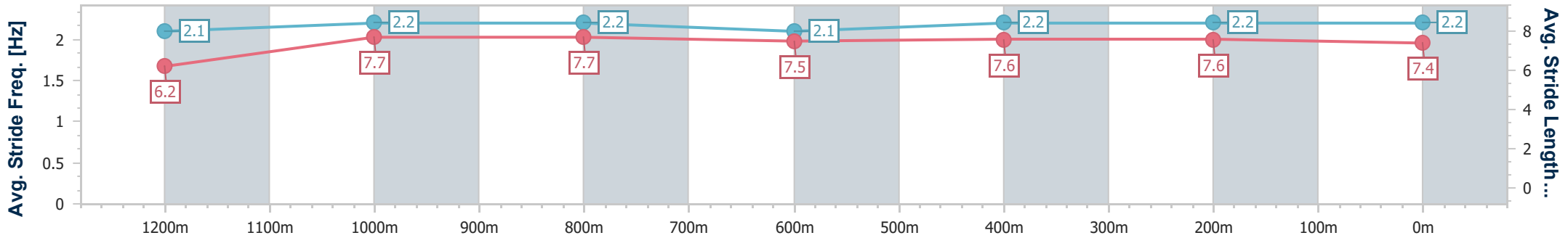
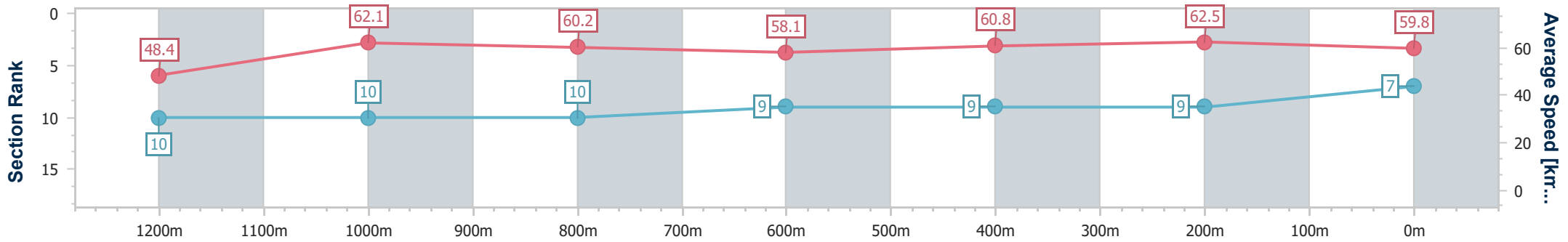
Race 8: BARRIER REEF POOLS Class 1 Handicap - 1400m



23 April 2023 - 16:07

Track Rating: Good 4, Weather: Fine, Rail Position: + 10m Entire

Section	Overall	1200m	1000m	800m	600m	400m	200m
Section Times	1:26.42 [7] (0:14.87)	1:11.55 [10] (0:11.60)	0:59.95 [10] (0:12.02)	0:47.93 [10] (0:12.50)	0:35.43 [9] (0:11.86)	0:23.57 [9] (0:11.53)	0:12.04 [9] (0:12.04)
Average Speed [km/h]	48.4	62.1	60.2	58.1	60.8	62.5	59.8
Top Speed [km/h]	63.5	63.4	61.9	59.6	62.6	63.1	61.7
Avg. Dist. to Rail [m]	5.9	2.5	1.8	1.3	0.7	0.3	0.5
Avg. Stride Freq. [Hz]	2.1	2.2	2.2	2.1	2.2	2.2	2.2
Avg. Stride Length [m]	6.2	7.7	7.7	7.5	7.6	7.6	7.4



- [ ] Ranking at each section and finish
- .-.- No data available at this section
- NA No data available



Horse/Jockey Name	Sukiche
Final Rank	8
Fastest Section Time (Section)	0:11.39 (400m)
Top Speed [km/h] (Section)	64.9 (400m)
Race State	Finished



Sunshine Coast QLD Professional

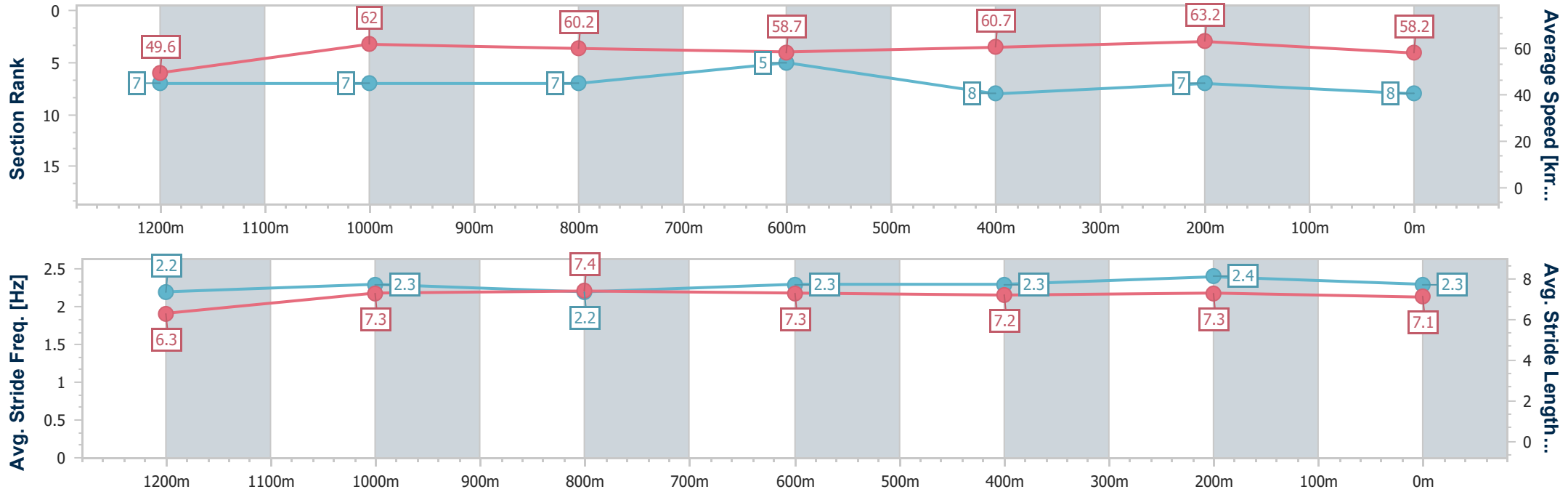
Race 8: BARRIER REEF POOLS Class 1 Handicap - 1400m



23 April 2023 - 16:07

Track Rating: Good 4, Weather: Fine, Rail Position: + 10m Entire

Section	Overall	1200m	1000m	800m	600m	400m	200m
Section Times	1:26.49 [8] (0:14.56)	1:11.93 [7] (0:11.60)	1:00.33 [7] (0:12.07)	0:48.26 [7] (0:12.45)	0:35.81 [5] (0:12.04)	0:23.77 [8] (0:11.39)	0:12.38 [7] (0:12.38)
Average Speed [km/h]	49.6	62.0	60.2	58.7	60.7	63.2	58.2
Top Speed [km/h]	61.8	63.5	61.7	60.3	63.5	64.9	60.8
Avg. Dist. to Rail [m]	6.9	4.4	3.6	2.5	2.6	4.4	4.2
Avg. Stride Freq. [Hz]	2.2	2.3	2.2	2.3	2.3	2.4	2.3
Avg. Stride Length [m]	6.3	7.3	7.4	7.3	7.2	7.3	7.1



- [ ] Ranking at each section and finish
- .-.- No data available at this section
- NA No data available



Horse/Jockey Name	Renault
Final Rank	9
Fastest Section Time (Section)	0:11.53 (400m)
Top Speed [km/h] (Section)	63.5 (400m)
Race State	Finished



Sunshine Coast QLD Professional

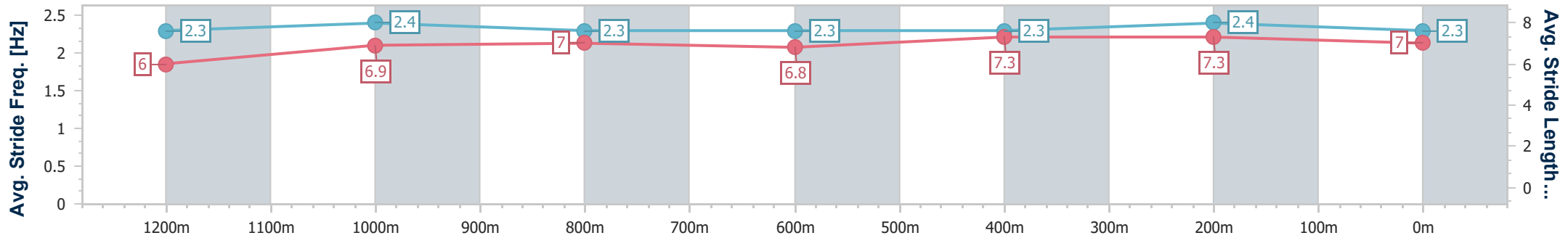
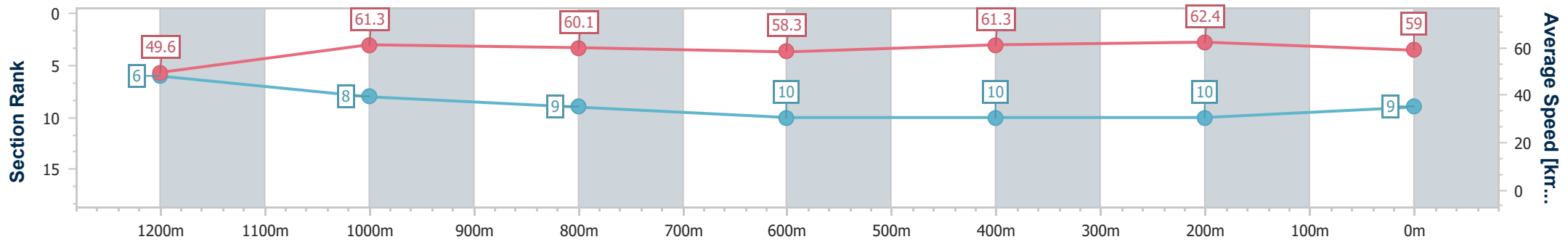
Race 8: BARRIER REEF POOLS Class 1 Handicap - 1400m



23 April 2023 - 16:07

Track Rating: Good 4, Weather: Fine, Rail Position: + 10m Entire

Section	Overall	1200m	1000m	800m	600m	400m	200m
Section Times	1:26.59 [9] (0:14.52)	1:12.07 [6] (0:11.74)	1:00.33 [8] (0:12.13)	0:48.20 [9] (0:12.57)	0:35.63 [10] (0:11.89)	0:23.74 [10] (0:11.53)	0:12.21 [10] (0:12.21)
Average Speed [km/h]	49.6	61.3	60.1	58.3	61.3	62.4	59.0
Top Speed [km/h]	62.4	61.9	61.4	59.9	62.4	63.5	60.6
Avg. Dist. to Rail [m]	9.3	4.8	3.9	3.0	2.1	3.7	4.8
Avg. Stride Freq. [Hz]	2.3	2.4	2.3	2.3	2.3	2.4	2.3
Avg. Stride Length [m]	6.0	6.9	7.0	6.8	7.3	7.3	7.0



- [ ] Ranking at each section and finish
- .-.- No data available at this section
- NA No data available



Horse/Jockey Name	Nasha
Final Rank	10
Fastest Section Time (Section)	0:11.34 (1200m)
Top Speed [km/h] (Section)	64.9 (Overall)
Race State	Finished



Sunshine Coast QLD Professional

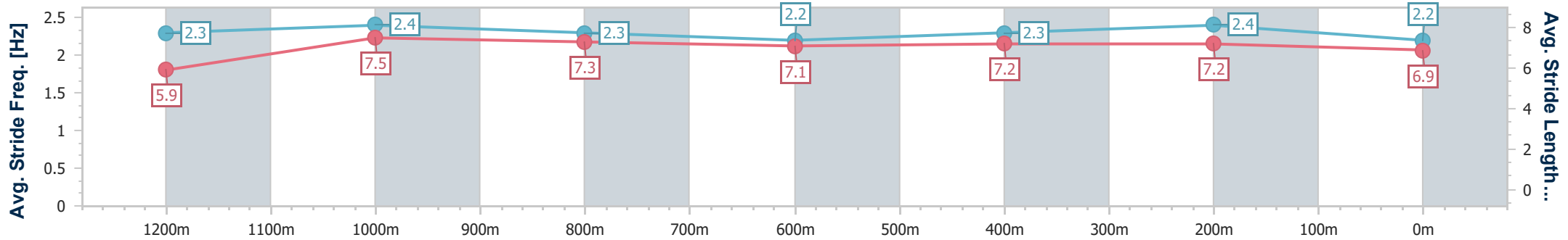
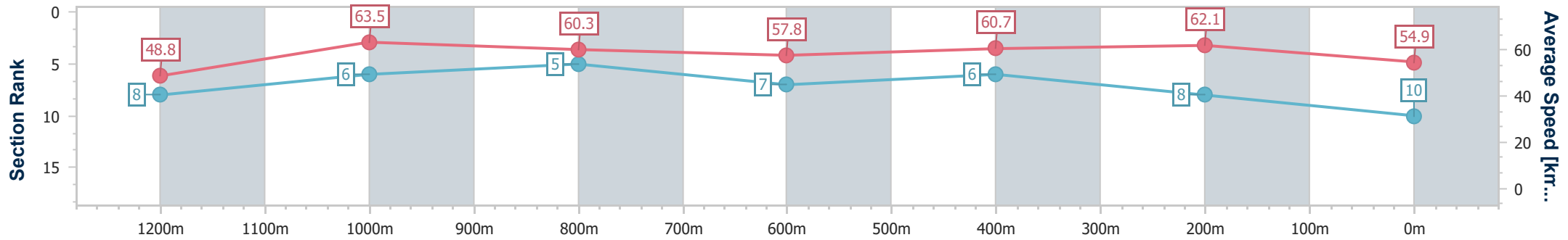
Race 8: BARRIER REEF POOLS Class 1 Handicap - 1400m



23 April 2023 - 16:07

Track Rating: Good 4, Weather: Fine, Rail Position: + 10m Entire

Section	Overall	1200m	1000m	800m	600m	400m	200m
Section Times	1:27.39 [10] (0:14.75)	1:12.64 [8] (0:11.34)	1:01.30 [6] (0:12.05)	0:49.25 [5] (0:12.58)	0:36.67 [7] (0:11.96)	0:24.71 [6] (0:11.60)	0:13.11 [8] (0:13.11)
Average Speed [km/h]	48.8	63.5	60.3	57.8	60.7	62.1	54.9
Top Speed [km/h]	64.9	64.9	62.9	59.5	62.5	64.2	59.4
Avg. Dist. to Rail [m]	3.1	3.3	2.8	1.8	1.4	2.6	1.9
Avg. Stride Freq. [Hz]	2.3	2.4	2.3	2.2	2.3	2.4	2.2
Avg. Stride Length [m]	5.9	7.5	7.3	7.1	7.2	7.2	6.9



- [ ] Ranking at each section and finish
- .-.- No data available at this section
- NA No data available