



# Ipswich QLD Professional

## Race 5: IPSWICH TRADES HALL Class 2 Handicap - 1666m

01 May 2023 - 14:48



Track Rating: Soft 6, Weather: Fine, Rail Position: True

Section	Overall	1400m	1200m	1000m	800m	600m	400m	Last 600m						
Field Times	1:42.27 (0:18.41)	1:23.86 (0:11.65)	1:12.21 (0:11.88)	1:00.33 (0:11.87)	0:48.46 (0:11.79)	0:36.67 (0:12.02)	0:24.65 (0:12.20)	0:36.67						
Rank	TAB	Horse/Jockey	Barrier	Top Speed [km/h]	Fastest Section								Distance Travelled [m]	
1	8	PICK ZA BEANS Samantha Collett	7	62.8 1400m	0:11.66 800m	1:42.27 [1] (0:19.51)	1:22.76 [8] (0:11.83)	1:10.93 [8] (0:11.77)	0:59.16 [8] (0:11.67)	0:47.49 [8] (0:11.66)	0:35.83 [8] (0:11.70)	0:24.13 [6] (0:12.01)	0:35.83	
2	4	DAEDALUS Ashley Morgan	1	62.5 Overall	0:11.68 800m	1:42.27 [2] (0:18.97)	1:23.30 [5] (0:11.80)	1:11.50 [5] (0:11.87)	0:59.63 [5] (0:11.86)	0:47.77 [5] (0:11.68)	0:36.09 [5] (0:11.84)	0:24.25 [5] (0:12.04)	0:36.09	-8
3	5	DAZZLING FLASH Ben Thompson	11	63.0 Overall	0:11.71 1400m	1:42.71 [3] (0:18.50)	1:24.21 [2] (0:11.71)	1:12.50 [2] (0:11.89)	1:00.61 [2] (0:11.89)	0:48.72 [2] (0:11.71)	0:37.01 [2] (0:11.92)	0:25.09 [2] (0:12.20)	0:37.01	-6
4	9	TONI TOO Jaden Lloyd	12	63.7 600m	0:11.45 800m	1:43.00 [4] (0:19.65)	1:23.35 [9] (0:11.95)	1:11.40 [9] (0:11.94)	0:59.46 [9] (0:11.74)	0:47.72 [9] (0:11.45)	0:36.27 [9] (0:11.67)	0:24.60 [9] (0:12.15)	0:36.27	-7
5	7	REEL WILD Mark Du Plessis	10	62.4 Overall	0:11.68 800m	1:43.01 [5] (0:19.34)	1:23.67 [7] (0:11.80)	1:11.87 [7] (0:11.89)	0:59.98 [7] (0:11.74)	0:48.24 [7] (0:11.68)	0:36.56 [7] (0:11.81)	0:24.75 [8] (0:12.17)	0:36.56	-9
6	11	BRING THE STARS Nathan Thomas	5	62.7 1400m	0:11.77 800m	1:43.14 [6] (0:19.04)	1:24.10 [6] (0:11.82)	1:12.28 [6] (0:11.86)	1:00.42 [6] (0:11.85)	0:48.57 [6] (0:11.77)	0:36.80 [6] (0:11.88)	0:24.92 [7] (0:12.18)	0:36.80	-6
7	3	TIGER FOR LIFE Georgina Cartwright	8	64.1 Overall	0:11.65 1400m	1:43.24 [7] (0:18.41)	1:24.83 [1] (0:11.65)	1:13.18 [1] (0:11.88)	1:01.30 [1] (0:11.87)	0:49.43 [1] (0:11.79)	0:37.64 [1] (0:12.03)	0:25.61 [1] (0:12.48)	0:37.64	-10
8	6	MADAM CHA CHA Micheal Hellyer	6	63.2 Overall	0:11.77 800m	1:43.33 [8] (0:18.72)	1:24.61 [4] (0:11.79)	1:12.82 [3] (0:11.89)	1:00.93 [3] (0:11.89)	0:49.04 [3] (0:11.77)	0:37.27 [4] (0:11.93)	0:25.34 [4] (0:12.41)	0:37.27	+0
9	10	SAGRADO Jake Bayliss	3	62.2 Overall	0:11.67 800m	1:43.62 [9] (0:18.66)	1:24.96 [3] (0:11.86)	1:13.10 [4] (0:11.91)	1:01.19 [4] (0:11.89)	0:49.30 [4] (0:11.67)	0:37.63 [3] (0:11.94)	0:25.69 [3] (0:12.32)	0:37.63	-9

Scratched: Gwan So (#1), Buon Acquisto (#2), Earn Out (#12)



**Ipswich QLD Professional**  
**Race 5: IPSWICH TRADES HALL Class 2 Handicap - 1666m**  
 01 May 2023 - 14:48



Track Rating: Soft 6, Weather: Fine, Rail Position: True

Section							200m	Last 600m	
Field Times							0:12.45 (0:12.45)	0:36.67	
Rank	TAB	Horse/Jockey	Barrier	Top Speed [km/h]	Fastest Section	Margin	Distance Travelled [m]		
1	8	<b>PICK ZA BEANS</b> Samantha Collett	7	62.8 1400m	0:11.66 800m	0:12.12 [4] (0:12.12)	1:42.27	0:35.83	
2	4	<b>DAEDALUS</b> Ashley Morgan	1	62.5 Overall	0:11.68 800m	0:12.21 [2] (0:12.21)	0.1L	0:36.09	-8
3	5	<b>DAZZLING FLASH</b> Ben Thompson	11	63.0 Overall	0:11.71 1400m	0:12.89 [1] (0:12.89)	2.6L	0:37.01	-6
4	9	<b>TONI TOO</b> Jaden Lloyd	12	63.7 600m	0:11.45 800m	0:12.45 [9] (0:12.45)	4.1L	0:36.27	-7
5	7	<b>REEL WILD</b> Mark Du Plessis	10	62.4 Overall	0:11.68 800m	0:12.58 [7] (0:12.58)	4.2L	0:36.56	-9
6	11	<b>BRING THE STARS</b> Nathan Thomas	5	62.7 1400m	0:11.77 800m	0:12.74 [6] (0:12.74)	5L	0:36.80	-6
7	3	<b>TIGER FOR LIFE</b> Georgina Cartwright	8	64.1 Overall	0:11.65 1400m	0:13.13 [3] (0:13.13)	5.5L	0:37.64	-10
8	6	<b>MADAM CHA CHA</b> Micheal Hellyer	6	63.2 Overall	0:11.77 800m	0:12.93 [7] (0:12.93)	5.9L	0:37.27	+0
9	10	<b>SAGRADO</b> Jake Bayliss	3	62.2 Overall	0:11.67 800m	0:13.37 [5] (0:13.37)	7.4L	0:37.63	-9

Scratched: Gwan So (#1), Buon Acquisto (#2), Earn Out (#12)

[ ] Ranking at each section and finish  
 -:-:- No data available at this section  
 NA No data available

SCN Saddle cloth number  
 DNF Did not finish  
 DNT Did not track



Horse/Jockey Name	Pick Za Beans
Final Rank	1
Fastest Section Time (Section)	0:11.66 (800m)
Top Speed [km/h] (Section)	62.8 (1400m)
Race State	Finished



### Ipswich QLD Professional

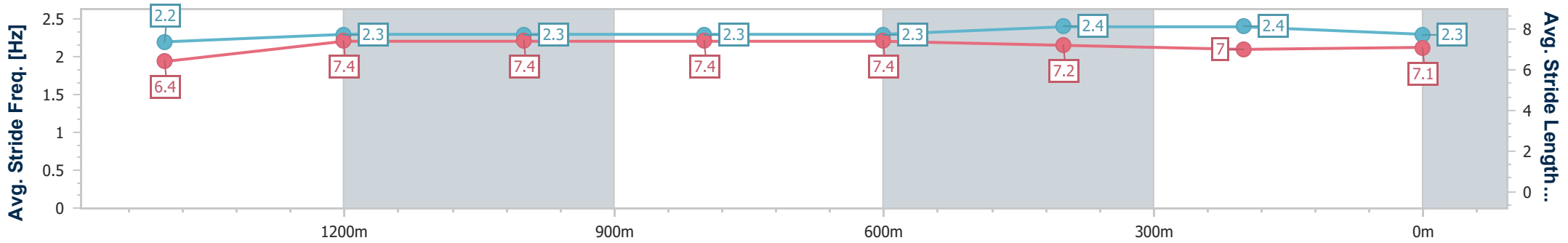
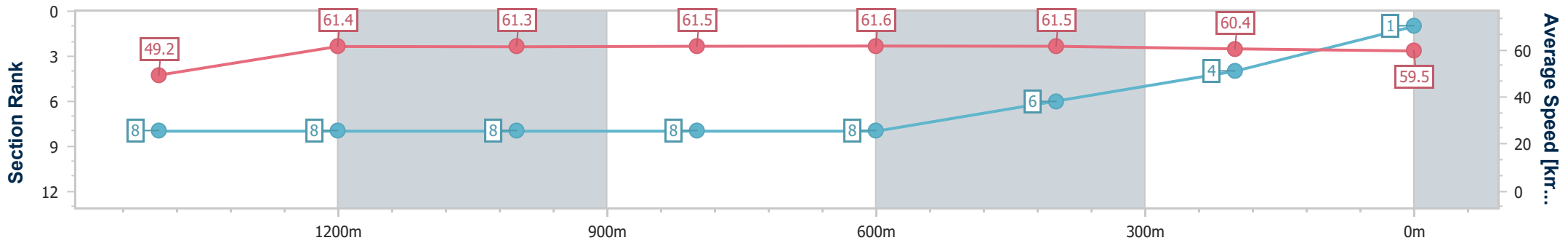
Race 5: IPSWICH TRADES HALL Class 2 Handicap - 1666m

01 May 2023 - 14:48



Track Rating: Soft 6, Weather: Fine, Rail Position: True

Section	Overall	1400m	1200m	1000m	800m	600m	400m	200m
Section Times	1:42.27 [1] (0:19.51)	1:22.76 [8] (0:11.83)	1:10.93 [8] (0:11.77)	0:59.16 [8] (0:11.67)	0:47.49 [8] (0:11.66)	0:35.83 [8] (0:11.70)	0:24.13 [6] (0:12.01)	0:12.12 [4]
Average Speed [km/h]	49.2	61.4	61.3	61.5	61.6	61.5	60.4	59.5
Top Speed [km/h]	60.3	62.8	62.4	62.0	62.7	62.6	61.9	60.7
Avg. Dist. to Rail [m]	5.2	1.8	0.7	0.5	0.9	0.6	3.5	5.0
Avg. Stride Freq. [Hz]	2.2	2.3	2.3	2.3	2.3	2.4	2.4	2.3
Avg. Stride Length [m]	6.4	7.4	7.4	7.4	7.4	7.2	7.0	7.1



- [ ] Ranking at each section and finish
- .-.- No data available at this section
- NA No data available



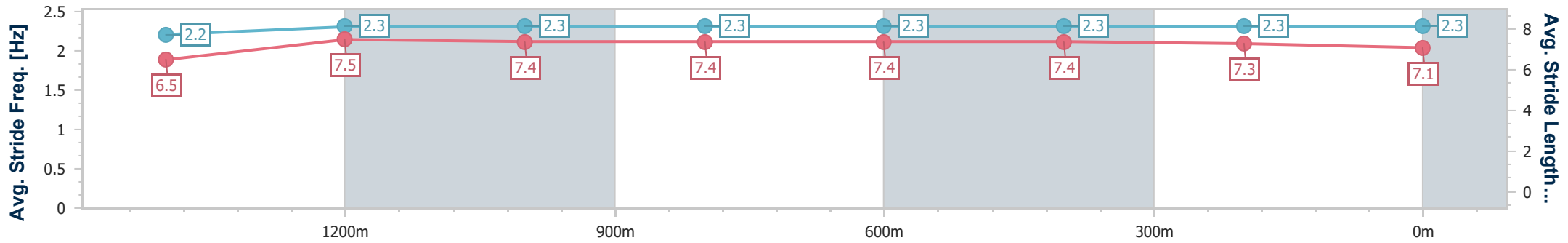
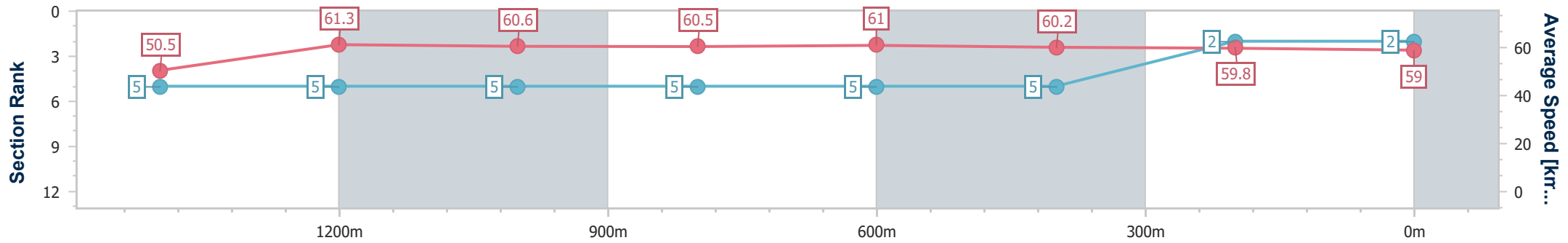
Horse/Jockey Name	Daedalus
Final Rank	2
Fastest Section Time (Section)	0:11.68 (800m)
Top Speed [km/h] (Section)	62.5 (Overall)
Race State	Finished



Ipswich QLD Professional  
 Race 5: IPSWICH TRADES HALL Class 2 Handicap - 1666m  
 01 May 2023 - 14:48  
 Track Rating: Soft 6, Weather: Fine, Rail Position: True



Section	Overall	1400m	1200m	1000m	800m	600m	400m	200m
Section Times	1:42.27 [2] (0:18.97)	1:23.30 [5] (0:11.80)	1:11.50 [5] (0:11.87)	0:59.63 [5] (0:11.86)	0:47.77 [5] (0:11.68)	0:36.09 [5] (0:11.84)	0:24.25 [5] (0:12.04)	0:12.21 [2] (0:12.21)
Average Speed [km/h]	50.5	61.3	60.6	60.5	61.0	60.2	59.8	59.0
Top Speed [km/h]	62.5	61.7	61.7	60.9	61.9	61.2	61.2	60.0
Avg. Dist. to Rail [m]	3.7	0.8	0.4	1.2	2.6	2.3	1.4	3.2
Avg. Stride Freq. [Hz]	2.2	2.3	2.3	2.3	2.3	2.3	2.3	2.3
Avg. Stride Length [m]	6.5	7.5	7.4	7.4	7.4	7.4	7.3	7.1



- [ ] Ranking at each section and finish
- .-.- No data available at this section
- NA No data available



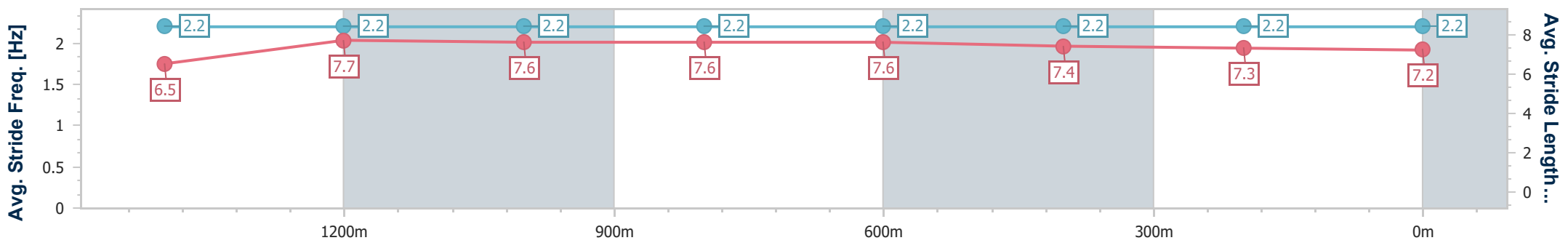
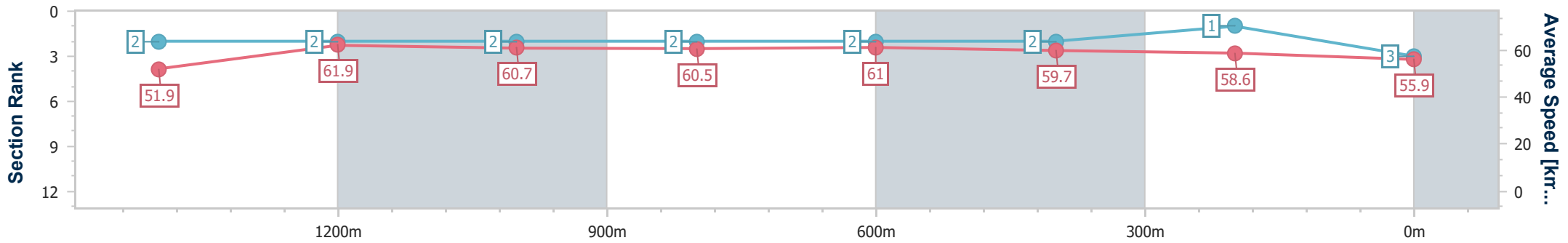
Horse/Jockey Name	Dazzling Flash
Final Rank	3
Fastest Section Time (Section)	0:11.71 (1400m)
Top Speed [km/h] (Section)	63.0 (Overall)
Race State	Finished



Ipswich QLD Professional  
 Race 5: IPSWICH TRADES HALL Class 2 Handicap - 1666m  
 01 May 2023 - 14:48  
 Track Rating: Soft 6, Weather: Fine, Rail Position: True



Section	Overall	1400m	1200m	1000m	800m	600m	400m	200m
Section Times	1:42.71 [3] (0:18.50)	1:24.21 [2] (0:11.71)	1:12.50 [2] (0:11.89)	1:00.61 [2] (0:11.89)	0:48.72 [2] (0:11.71)	0:37.01 [2] (0:11.92)	0:25.09 [2] (0:12.20)	0:12.89 [1] (0:12.89)
Average Speed [km/h]	51.9	61.9	60.7	60.5	61.0	59.7	58.6	55.9
Top Speed [km/h]	63.0	62.5	62.0	61.1	61.8	60.5	59.7	57.6
Avg. Dist. to Rail [m]	9.1	1.8	0.7	0.3	1.7	2.5	1.3	1.8
Avg. Stride Freq. [Hz]	2.2	2.2	2.2	2.2	2.2	2.2	2.2	2.2
Avg. Stride Length [m]	6.5	7.7	7.6	7.6	7.6	7.4	7.3	7.2



- [ ] Ranking at each section and finish
- .-.- No data available at this section
- NA No data available



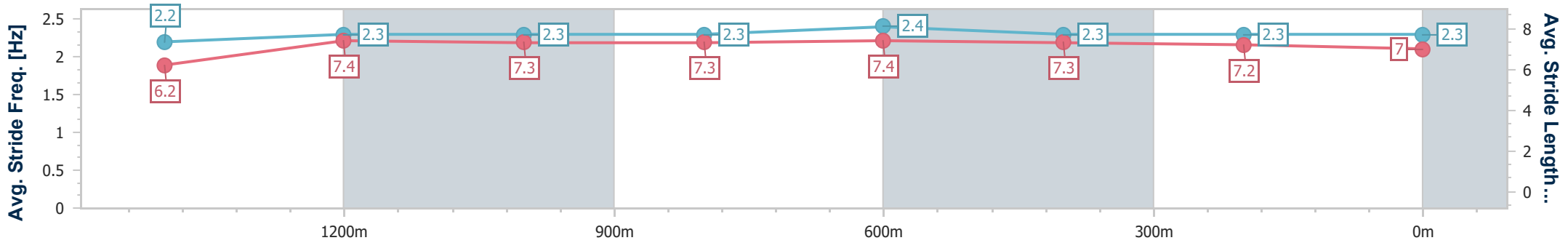
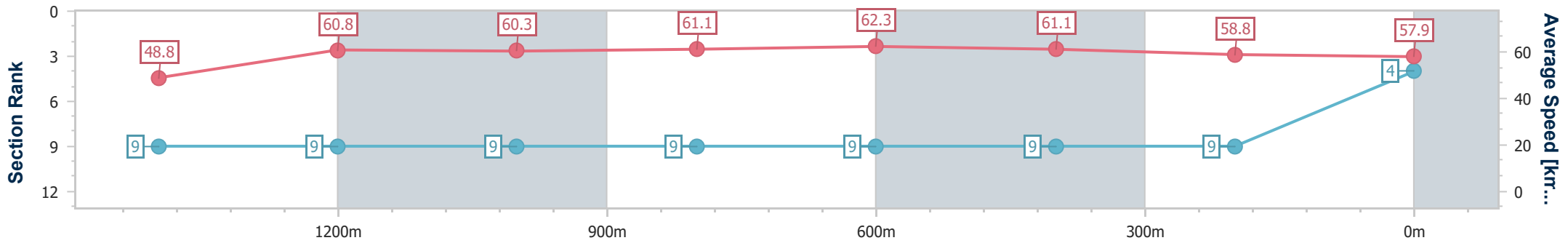
Horse/Jockey Name	Toni Too
Final Rank	4
Fastest Section Time (Section)	0:11.45 (800m)
Top Speed [km/h] (Section)	63.7 (600m)
Race State	Finished



Ipswich QLD Professional  
 Race 5: IPSWICH TRADES HALL Class 2 Handicap - 1666m  
 01 May 2023 - 14:48  
 Track Rating: Soft 6, Weather: Fine, Rail Position: True



Section	Overall	1400m	1200m	1000m	800m	600m	400m	200m
Section Times	1:43.00 [4] (0:19.65)	1:23.35 [9] (0:11.95)	1:11.40 [9] (0:11.94)	0:59.46 [9] (0:11.74)	0:47.72 [9] (0:11.45)	0:36.27 [9] (0:11.67)	0:24.60 [9] (0:12.15)	0:12.45 [9] (0:12.45)
Average Speed [km/h]	48.8	60.8	60.3	61.1	62.3	61.1	58.8	57.9
Top Speed [km/h]	60.6	61.7	61.4	62.8	63.6	63.7	59.5	59.3
Avg. Dist. to Rail [m]	7.6	1.9	0.6	1.0	2.4	2.2	1.5	0.6
Avg. Stride Freq. [Hz]	2.2	2.3	2.3	2.3	2.4	2.3	2.3	2.3
Avg. Stride Length [m]	6.2	7.4	7.3	7.3	7.4	7.3	7.2	7.0



- [ ] Ranking at each section and finish
- .-.- No data available at this section
- NA No data available



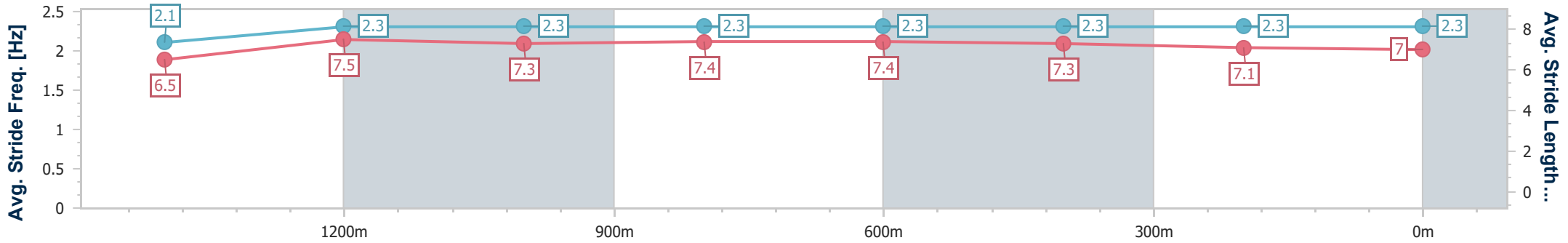
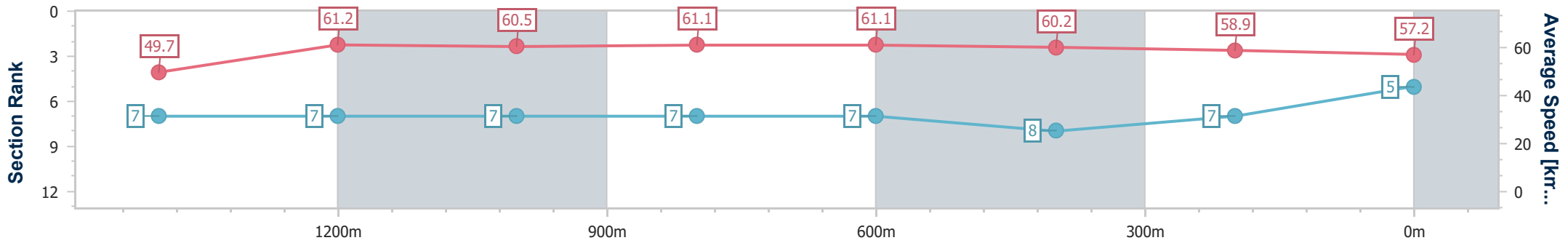
Horse/Jockey Name	Reel Wild
Final Rank	5
Fastest Section Time (Section)	0:11.68 (800m)
Top Speed [km/h] (Section)	62.4 (Overall)
Race State	Finished



Ipswich QLD Professional  
 Race 5: IPSWICH TRADES HALL Class 2 Handicap - 1666m  
 01 May 2023 - 14:48  
 Track Rating: Soft 6, Weather: Fine, Rail Position: True



Section	Overall	1400m	1200m	1000m	800m	600m	400m	200m
Section Times	1:43.01 [5] (0:19.34)	1:23.67 [7] (0:11.80)	1:11.87 [7] (0:11.89)	0:59.98 [7] (0:11.74)	0:48.24 [7] (0:11.68)	0:36.56 [7] (0:11.81)	0:24.75 [8] (0:12.17)	0:12.58 [7] (0:12.58)
Average Speed [km/h]	49.7	61.2	60.5	61.1	61.1	60.2	58.9	57.2
Top Speed [km/h]	62.4	61.6	61.4	61.7	62.1	62.2	59.9	58.4
Avg. Dist. to Rail [m]	7.1	1.3	0.5	1.5	2.6	2.7	1.0	1.2
Avg. Stride Freq. [Hz]	2.1	2.3	2.3	2.3	2.3	2.3	2.3	2.3
Avg. Stride Length [m]	6.5	7.5	7.3	7.4	7.4	7.3	7.1	7.0



- [ ] Ranking at each section and finish
- .-.- No data available at this section
- NA No data available



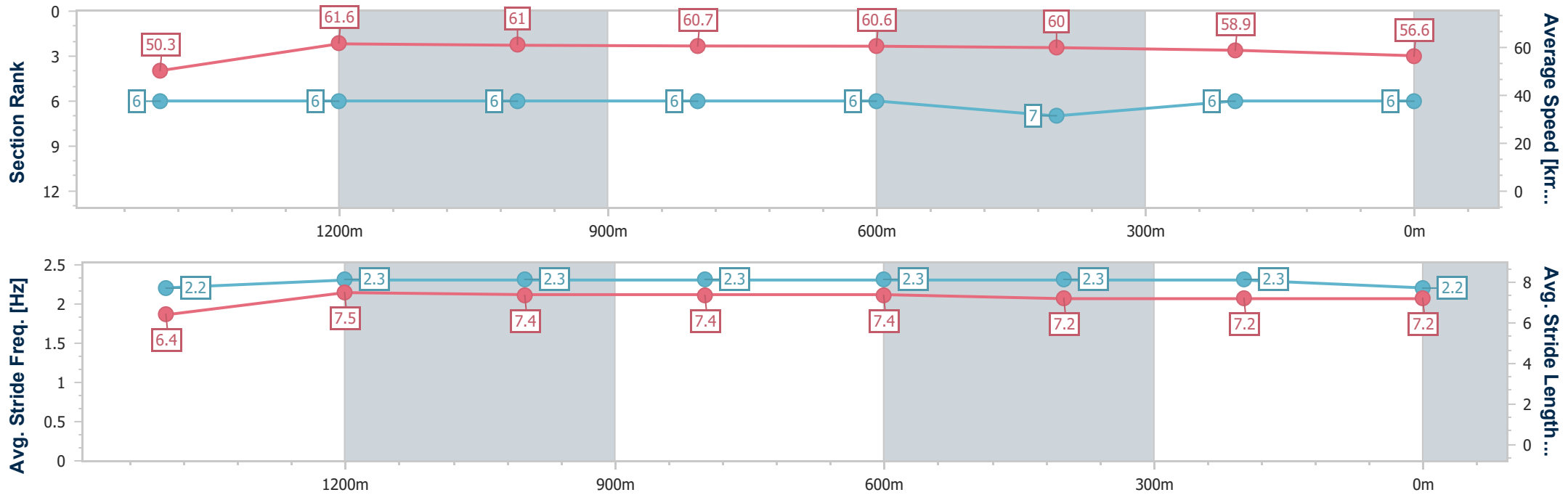
Horse/Jockey Name	Bring The Stars
Final Rank	6
Fastest Section Time (Section)	0:11.77 (800m)
Top Speed [km/h] (Section)	62.7 (1400m)
Race State	Finished



Ipswich QLD Professional  
 Race 5: IPSWICH TRADES HALL Class 2 Handicap - 1666m  
 01 May 2023 - 14:48  
 Track Rating: Soft 6, Weather: Fine, Rail Position: True



Section	Overall	1400m	1200m	1000m	800m	600m	400m	200m
Section Times	1:43.14 [6] (0:19.04)	1:24.10 [6] (0:11.82)	1:12.28 [6] (0:11.86)	1:00.42 [6] (0:11.85)	0:48.57 [6] (0:11.77)	0:36.80 [6] (0:11.88)	0:24.92 [7] (0:12.18)	0:12.74 [6] (0:12.74)
Average Speed [km/h]	50.3	61.6	61.0	60.7	60.6	60.0	58.9	56.6
Top Speed [km/h]	61.9	62.7	61.8	61.4	61.2	61.3	59.6	58.1
Avg. Dist. to Rail [m]	5.7	2.6	1.1	0.5	2.3	2.8	0.9	3.0
Avg. Stride Freq. [Hz]	2.2	2.3	2.3	2.3	2.3	2.3	2.3	2.2
Avg. Stride Length [m]	6.4	7.5	7.4	7.4	7.4	7.2	7.2	7.2



- [ ] Ranking at each section and finish
- .-.- No data available at this section
- NA No data available





Horse/Jockey Name	Tiger For Life
Final Rank	7
Fastest Section Time (Section)	0:11.65 (1400m)
Top Speed [km/h] (Section)	64.1 (Overall)
Race State	Finished



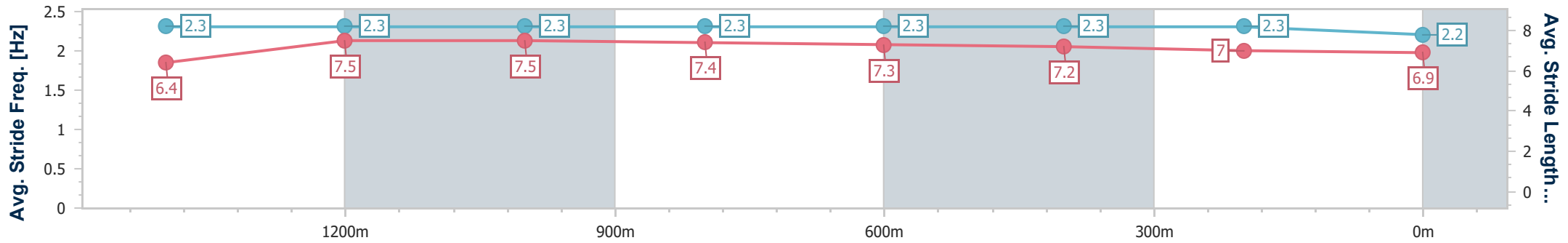
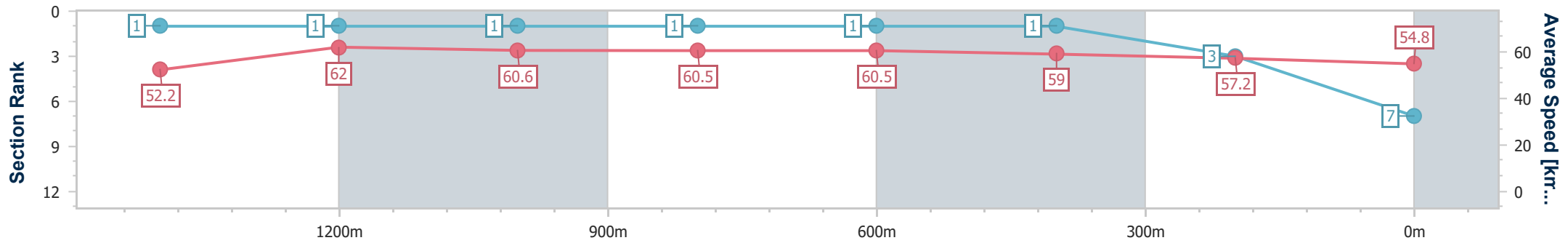
Ipswich QLD Professional  
 Race 5: IPSWICH TRADES HALL Class 2 Handicap - 1666m



01 May 2023 - 14:48

Track Rating: Soft 6, Weather: Fine, Rail Position: True

Section	Overall	1400m	1200m	1000m	800m	600m	400m	200m					
Section Times	1:43.24 [7] (0:18.41)	1:24.83 [1] (0:11.65)	1:13.18 [1] (0:11.88)	1:01.30 [1] (0:11.87)	0:49.43 [1] (0:11.79)	0:37.64 [1] (0:12.03)	0:25.61 [1] (0:12.48)	0:13.13 [3] (0:13.13)					
Average Speed [km/h]	52.2	62.0	60.6	60.5	60.5	59.0	57.2	54.8					
Top Speed [km/h]	64.1	62.7	61.9	61.1	61.3	59.7	59.2	56.5					
Avg. Dist. to Rail [m]	7.7	0.8	0.5	1.1	2.4	3.0	1.5	0.2					
Avg. Stride Freq. [Hz]	2.3	2.3	2.3	2.3	2.3	2.3	2.3	2.2					
Avg. Stride Length [m]	6.4	7.5	7.5	7.4	7.3	7.2	7.0	6.9					



- [ ] Ranking at each section and finish
- .-.- No data available at this section
- NA No data available



Horse/Jockey Name	Madam Cha Cha
Final Rank	8
Fastest Section Time (Section)	0:11.77 (800m)
Top Speed [km/h] (Section)	63.2 (Overall)
Race State	Finished



### Ipswich QLD Professional

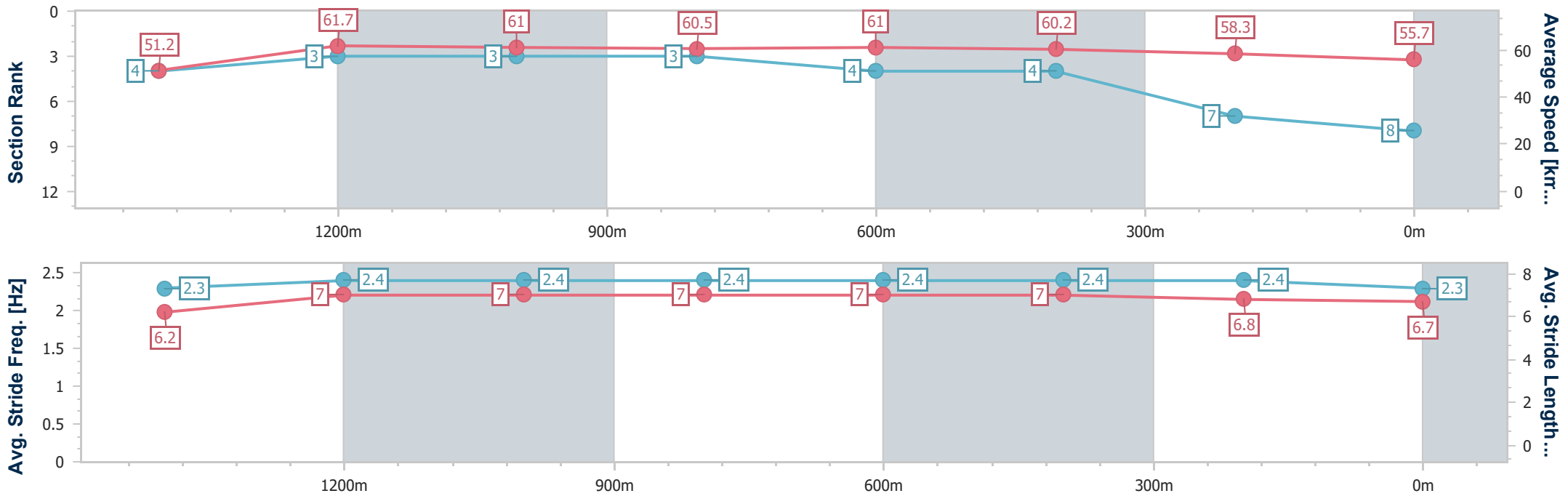
Race 5: IPSWICH TRADES HALL Class 2 Handicap - 1666m



01 May 2023 - 14:48

Track Rating: Soft 6, Weather: Fine, Rail Position: True

Section	Overall	1400m	1200m	1000m	800m	600m	400m	200m
Section Times	1:43.33 [8] (0:18.72)	1:24.61 [4] (0:11.79)	1:12.82 [3] (0:11.89)	1:00.93 [3] (0:11.89)	0:49.04 [3] (0:11.77)	0:37.27 [4] (0:11.93)	0:25.34 [4] (0:12.41)	0:12.93 [7] (0:12.93)
Average Speed [km/h]	51.2	61.7	61.0	60.5	61.0	60.2	58.3	55.7
Top Speed [km/h]	63.2	63.0	61.9	61.4	61.5	61.5	59.0	57.3
Avg. Dist. to Rail [m]	6.9	2.6	1.4	0.6	0.7	0.9	2.4	5.4
Avg. Stride Freq. [Hz]	2.3	2.4	2.4	2.4	2.4	2.4	2.4	2.3
Avg. Stride Length [m]	6.2	7.0	7.0	7.0	7.0	7.0	6.8	6.7



- [ ] Ranking at each section and finish
- .-.- No data available at this section
- NA No data available



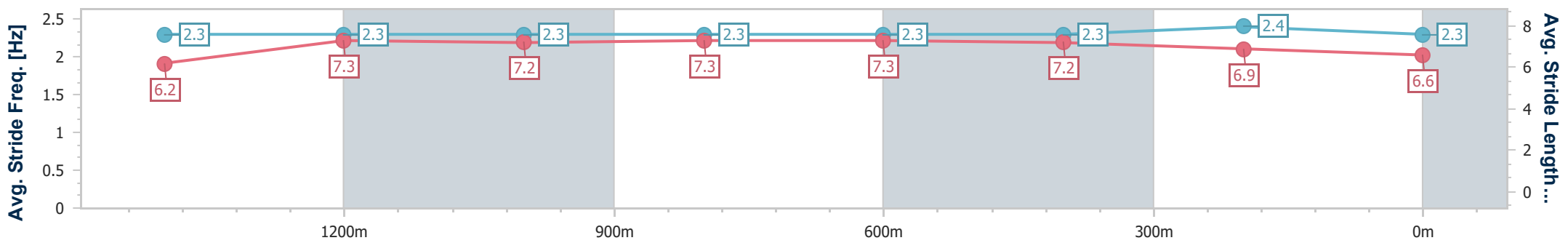
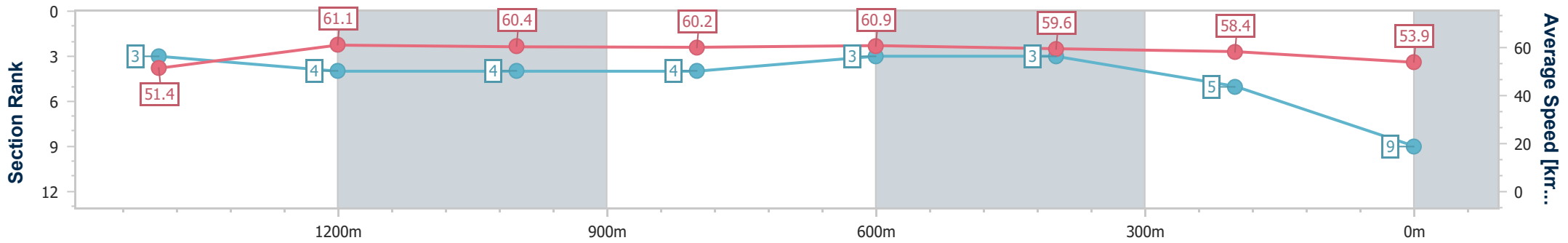
Horse/Jockey Name	Sagrado
Final Rank	9
Fastest Section Time (Section)	0:11.67 (800m)
Top Speed [km/h] (Section)	62.2 (Overall)
Race State	Finished



Ipswich QLD Professional  
 Race 5: IPSWICH TRADES HALL Class 2 Handicap - 1666m  
 01 May 2023 - 14:48  
 Track Rating: Soft 6, Weather: Fine, Rail Position: True



Section	Overall	1400m	1200m	1000m	800m	600m	400m	200m
Section Times	1:43.62 [9] (0:18.66)	1:24.96 [3] (0:11.86)	1:13.10 [4] (0:11.91)	1:01.19 [4] (0:11.89)	0:49.30 [4] (0:11.67)	0:37.63 [3] (0:11.94)	0:25.69 [3] (0:12.32)	0:13.37 [5] (0:13.37)
Average Speed [km/h]	51.4	61.1	60.4	60.2	60.9	59.6	58.4	53.9
Top Speed [km/h]	62.2	61.8	61.8	60.7	61.4	61.3	59.9	56.9
Avg. Dist. to Rail [m]	4.3	1.5	0.6	1.9	3.0	2.6	1.1	1.7
Avg. Stride Freq. [Hz]	2.3	2.3	2.3	2.3	2.3	2.3	2.4	2.3
Avg. Stride Length [m]	6.2	7.3	7.2	7.3	7.3	7.2	6.9	6.6



- [ ] Ranking at each section and finish
- .-.- No data available at this section
- NA No data available