



Toowoomba QLD Professional

Race 4: NEIL MANSELL CONCRETE Class 4 Handicap - 1300m

06 May 2023 - 19:29



Track Rating: Good 4 , Weather: Fine , Rail Position: +3m Entire

Section												Last 600m	
Field Times		Overall	1200m	1000m	800m	600m	400m						0:36.04
		1:19.13 (0:08.38)	1:10.75 (0:10.98)	0:59.77 (0:11.80)	0:47.97 (0:11.93)	0:36.04 (0:12.00)	0:24.04 (0:11.99)						
Rank	TAB	Horse/Jockey	Barrier	Top Speed [km/h]	Fastest Section								Distance Travelled [m]
1	2	SOUTH PARADE Jake Molloy	3	68.1 1200m	0:08.46 Overall	1:19.13 [1] (0:08.46)	1:10.67 [3] (0:10.90)	0:59.77 [1] (0:11.80)	0:47.97 [1] (0:11.93)	0:36.04 [1] (0:12.00)	0:24.04 [1] (0:11.99)	0:36.04	
2	3	LIGHTFAST Jai Williams	2	66.6 1200m	0:08.65 Overall	1:19.25 [2] (0:08.65)	1:10.60 [4] (0:11.02)	0:59.58 [3] (0:11.74)	0:47.84 [2] (0:11.98)	0:35.86 [3] (0:11.88)	0:23.98 [2] (0:11.93)	0:35.86	-2
3	1	NIKAU SPUR Les Tilley	1	64.2 1200m	0:08.86 Overall	1:19.42 [3] (0:08.86)	1:10.56 [7] (0:11.35)	0:59.21 [6] (0:11.76)	0:47.45 [5] (0:11.68)	0:35.77 [4] (0:11.70)	0:24.07 [3] (0:11.91)	0:35.77	-1
4	7	SELLING SUNSET Alisha Donald	4	65.2 1200m	0:08.79 Overall	1:19.43 [4] (0:08.79)	1:10.64 [5] (0:11.31)	0:59.33 [5] (0:11.90)	0:47.43 [6] (0:11.86)	0:35.57 [8] (0:11.93)	0:23.64 [8] (0:12.02)	0:35.57	+5
5	5	RAPIDO GRIS Luke Tarrant	8	66.3 1200m	0:09.18 Overall	1:19.55 [5] (0:09.18)	1:10.37 [8] (0:11.27)	0:59.10 [8] (0:11.63)	0:47.47 [7] (0:11.74)	0:35.73 [6] (0:11.75)	0:23.98 [5] (0:11.79)	0:35.73	+0
6	6	PERFECT ENCOUNTER Nozi Tomizawa	9	65.0 1200m	0:08.82 Overall	1:20.57 [6] (0:08.82)	1:11.75 [6] (0:11.50)	1:00.25 [7] (0:11.79)	0:48.46 [8] (0:11.77)	0:36.69 [7] (0:11.75)	0:24.94 [6] (0:12.07)	0:36.69	+6
7	9	MANDALONG FLAG Sariah Champkin	5	65.8 1200m	0:08.44 Overall	1:20.58 [7] (0:08.44)	1:12.14 [2] (0:11.19)	1:00.95 [2] (0:11.80)	0:49.15 [3] (0:11.97)	0:37.18 [2] (0:12.26)	0:24.92 [7] (0:12.50)	0:37.18	+2
8	4	DOLLOP Kenji Yoshida	6	64.7 1200m	0:08.38 Overall	1:20.82 [8] (0:08.38)	1:12.44 [1] (0:11.39)	1:01.05 [4] (0:11.88)	0:49.17 [4] (0:11.93)	0:37.24 [5] (0:12.00)	0:25.24 [4] (0:12.30)	0:37.24	+1

Scratched: Instant Karma (#8)



Toowoomba QLD Professional

Race 4: NEIL MANSELL CONCRETE Class 4 Handicap - 1300m

06 May 2023 - 19:29



Track Rating: Good 4 , Weather: Fine , Rail Position: +3m Entire

Section				200m				Last 600m	
Field Times				0:12.05 (0:12.05)				0:36.04	
Rank	TAB	Horse/Jockey	Barrier	Top Speed [km/h]	Fastest Section	Margin			Distance Travelled [m]
1	2	SOUTH PARADE Jake Molloy	3	68.1 1200m	0:08.46 Overall	0:12.05 [1] (0:12.05)	1:19.13		0:36.04
2	3	LIGHTFAST Jai Williams	2	66.6 1200m	0:08.65 Overall	0:12.05 [2] (0:12.05)	0.5L		0:35.86 -2
3	1	NIKAU SPUR Les Tilley	1	64.2 1200m	0:08.86 Overall	0:12.16 [3] (0:12.16)	1.3L		0:35.77 -1
4	7	SELLING SUNSET Alisha Donald	4	65.2 1200m	0:08.79 Overall	0:11.62 [6] (0:11.62)	1.4L		0:35.57 +5
5	5	RAPIDO GRIS Luke Tarrant	8	66.3 1200m	0:09.18 Overall	0:12.19 [4] (0:12.19)	1.9L		0:35.73 +0
6	6	PERFECT ENCOUNTER Nozi Tomizawa	9	65.0 1200m	0:08.82 Overall	0:12.87 [5] (0:12.87)	7.7L		0:36.69 +6
7	9	MANDALONG FLAG Sariah Champkin	5	65.8 1200m	0:08.44 Overall	0:12.42 [8] (0:12.42)	7.8L		0:37.18 +2
8	4	DOLLOP Kenji Yoshida	6	64.7 1200m	0:08.38 Overall	0:12.94 [7] (0:12.94)	9.1L		0:37.24 +1

Scratched: Instant Karma (#8)



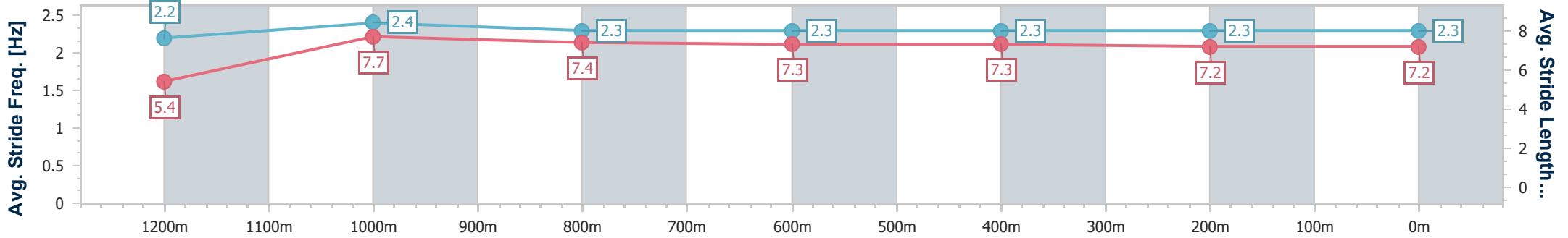
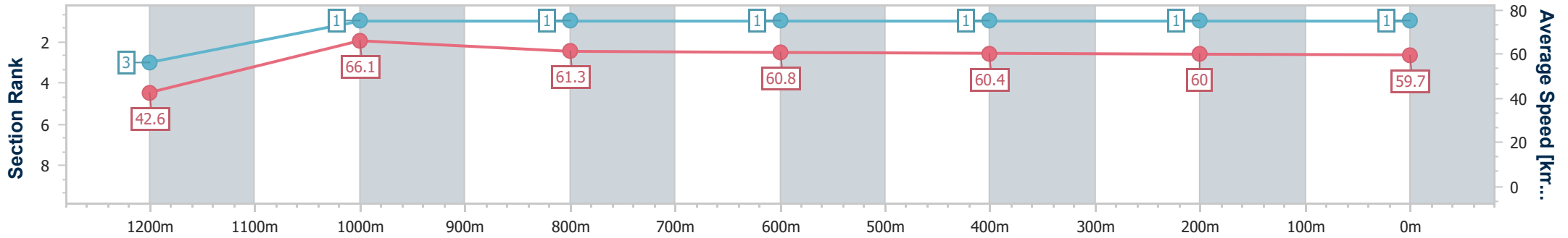
Horse/Jockey Name	South Parade
Final Rank	1
Fastest Section Time (Section)	0:08.46 (Overall)
Top Speed [km/h] (Section)	68.1 (1200m)
Race State	Finished



Toowoomba QLD Professional
 Race 4: NEIL MANSELL CONCRETE Class 4 Handicap - 1300m
 06 May 2023 - 19:29
 Track Rating: Good 4 , Weather: Fine , Rail Position: +3m Entire



Section	Overall	1200m	1000m	800m	600m	400m	200m
Section Times	1:19.13 [1] (0:08.46)	1:10.67 [3] (0:10.90)	0:59.77 [1] (0:11.80)	0:47.97 [1] (0:11.93)	0:36.04 [1] (0:12.00)	0:24.04 [1] (0:11.99)	0:12.05 [1] (0:12.05)
Average Speed [km/h]	42.6	66.1	61.3	60.8	60.4	60.0	59.7
Top Speed [km/h]	64.6	68.1	62.9	61.5	61.5	61.3	60.3
Avg. Dist. to Rail [m]	6.5	2.0	1.2	1.8	1.2	0.7	1.1
Avg. Stride Freq. [Hz]	2.2	2.4	2.3	2.3	2.3	2.3	2.3
Avg. Stride Length [m]	5.4	7.7	7.4	7.3	7.3	7.2	7.2



- [] Ranking at each section and finish
- .-.- No data available at this section
- NA No data available



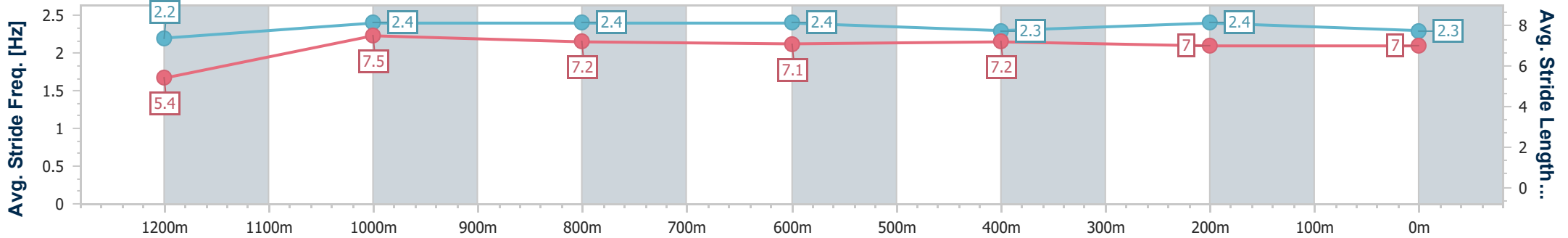
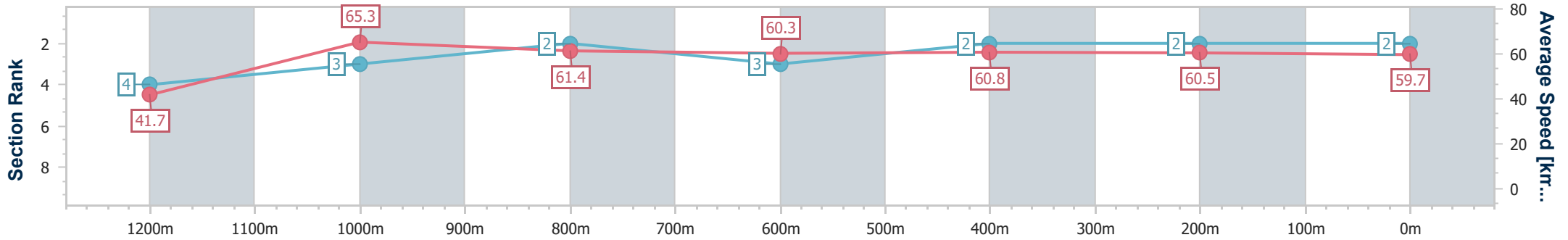
Horse/Jockey Name	Lightfast
Final Rank	2
Fastest Section Time (Section)	0:08.65 (Overall)
Top Speed [km/h] (Section)	66.6 (1200m)
Race State	Finished



Toowoomba QLD Professional
 Race 4: NEIL MANSELL CONCRETE Class 4 Handicap - 1300m
 06 May 2023 - 19:29
 Track Rating: Good 4 , Weather: Fine , Rail Position: +3m Entire



Section	Overall	1200m	1000m	800m	600m	400m	200m
Section Times	1:19.25 [2] (0:08.65)	1:10.60 [4] (0:11.02)	0:59.58 [3] (0:11.74)	0:47.84 [2] (0:11.98)	0:35.86 [3] (0:11.88)	0:23.98 [2] (0:11.93)	0:12.05 [2] (0:12.05)
Average Speed [km/h]	41.7	65.3	61.4	60.3	60.8	60.5	59.7
Top Speed [km/h]	65.1	66.6	65.2	61.8	61.9	61.3	61.2
Avg. Dist. to Rail [m]	2.7	0.5	0.5	1.1	0.9	1.4	2.5
Avg. Stride Freq. [Hz]	2.2	2.4	2.4	2.4	2.3	2.4	2.3
Avg. Stride Length [m]	5.4	7.5	7.2	7.1	7.2	7.0	7.0



- [] Ranking at each section and finish
- .-.- No data available at this section
- NA No data available



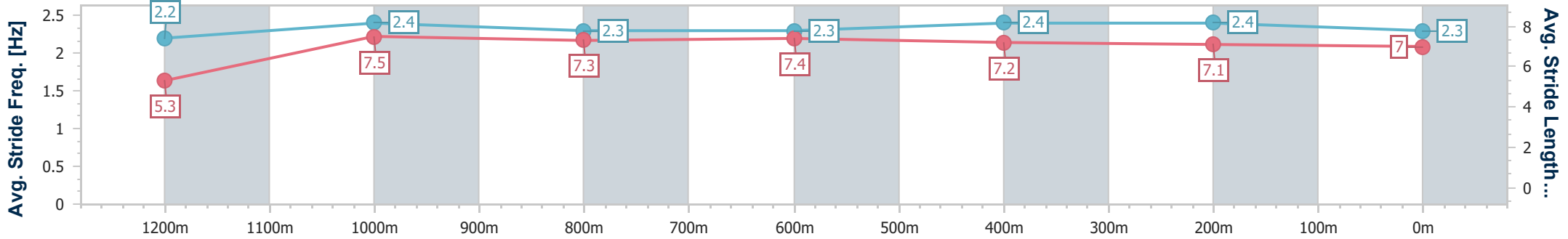
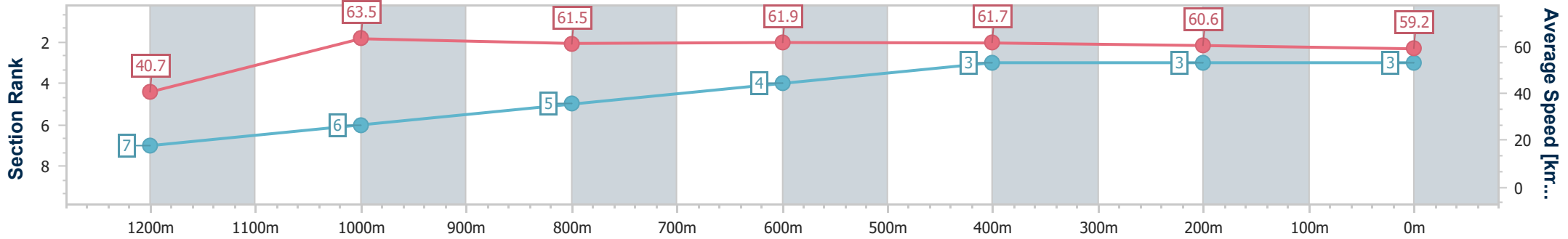
Horse/Jockey Name	Nikau Spur
Final Rank	3
Fastest Section Time (Section)	0:08.86 (Overall)
Top Speed [km/h] (Section)	64.2 (1200m)
Race State	Finished



Toowoomba QLD Professional
 Race 4: NEIL MANSELL CONCRETE Class 4 Handicap - 1300m
 06 May 2023 - 19:29
 Track Rating: Good 4 , Weather: Fine , Rail Position: +3m Entire



Section	Overall	1200m	1000m	800m	600m	400m	200m
Section Times	1:19.42 [3] (0:08.86)	1:10.56 [7] (0:11.35)	0:59.21 [6] (0:11.76)	0:47.45 [5] (0:11.68)	0:35.77 [4] (0:11.70)	0:24.07 [3] (0:11.91)	0:12.16 [3] (0:12.16)
Average Speed [km/h]	40.7	63.5	61.5	61.9	61.7	60.6	59.2
Top Speed [km/h]	61.0	64.2	63.2	63.0	63.1	60.9	60.8
Avg. Dist. to Rail [m]	4.1	1.7	1.8	0.7	0.5	1.0	2.0
Avg. Stride Freq. [Hz]	2.2	2.4	2.3	2.3	2.4	2.4	2.3
Avg. Stride Length [m]	5.3	7.5	7.3	7.4	7.2	7.1	7.0



- [] Ranking at each section and finish
- .-.- No data available at this section
- NA No data available



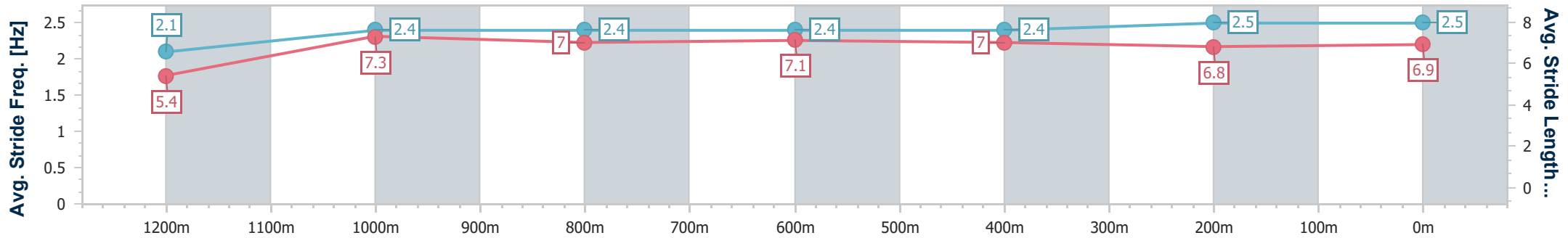
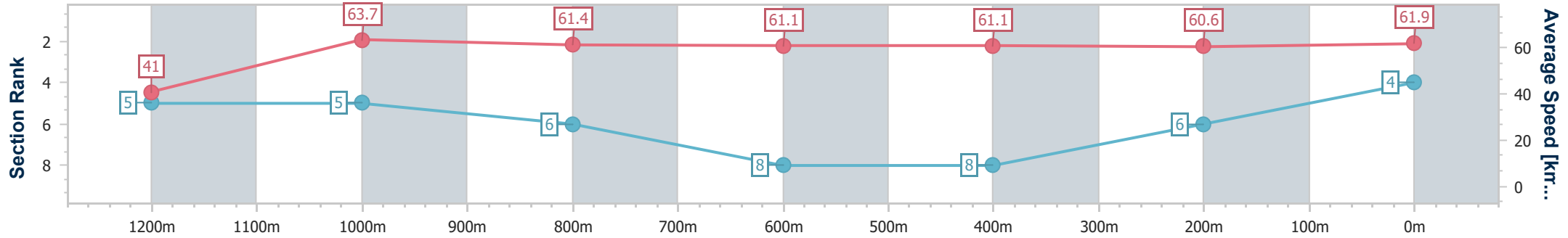
Horse/Jockey Name	Selling Sunset
Final Rank	4
Fastest Section Time (Section)	0:08.79 (Overall)
Top Speed [km/h] (Section)	65.2 (1200m)
Race State	Finished



Toowoomba QLD Professional
 Race 4: NEIL MANSELL CONCRETE Class 4 Handicap - 1300m
 06 May 2023 - 19:29
 Track Rating: Good 4 , Weather: Fine , Rail Position: +3m Entire



Section	Overall	1200m	1000m	800m	600m	400m	200m
Section Times	1:19.43 [4] (0:08.79)	1:10.64 [5] (0:11.31)	0:59.33 [5] (0:11.90)	0:47.43 [6] (0:11.86)	0:35.57 [8] (0:11.93)	0:23.64 [8] (0:12.02)	0:11.62 [6] (0:11.62)
Average Speed [km/h]	41.0	63.7	61.4	61.1	61.1	60.6	61.9
Top Speed [km/h]	62.9	65.2	62.4	62.0	63.1	62.7	62.8
Avg. Dist. to Rail [m]	5.4	2.8	3.8	1.9	2.6	2.9	2.7
Avg. Stride Freq. [Hz]	2.1	2.4	2.4	2.4	2.4	2.5	2.5
Avg. Stride Length [m]	5.4	7.3	7.0	7.1	7.0	6.8	6.9



- [] Ranking at each section and finish
- .-.- No data available at this section
- NA No data available



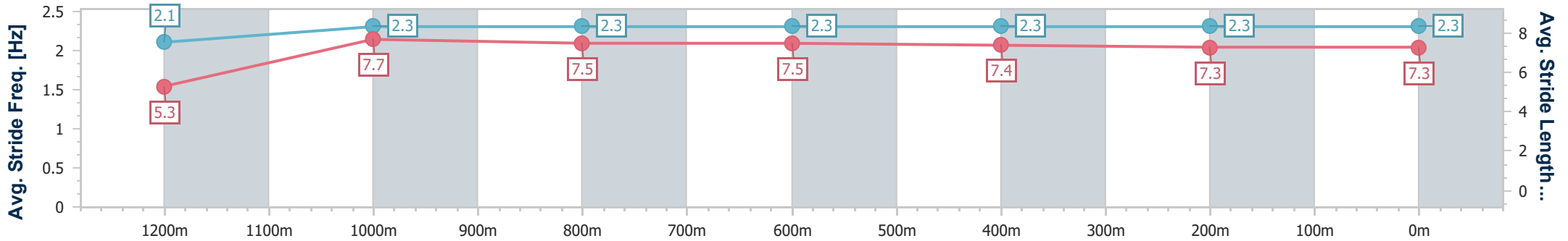
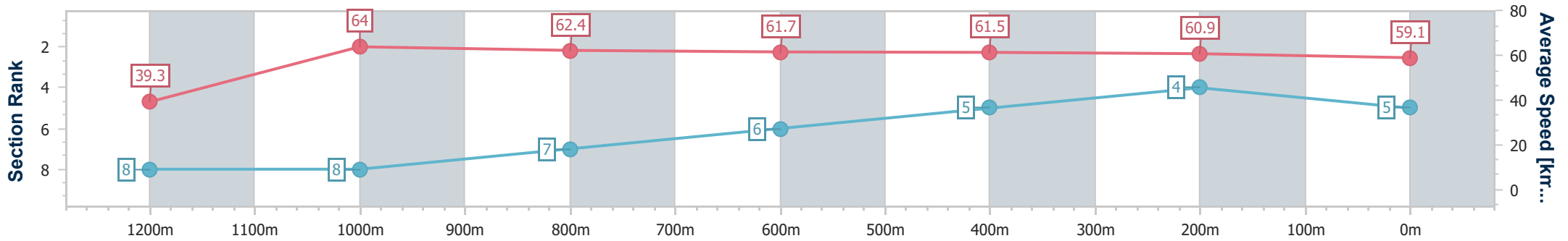
Horse/Jockey Name	Rapido Gris
Final Rank	5
Fastest Section Time (Section)	0:09.18 (Overall)
Top Speed [km/h] (Section)	66.3 (1200m)
Race State	Finished



Toowoomba QLD Professional
 Race 4: NEIL MANSELL CONCRETE Class 4 Handicap - 1300m
 06 May 2023 - 19:29
 Track Rating: Good 4 , Weather: Fine , Rail Position: +3m Entire



Section	Overall	1200m	1000m	800m	600m	400m	200m
Section Times	1:19.55 [5] (0:09.18)	1:10.37 [8] (0:11.27)	0:59.10 [8] (0:11.63)	0:47.47 [7] (0:11.74)	0:35.73 [6] (0:11.75)	0:23.98 [5] (0:11.79)	0:12.19 [4] (0:12.19)
Average Speed [km/h]	39.3	64.0	62.4	61.7	61.5	60.9	59.1
Top Speed [km/h]	59.8	66.3	64.3	62.9	62.6	61.6	60.1
Avg. Dist. to Rail [m]	9.1	1.8	1.8	1.9	1.3	0.4	0.5
Avg. Stride Freq. [Hz]	2.1	2.3	2.3	2.3	2.3	2.3	2.3
Avg. Stride Length [m]	5.3	7.7	7.5	7.5	7.4	7.3	7.3



- [] Ranking at each section and finish
- .-.- No data available at this section
- NA No data available



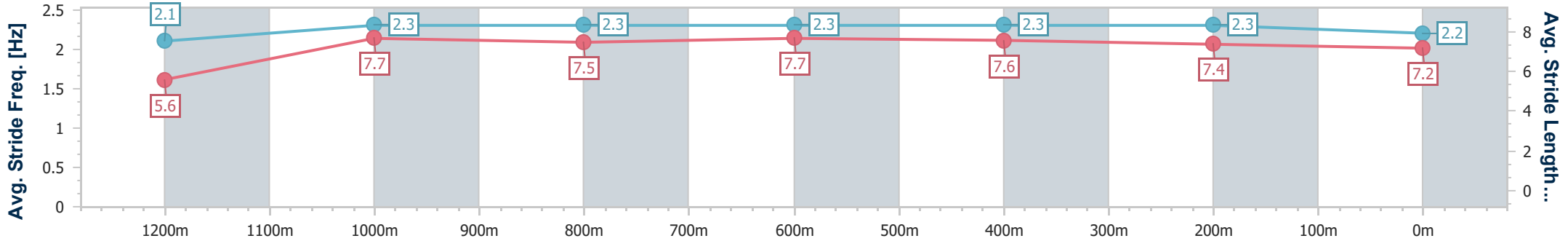
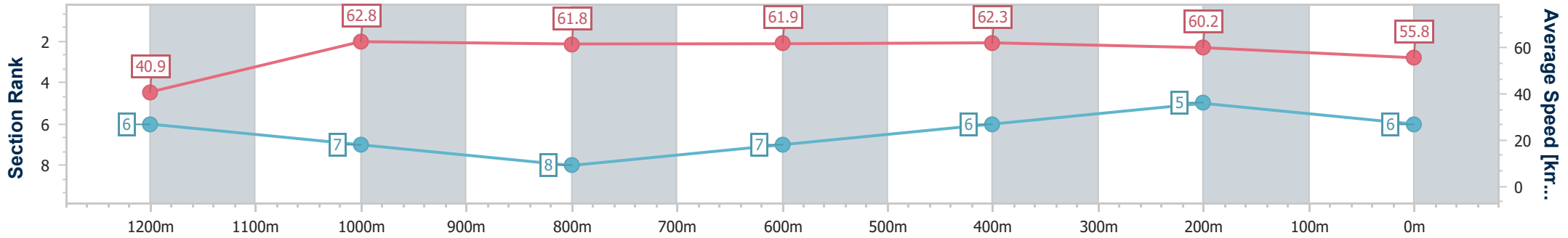
Horse/Jockey Name	Perfect Encounter
Final Rank	6
Fastest Section Time (Section)	0:08.82 (Overall)
Top Speed [km/h] (Section)	65.0 (1200m)
Race State	Finished



Toowoomba QLD Professional
 Race 4: NEIL MANSELL CONCRETE Class 4 Handicap - 1300m
 06 May 2023 - 19:29
 Track Rating: Good 4 , Weather: Fine , Rail Position: +3m Entire



Section	Overall	1200m	1000m	800m	600m	400m	200m
Section Times	1:20.57 [6] (0:08.82)	1:11.75 [6] (0:11.50)	1:00.25 [7] (0:11.79)	0:48.46 [8] (0:11.77)	0:36.69 [7] (0:11.75)	0:24.94 [6] (0:12.07)	0:12.87 [5] (0:12.87)
Average Speed [km/h]	40.9	62.8	61.8	61.9	62.3	60.2	55.8
Top Speed [km/h]	58.9	65.0	63.0	63.1	62.9	60.9	58.3
Avg. Dist. to Rail [m]	10.5	4.0	3.4	3.6	2.9	2.5	1.4
Avg. Stride Freq. [Hz]	2.1	2.3	2.3	2.3	2.3	2.3	2.2
Avg. Stride Length [m]	5.6	7.7	7.5	7.7	7.6	7.4	7.2



- [] Ranking at each section and finish
- .-.- No data available at this section
- NA No data available



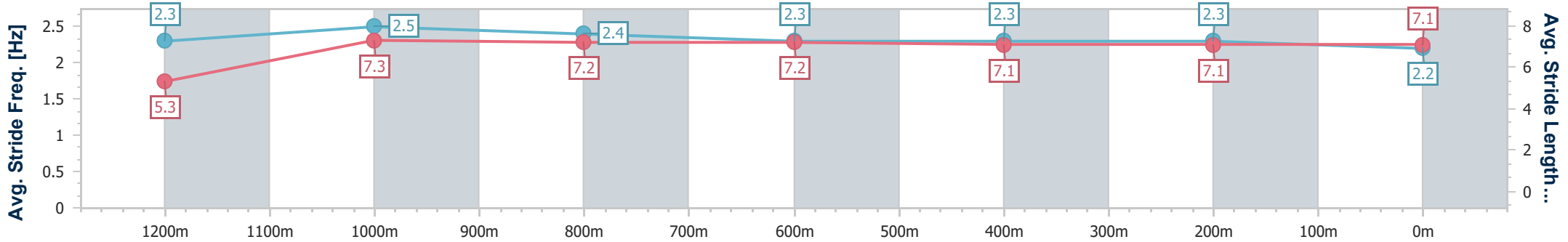
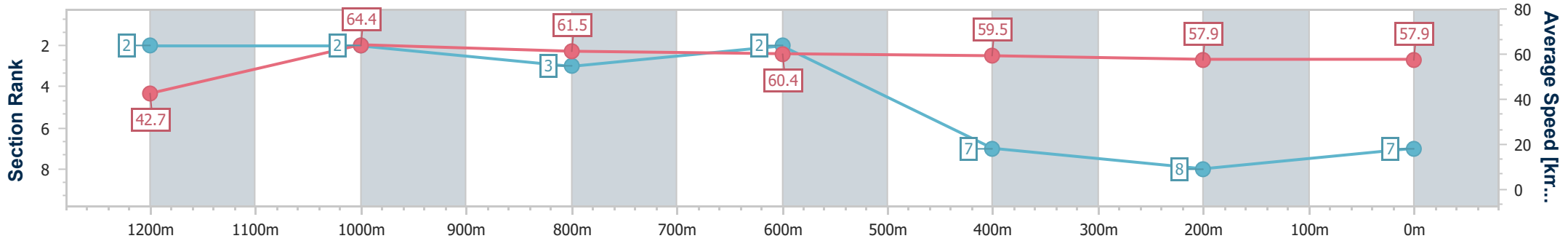
Horse/Jockey Name	Mandalong Flag
Final Rank	7
Fastest Section Time (Section)	0:08.44 (Overall)
Top Speed [km/h] (Section)	65.8 (1200m)
Race State	Finished



Toowoomba QLD Professional
 Race 4: NEIL MANSELL CONCRETE Class 4 Handicap - 1300m
 06 May 2023 - 19:29
 Track Rating: Good 4 , Weather: Fine , Rail Position: +3m Entire



Section	Overall	1200m	1000m	800m	600m	400m	200m
Section Times	1:20.58 [7] (0:08.44)	1:12.14 [2] (0:11.19)	1:00.95 [2] (0:11.80)	0:49.15 [3] (0:11.97)	0:37.18 [2] (0:12.26)	0:24.92 [7] (0:12.50)	0:12.42 [8] (0:12.42)
Average Speed [km/h]	42.7	64.4	61.5	60.4	59.5	57.9	57.9
Top Speed [km/h]	64.1	65.8	63.7	61.2	61.4	60.6	58.5
Avg. Dist. to Rail [m]	4.2	1.6	1.9	2.2	2.4	1.6	3.4
Avg. Stride Freq. [Hz]	2.3	2.5	2.4	2.3	2.3	2.3	2.2
Avg. Stride Length [m]	5.3	7.3	7.2	7.2	7.1	7.1	7.1



- [] Ranking at each section and finish
- .-.- No data available at this section
- NA No data available



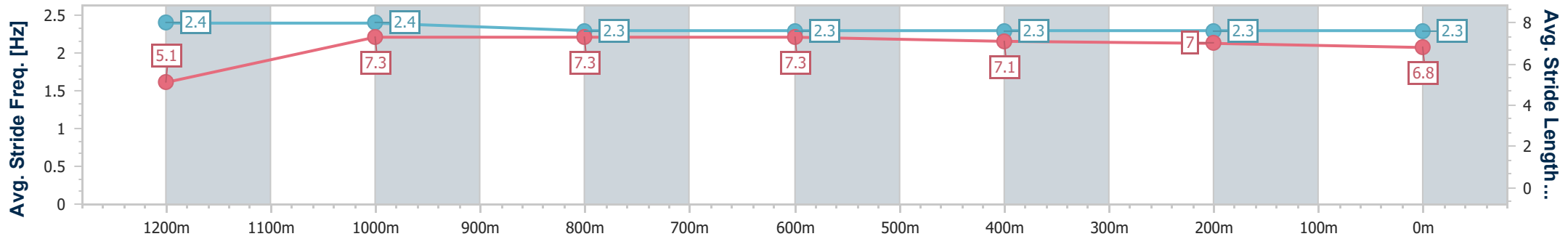
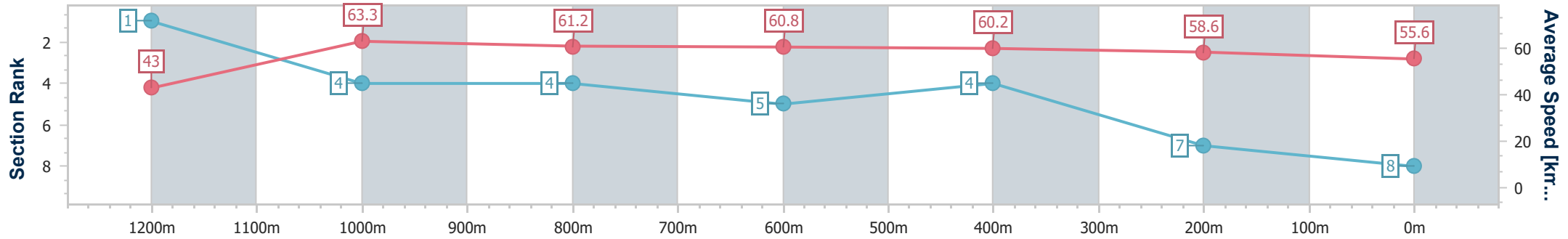
Horse/Jockey Name	Dollop
Final Rank	8
Fastest Section Time (Section)	0:08.38 (Overall)
Top Speed [km/h] (Section)	64.7 (1200m)
Race State	Finished



Toowoomba QLD Professional
 Race 4: NEIL MANSELL CONCRETE Class 4 Handicap - 1300m
 06 May 2023 - 19:29
 Track Rating: Good 4 , Weather: Fine , Rail Position: +3m Entire



Section	Overall	1200m	1000m	800m	600m	400m	200m
Section Times	1:20.82 [8] (0:08.38)	1:12.44 [1] (0:11.39)	1:01.05 [4] (0:11.88)	0:49.17 [4] (0:11.93)	0:37.24 [5] (0:12.00)	0:25.24 [4] (0:12.30)	0:12.94 [7]
Average Speed [km/h]	43.0	63.3	61.2	60.8	60.2	58.6	55.6
Top Speed [km/h]	63.1	64.7	63.1	61.4	61.2	61.0	56.8
Avg. Dist. to Rail [m]	7.8	3.0	2.5	2.0	0.9	0.6	1.1
Avg. Stride Freq. [Hz]	2.4	2.4	2.3	2.3	2.3	2.3	2.3
Avg. Stride Length [m]	5.1	7.3	7.3	7.3	7.1	7.0	6.8



- [] Ranking at each section and finish
- .-.- No data available at this section
- NA No data available