



# Doomben QLD Professional

## Race 4: CHANNEL 7 MEMBERS' HANDICAP - 1600m

13 May 2023 - 13:34



BRISBANE  
RACING CLUB

Track Rating: Good 4, Weather: Fine, Rail Position: True

Section	Field Times	Overall	1400m	1200m	1000m	800m	600m	400m	Last 600m				
		1:35.54 (0:13.52)	1:22.02 (0:11.33)	1:10.69 (0:12.25)	0:58.44 (0:12.16)	0:46.28 (0:12.12)	0:34.16 (0:11.85)	0:22.31 (0:10.78)	0:34.16				
Rank	TAB Horse/Jockey	Barrier	Top Speed [km/h]	Fastest Section					Distance Travelled [m]				
1	7 CHARACTER Ben Thompson	1	68.3 400m	0:10.73 400m	1:35.54 [1] (0:14.25)	1:21.29 [7] (0:11.48)	1:09.81 [8] (0:11.99)	0:57.82 [8] (0:12.21)	0:45.61 [7] (0:12.08)	0:33.53 [7] (0:11.59)	0:21.94 [6] (0:10.73)	0:33.53	
2	3 BIGBOYROY James McDonald	15	68.1 400m	0:10.78 400m	1:35.59 [2] (0:13.66)	1:21.93 [2] (0:11.31)	1:10.62 [2] (0:12.25)	0:58.37 [2] (0:12.27)	0:46.10 [3] (0:12.14)	0:33.96 [4] (0:11.60)	0:22.36 [2] (0:10.78)	0:33.96	+5
3	13 SANTERO Jaden Lloyd	8	68.0 400m	0:10.74 400m	1:35.67 [3] (0:13.91)	1:21.76 [5] (0:11.61)	1:10.15 [5] (0:12.14)	0:58.01 [7] (0:12.39)	0:45.62 [8] (0:12.23)	0:33.39 [9] (0:11.52)	0:21.87 [8] (0:10.74)	0:33.39	+9
4	4 BRUTALITY Craig Williams	2	68.3 400m	0:10.68 400m	1:35.71 [4] (0:14.38)	1:21.33 [10] (0:11.75)	1:09.58 [11] (0:11.88)	0:57.70 [11] (0:12.18)	0:45.52 [10] (0:12.28)	0:33.24 [10] (0:11.54)	0:21.70 [10] (0:10.68)	0:33.24	+7
5	12 JETTY Kyle Wilson-Taylor	11	68.3 400m	0:10.75 400m	1:35.72 [5] (0:13.90)	1:21.82 [4] (0:11.34)	1:10.48 [4] (0:12.28)	0:58.20 [5] (0:12.32)	0:45.88 [5] (0:12.15)	0:33.73 [5] (0:11.38)	0:22.35 [3] (0:10.75)	0:33.73	+9
6	1 SUNSHINE RISING Joshua Parr	3	68.3 400m	0:10.86 400m	1:35.77 [6] (0:14.12)	1:21.65 [6] (0:11.48)	1:10.17 [7] (0:12.21)	0:57.96 [9] (0:12.28)	0:45.68 [9] (0:12.17)	0:33.51 [8] (0:11.64)	0:21.87 [9] (0:10.86)	0:33.51	+9
7	8 IRISH PLAYBOY Mark Du Plessis	6	68.4 400m	0:10.64 400m	1:35.85 [7] (0:14.65)	1:21.20 [13] (0:11.73)	1:09.47 [13] (0:12.01)	0:57.46 [13] (0:12.10)	0:45.36 [13] (0:12.16)	0:33.20 [13] (0:11.44)	0:21.76 [12] (0:10.64)	0:33.20	+0
8	11 ALCYONE Tim Clark	7	67.7 400m	0:10.97 400m	1:35.93 [8] (0:14.43)	1:21.50 [11] (0:11.44)	1:10.06 [10] (0:11.70)	0:58.36 [6] (0:12.23)	0:46.13 [6] (0:12.13)	0:34.00 [6] (0:11.68)	0:22.32 [7] (0:10.97)	0:34.00	+15
9	2 SEAT OF POWER Nikita Beriman	9	66.8 400m	0:11.07 400m	1:35.96 [9] (0:13.74)	1:22.22 [3] (0:11.43)	1:10.79 [3] (0:12.22)	0:58.57 [4] (0:12.19)	0:46.38 [4] (0:12.08)	0:34.30 [3] (0:11.73)	0:22.57 [4] (0:11.07)	0:34.30	+3
10	14 ARCTIC THUNDER Tyler Schiller	13	68.8 400m	0:10.66 400m	1:35.99 [10] (0:14.60)	1:21.39 [12] (0:11.70)	1:09.69 [12] (0:12.00)	0:57.69 [12] (0:12.10)	0:45.59 [12] (0:12.23)	0:33.36 [12] (0:11.66)	0:21.70 [13] (0:10.66)	0:33.36	+9

Scratched: Trevelyan (#16), Hasabro (#9)

Report Created: Sat 13 May 2023 14:19 GMT+10 (Note: Timing is based on position data)

Page 1/19

[ ] Ranking at each section and finish  
 -:-:- No data available at this section  
 NA No data available

SCN Saddle cloth number  
 DNF Did not finish  
 DNT Did not track

data processed by TRIPLES DATA



# Doomben QLD Professional

## Race 4: CHANNEL 7 MEMBERS' HANDICAP - 1600m

13 May 2023 - 13:34



BRISBANE  
RACING CLUB

Track Rating: Good 4, Weather: Fine, Rail Position: True

Section	Overall	1400m	1200m	1000m	800m	600m	400m	Last 600m					
Field Times	1:35.54 (0:13.52)	1:22.02 (0:11.33)	1:10.69 (0:12.25)	0:58.44 (0:12.16)	0:46.28 (0:12.12)	0:34.16 (0:11.85)	0:22.31 (0:10.78)	0:34.16					
Rank	TAB	Horse/Jockey	Barrier	Top Speed [km/h]	Fastest Section							Distance Travelled [m]	
11	6	WAPITI Taylor Marshall	4	67.8 400m	0:10.81 400m	1:36.07 [11] (0:14.36)	1:21.71 [9] (0:11.55)	1:10.16 [9] (0:12.07)	0:58.09 [10] (0:12.37)	0:45.72 [11] (0:12.17)	0:33.55 [11] (0:11.53)	0:22.02 [11] (0:10.81)	0:33.55 +7
12	5	MASTER JAMIE Les Tilley	12	66.8 400m	0:11.15 400m	1:36.33 [12] (0:13.52)	1:22.81 [1] (0:11.33)	1:11.48 [1] (0:12.25)	0:59.23 [1] (0:12.16)	0:47.07 [1] (0:12.12)	0:34.95 [1] (0:11.87)	0:23.08 [1] (0:11.15)	0:34.95 +1
13	17	COUNT THE COIN Tegan Harrison	5	66.1 1400m	0:11.15 400m	1:36.46 [13] (0:14.25)	1:22.21 [8] (0:11.26)	1:10.95 [6] (0:11.77)	0:59.18 [3] (0:11.98)	0:47.20 [2] (0:12.18)	0:35.02 [2] (0:11.82)	0:23.20 [5] (0:11.15)	0:35.02 +8
14	10	STARDOME Damien Thornton	16	67.1 400m	0:10.79 400m	1:36.76 [14] (0:14.91)	1:21.85 [15] (0:11.80)	1:10.05 [15] (0:11.99)	0:58.06 [15] (0:12.09)	0:45.97 [15] (0:12.17)	0:33.80 [15] (0:11.48)	0:22.32 [15] (0:10.79)	0:33.80 +4
15	15	HEAD OF STATE Kerrin McEvoy	14	66.4 400m	0:10.97 400m	1:37.52 [15] (0:14.70)	1:22.82 [14] (0:11.68)	1:11.14 [14] (0:12.13)	0:59.01 [14] (0:12.09)	0:46.92 [14] (0:12.05)	0:34.87 [14] (0:11.64)	0:23.23 [14] (0:10.97)	0:34.87 +7

Scratched: Trevelyan (#16), Hasabro (#9)



**Doomben QLD Professional**  
**Race 4: CHANNEL 7 MEMBERS' HANDICAP - 1600m**  
**13 May 2023 - 13:34**



Track Rating: Good 4, Weather: Fine, Rail Position: True

Section				200m				Last 600m	
Field Times				0:11.53 (0:11.53)				0:34.16	
Rank	TAB	Horse/Jockey	Barrier	Top Speed [km/h]	Fastest Section	Margin			Distance Travelled [m]
1	7	<b>CHARACTER</b> Ben Thompson	1	68.3 400m	0:10.73 400m	0:11.21 [4] (0:11.21)	1:35.54		0:33.53
2	3	<b>BIGBOYROY</b> James McDonald	15	68.1 400m	0:10.78 400m	0:11.58 [1] (0:11.58)	0.28L		0:33.96 +5
3	13	<b>SANTERO</b> Jaden Lloyd	8	68.0 400m	0:10.74 400m	0:11.13 [7] (0:11.13)	0.73L		0:33.39 +9
4	4	<b>BRUTALITY</b> Craig Williams	2	68.3 400m	0:10.68 400m	0:11.02 [9] (0:11.02)	0.97L		0:33.24 +7
5	12	<b>JETTY</b> Kyle Wilson-Taylor	11	68.3 400m	0:10.75 400m	0:11.60 [2] (0:11.60)	1.02L		0:33.73 +9
6	1	<b>SUNSHINE RISING</b> Joshua Parr	3	68.3 400m	0:10.86 400m	0:11.01 [12] (0:11.01)	1.32L		0:33.51 +9
7	8	<b>IRISH PLAYBOY</b> Mark Du Plessis	6	68.4 400m	0:10.64 400m	0:11.12 [10] (0:11.12)	1.79L		0:33.20 +0
8	11	<b>ALCYONE</b> Tim Clark	7	67.7 400m	0:10.97 400m	0:11.35 [8] (0:11.35)	2.28L		0:34.00 +15
9	2	<b>SEAT OF POWER</b> Nikita Beriman	9	66.8 400m	0:11.07 400m	0:11.50 [5] (0:11.50)	2.46L		0:34.30 +3
10	14	<b>ARCTIC THUNDER</b> Tyler Schiller	13	68.8 400m	0:10.66 400m	0:11.04 [13] (0:11.04)	2.63L		0:33.36 +9

Scratched: Trevelyan (#16), Hasabro (#9)



**Doomben QLD Professional**  
**Race 4: CHANNEL 7 MEMBERS' HANDICAP - 1600m**  
**13 May 2023 - 13:34**



Track Rating: Good 4, Weather: Fine, Rail Position: True

Section				200m				Last 600m	
Field Times				0:11.53 (0:11.53)				0:34.16	
Rank	TAB Horse/Jockey	Barrier	Top Speed [km/h]	Fastest Section	Margin				Distance Travelled [m]
11	6 WAPITI Taylor Marshall	4	67.8 400m	0:10.81 400m	0:11.21 [11] (0:11.21)	3.12L		0:33.55	+7
12	5 MASTER JAMIE Les Tilley	12	66.8 400m	0:11.15 400m	0:11.93 [3] (0:11.93)	4.63L		0:34.95	+1
13	17 COUNT THE COIN Tegan Harrison	5	66.1 1400m	0:11.15 400m	0:12.05 [6] (0:12.05)	5.4L		0:35.02	+8
14	10 STARDOME Damien Thornton	16	67.1 400m	0:10.79 400m	0:11.53 [14] (0:11.53)	7.13L		0:33.80	+4
15	15 HEAD OF STATE Kerrin McEvoy	14	66.4 400m	0:10.97 400m	0:12.26 [15] (0:12.26)	11.63L		0:34.87	+7

Scratched: Trevelyan (#16), Hasabro (#9)



Horse/Jockey Name	Character
Final Rank	1
Fastest Section Time (Section)	0:10.73 (400m)
Top Speed [km/h] (Section)	68.3 (400m)
Race State	Finished

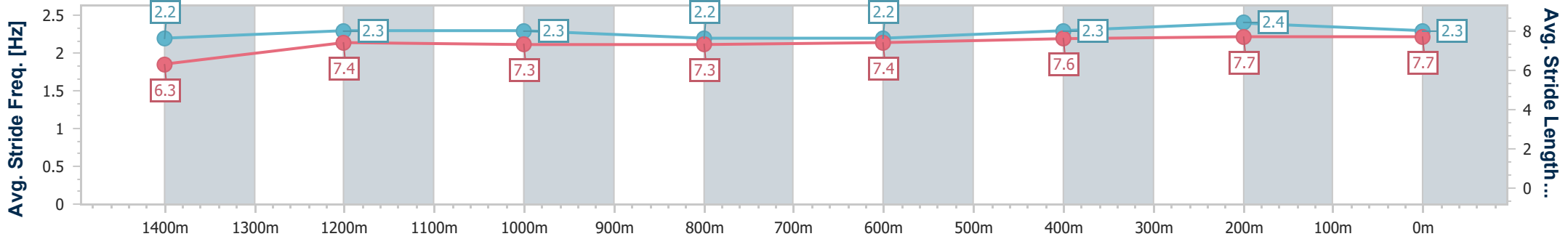
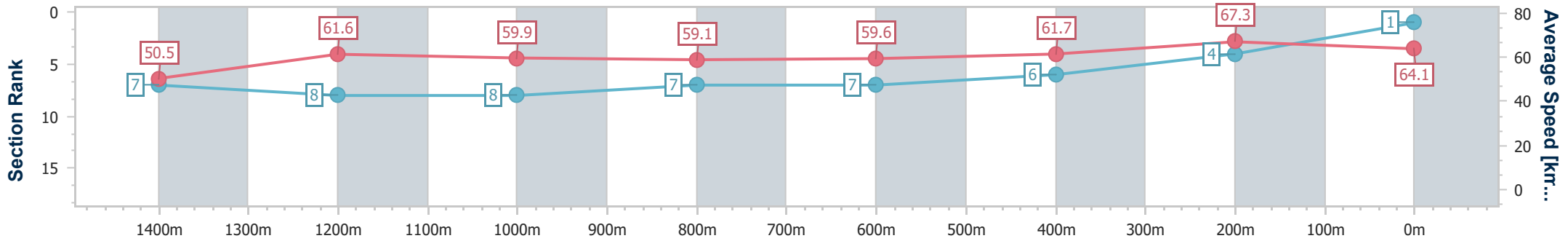


**Doomben QLD Professional**  
**Race 4: CHANNEL 7 MEMBERS' HANDICAP - 1600m**  
 13 May 2023 - 13:34  
 Track Rating: Good 4, Weather: Fine, Rail Position: True



BRISBANE  
RACING CLUB

Section	Overall	1400m	1200m	1000m	800m	600m	400m	200m
Section Times	1:35.54 [1] (0:14.25)	1:21.29 [7] (0:11.48)	1:09.81 [8] (0:11.99)	0:57.82 [8] (0:12.21)	0:45.61 [7] (0:12.08)	0:33.53 [7] (0:11.59)	0:21.94 [6] (0:10.73)	0:11.21 [4] (0:11.21)
Average Speed [km/h]	50.5	61.6	59.9	59.1	59.6	61.7	67.3	64.1
Top Speed [km/h]	62.8	62.9	61.3	59.7	61.6	64.4	68.3	67.7
Avg. Dist. to Rail [m]	2.4	2.6	0.2	0.2	0.3	1.0	2.1	3.7
Avg. Stride Freq. [Hz]	2.2	2.3	2.3	2.2	2.2	2.3	2.4	2.3
Avg. Stride Length [m]	6.3	7.4	7.3	7.3	7.4	7.6	7.7	7.7



- [ ] Ranking at each section and finish
- .-.- No data available at this section
- NA No data available



Horse/Jockey Name	Bigboyroy
Final Rank	2
Fastest Section Time (Section)	0:10.78 (400m)
Top Speed [km/h] (Section)	68.1 (400m)
Race State	Finished

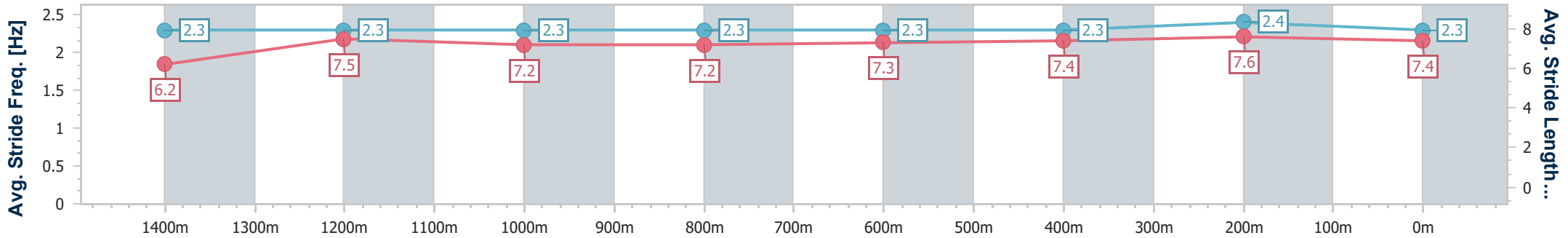
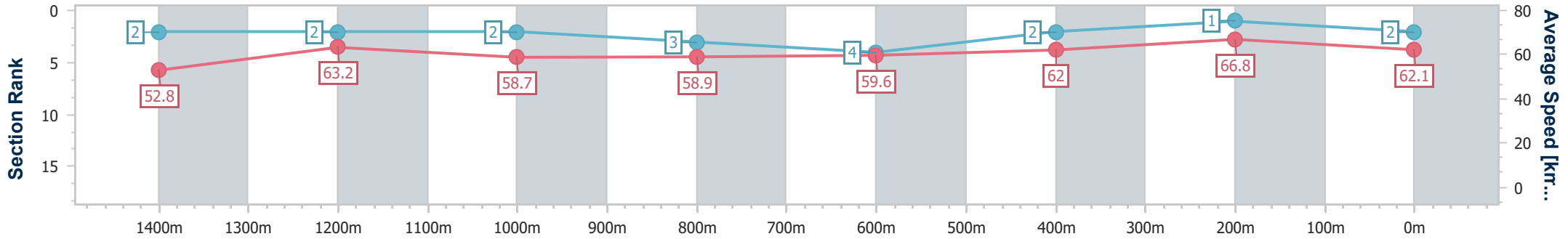


**Doomben QLD Professional**  
**Race 4: CHANNEL 7 MEMBERS' HANDICAP - 1600m**  
 13 May 2023 - 13:34  
 Track Rating: Good 4, Weather: Fine, Rail Position: True



BRISBANE  
RACING CLUB

Section	Overall	1400m	1200m	1000m	800m	600m	400m	200m
Section Times	1:35.59 [2] (0:13.66)	1:21.93 [2] (0:11.31)	1:10.62 [2] (0:12.25)	0:58.37 [2] (0:12.27)	0:46.10 [3] (0:12.14)	0:33.96 [4] (0:11.60)	0:22.36 [2] (0:10.78)	0:11.58 [1] (0:11.58)
Average Speed [km/h]	52.8	63.2	58.7	58.9	59.6	62.0	66.8	62.1
Top Speed [km/h]	66.3	65.2	60.2	59.6	60.9	65.8	68.1	66.7
Avg. Dist. to Rail [m]	7.2	1.2	0.3	1.3	0.9	0.2	0.8	0.3
Avg. Stride Freq. [Hz]	2.3	2.3	2.3	2.3	2.3	2.3	2.4	2.3
Avg. Stride Length [m]	6.2	7.5	7.2	7.2	7.3	7.4	7.6	7.4



- [ ] Ranking at each section and finish
- .-.- No data available at this section
- NA No data available



Horse/Jockey Name	Santero
Final Rank	3
Fastest Section Time (Section)	0:10.74 (400m)
Top Speed [km/h] (Section)	68.0 (400m)
Race State	Finished

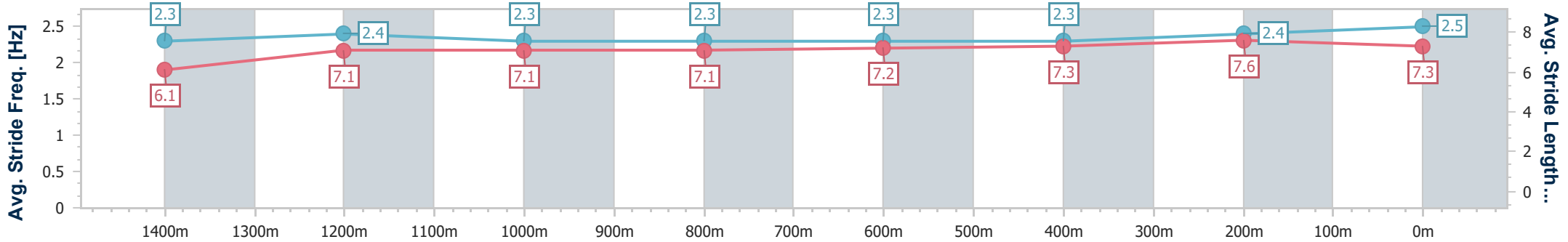
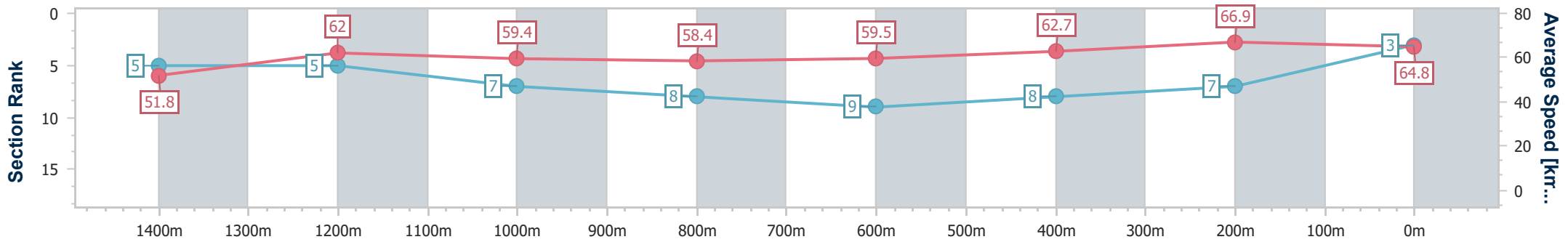


Doomben QLD Professional  
 Race 4: CHANNEL 7 MEMBERS' HANDICAP - 1600m  
 13 May 2023 - 13:34  
 Track Rating: Good 4, Weather: Fine, Rail Position: True



BRISBANE  
RACING CLUB

Section	Overall	1400m	1200m	1000m	800m	600m	400m	200m
Section Times	1:35.67 [3] (0:13.91)	1:21.76 [5] (0:11.61)	1:10.15 [5] (0:12.14)	0:58.01 [7] (0:12.39)	0:45.62 [8] (0:12.23)	0:33.39 [9] (0:11.52)	0:21.87 [8] (0:10.74)	0:11.13 [7] (0:11.13)
Average Speed [km/h]	51.8	62.0	59.4	58.4	59.5	62.7	66.9	64.8
Top Speed [km/h]	62.4	63.2	60.9	59.5	61.1	66.2	68.0	66.6
Avg. Dist. to Rail [m]	3.5	0.8	2.8	2.7	2.0	1.5	2.2	4.6
Avg. Stride Freq. [Hz]	2.3	2.4	2.3	2.3	2.3	2.3	2.4	2.5
Avg. Stride Length [m]	6.1	7.1	7.1	7.1	7.2	7.3	7.6	7.3



- [ ] Ranking at each section and finish
- .-.- No data available at this section
- NA No data available



Horse/Jockey Name	Brutality
Final Rank	4
Fastest Section Time (Section)	0:10.68 (400m)
Top Speed [km/h] (Section)	68.3 (400m)
Race State	Finished

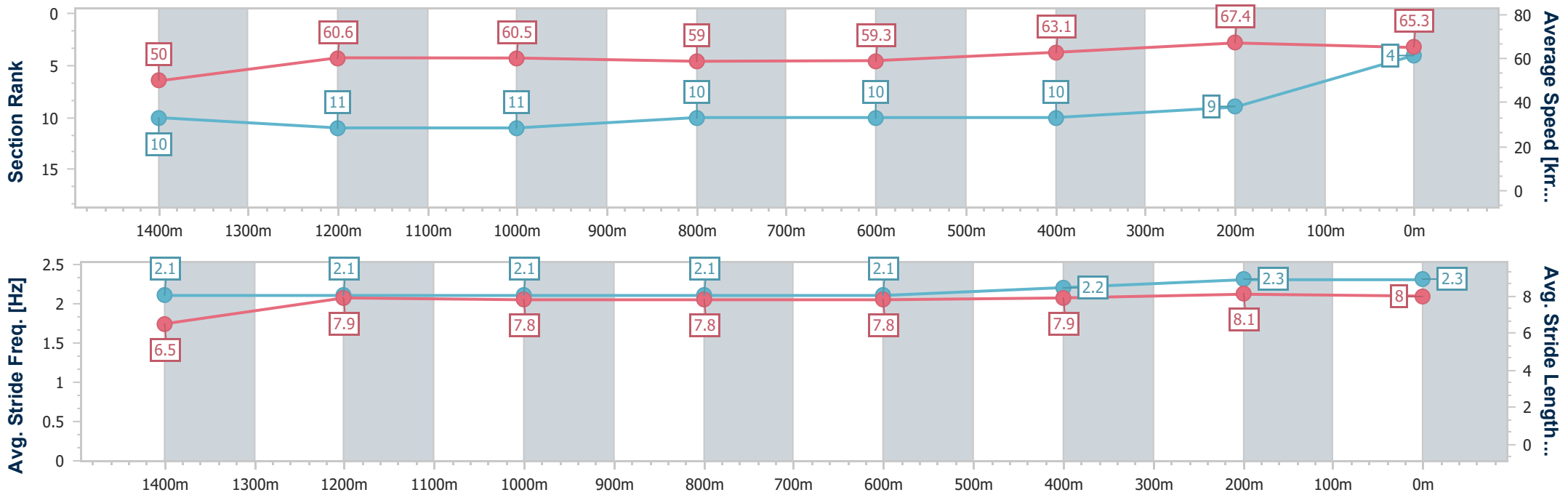


**Doomben QLD Professional**  
**Race 4: CHANNEL 7 MEMBERS' HANDICAP - 1600m**  
 13 May 2023 - 13:34  
 Track Rating: Good 4, Weather: Fine, Rail Position: True



BRISBANE  
RACING CLUB

Section	Overall	1400m	1200m	1000m	800m	600m	400m	200m
Section Times	1:35.71 [4] (0:14.38)	1:21.33 [10] (0:11.75)	1:09.58 [11] (0:11.88)	0:57.70 [11] (0:12.18)	0:45.52 [10] (0:12.28)	0:33.24 [10] (0:11.54)	0:21.70 [10] (0:10.68)	0:11.02 [9]
Average Speed [km/h]	50.0	60.6	60.5	59.0	59.3	63.1	67.4	65.3
Top Speed [km/h]	62.6	61.7	62.3	62.2	62.0	66.9	68.3	67.3
Avg. Dist. to Rail [m]	1.2	1.6	1.4	1.3	2.3	2.3	1.6	4.6
Avg. Stride Freq. [Hz]	2.1	2.1	2.1	2.1	2.1	2.2	2.3	2.3
Avg. Stride Length [m]	6.5	7.9	7.8	7.8	7.8	7.9	8.1	8.0







Horse/Jockey Name	Jetty
Final Rank	5
Fastest Section Time (Section)	0:10.75 (400m)
Top Speed [km/h] (Section)	68.3 (400m)
Race State	Finished

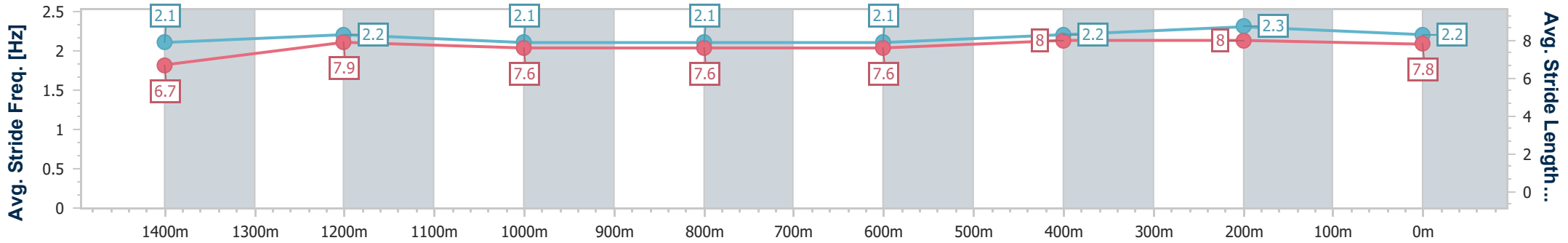
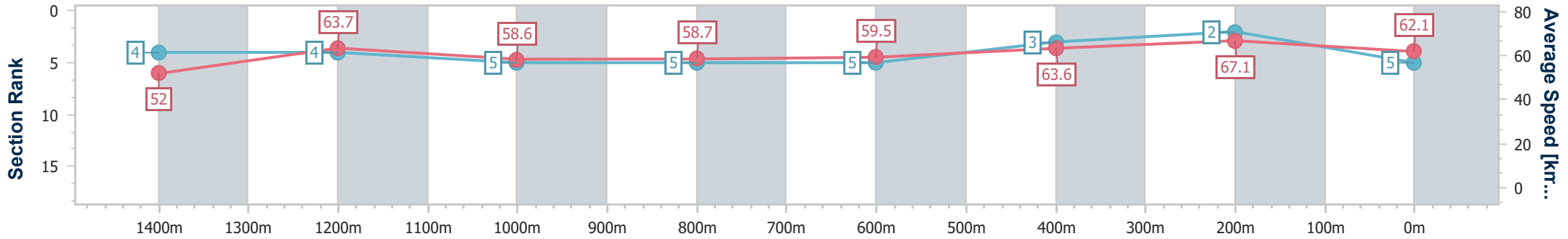


**Doomben QLD Professional**  
**Race 4: CHANNEL 7 MEMBERS' HANDICAP - 1600m**  
 13 May 2023 - 13:34  
 Track Rating: Good 4, Weather: Fine, Rail Position: True



BRISBANE  
RACING CLUB

Section	Overall	1400m	1200m	1000m	800m	600m	400m	200m
Section Times	1:35.72 [5] (0:13.90)	1:21.82 [4] (0:11.34)	1:10.48 [4] (0:12.28)	0:58.20 [5] (0:12.32)	0:45.88 [5] (0:12.15)	0:33.73 [5] (0:11.38)	0:22.35 [3] (0:10.75)	0:11.60 [2] (0:11.60)
Average Speed [km/h]	52.0	63.7	58.6	58.7	59.5	63.6	67.1	62.1
Top Speed [km/h]	65.6	65.9	59.6	59.4	60.9	67.5	68.3	66.5
Avg. Dist. to Rail [m]	5.5	0.7	1.2	1.5	0.6	0.7	2.5	2.7
Avg. Stride Freq. [Hz]	2.1	2.2	2.1	2.1	2.1	2.2	2.3	2.2
Avg. Stride Length [m]	6.7	7.9	7.6	7.6	7.6	8.0	8.0	7.8



- [ ] Ranking at each section and finish
- .-.- No data available at this section
- NA No data available



Horse/Jockey Name	Sunshine Rising
Final Rank	6
Fastest Section Time (Section)	0:10.86 (400m)
Top Speed [km/h] (Section)	68.3 (400m)
Race State	Finished

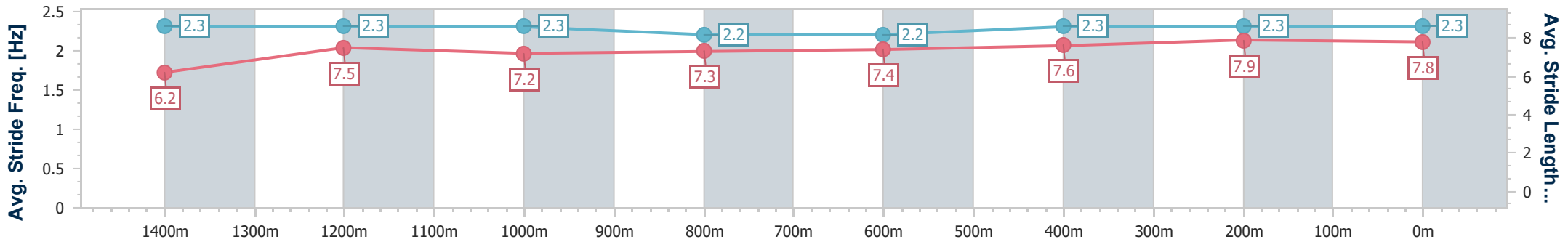
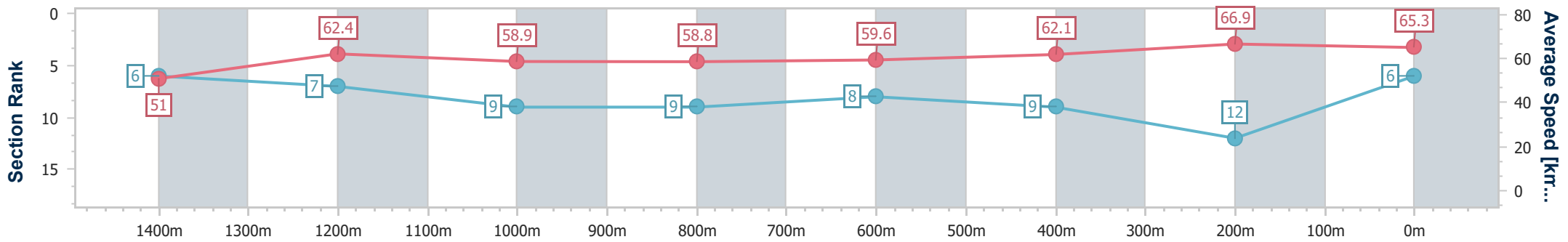


**Doomben QLD Professional**  
**Race 4: CHANNEL 7 MEMBERS' HANDICAP - 1600m**  
 13 May 2023 - 13:34  
 Track Rating: Good 4, Weather: Fine, Rail Position: True



BRISBANE  
RACING CLUB

Section	Overall	1400m	1200m	1000m	800m	600m	400m	200m
Section Times	1:35.77 [6] (0:14.12)	1:21.65 [6] (0:11.48)	1:10.17 [7] (0:12.21)	0:57.96 [9] (0:12.28)	0:45.68 [9] (0:12.17)	0:33.51 [8] (0:11.64)	0:21.87 [9] (0:10.86)	0:11.01 [12] (0:11.01)
Average Speed [km/h]	51.0	62.4	58.9	58.8	59.6	62.1	66.9	65.3
Top Speed [km/h]	63.3	64.6	61.6	59.6	61.9	63.7	68.3	68.0
Avg. Dist. to Rail [m]	1.1	0.6	0.6	1.6	1.5	0.8	5.2	9.0
Avg. Stride Freq. [Hz]	2.3	2.3	2.3	2.2	2.2	2.3	2.3	2.3
Avg. Stride Length [m]	6.2	7.5	7.2	7.3	7.4	7.6	7.9	7.8



- [ ] Ranking at each section and finish
- .-.- No data available at this section
- NA No data available



Horse/Jockey Name	Irish Playboy
Final Rank	7
Fastest Section Time (Section)	0:10.64 (400m)
Top Speed [km/h] (Section)	68.4 (400m)
Race State	Finished

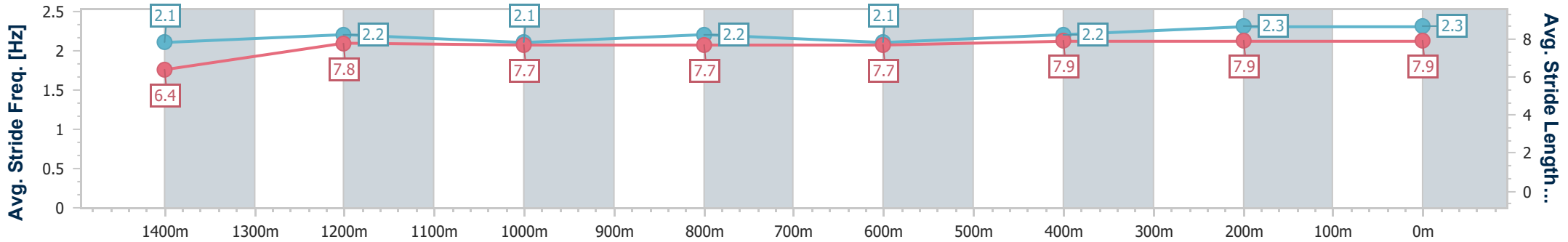
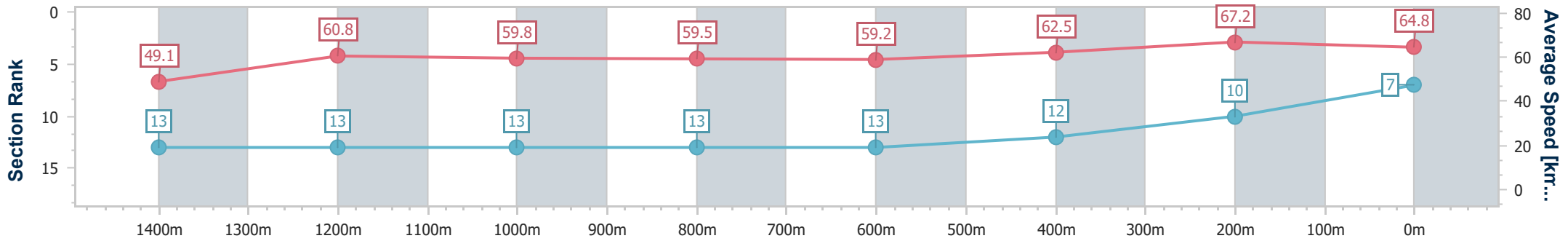


**Doomben QLD Professional**  
**Race 4: CHANNEL 7 MEMBERS' HANDICAP - 1600m**  
 13 May 2023 - 13:34  
 Track Rating: Good 4, Weather: Fine, Rail Position: True



BRISBANE  
RACING CLUB

Section	Overall	1400m	1200m	1000m	800m	600m	400m	200m
Section Times	1:35.85 [7] (0:14.65)	1:21.20 [13] (0:11.73)	1:09.47 [13] (0:12.01)	0:57.46 [13] (0:12.10)	0:45.36 [13] (0:12.16)	0:33.20 [13] (0:11.44)	0:21.76 [12] (0:10.64)	0:11.12 [10] (0:11.12)
Average Speed [km/h]	49.1	60.8	59.8	59.5	59.2	62.5	67.2	64.8
Top Speed [km/h]	61.6	62.1	62.6	61.1	61.4	65.6	68.4	66.8
Avg. Dist. to Rail [m]	2.8	1.6	0.4	0.2	0.2	1.3	2.4	0.4
Avg. Stride Freq. [Hz]	2.1	2.2	2.1	2.2	2.1	2.2	2.3	2.3
Avg. Stride Length [m]	6.4	7.8	7.7	7.7	7.7	7.9	7.9	7.9



- [ ] Ranking at each section and finish
- .-.- No data available at this section
- NA No data available



Horse/Jockey Name	Alcyone
Final Rank	8
Fastest Section Time (Section)	0:10.97 (400m)
Top Speed [km/h] (Section)	67.7 (400m)
Race State	Finished

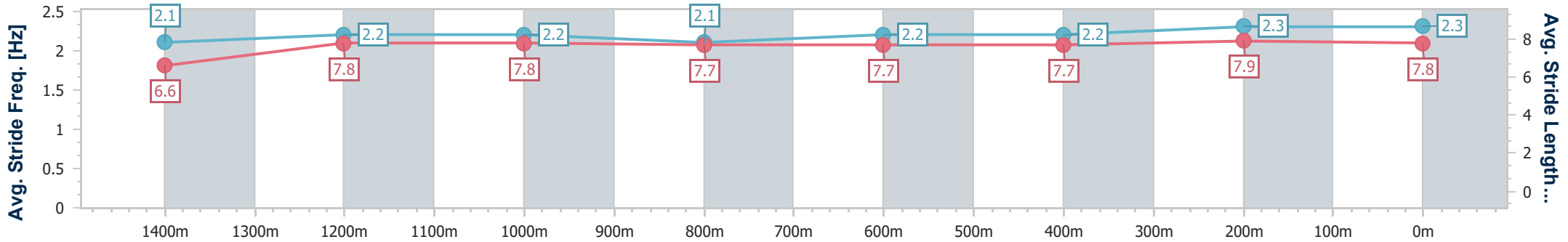
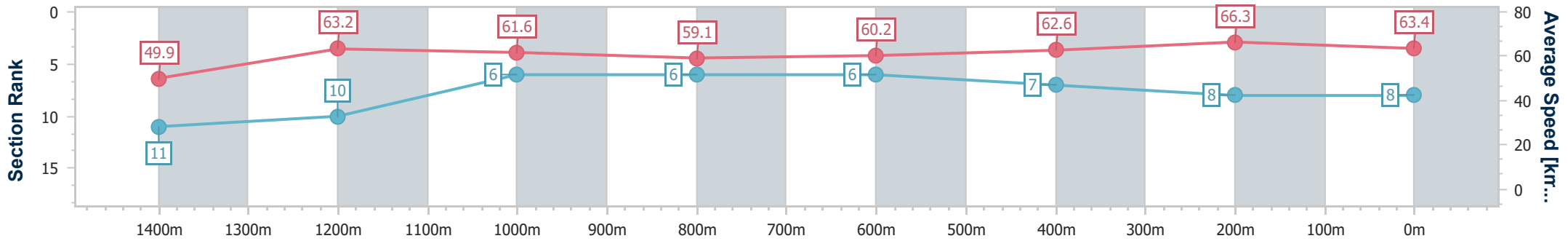


**Doomben QLD Professional**  
**Race 4: CHANNEL 7 MEMBERS' HANDICAP - 1600m**  
 13 May 2023 - 13:34  
 Track Rating: Good 4, Weather: Fine, Rail Position: True



BRISBANE  
RACING CLUB

Section	Overall	1400m	1200m	1000m	800m	600m	400m	200m
Section Times	1:35.93 [8] (0:14.43)	1:21.50 [11] (0:11.44)	1:10.06 [10] (0:11.70)	0:58.36 [6] (0:12.23)	0:46.13 [6] (0:12.13)	0:34.00 [6] (0:11.68)	0:22.32 [7] (0:10.97)	0:11.35 [8] (0:11.35)
Average Speed [km/h]	49.9	63.2	61.6	59.1	60.2	62.6	66.3	63.4
Top Speed [km/h]	61.3	65.5	64.6	60.1	61.9	64.9	67.7	65.8
Avg. Dist. to Rail [m]	3.2	0.6	3.3	2.9	2.4	2.8	5.7	7.8
Avg. Stride Freq. [Hz]	2.1	2.2	2.2	2.1	2.2	2.2	2.3	2.3
Avg. Stride Length [m]	6.6	7.8	7.8	7.7	7.7	7.7	7.9	7.8



- [ ] Ranking at each section and finish
- .-.- No data available at this section
- NA No data available



Horse/Jockey Name	Seat Of Power
Final Rank	9
Fastest Section Time (Section)	0:11.07 (400m)
Top Speed [km/h] (Section)	66.8 (400m)
Race State	Finished

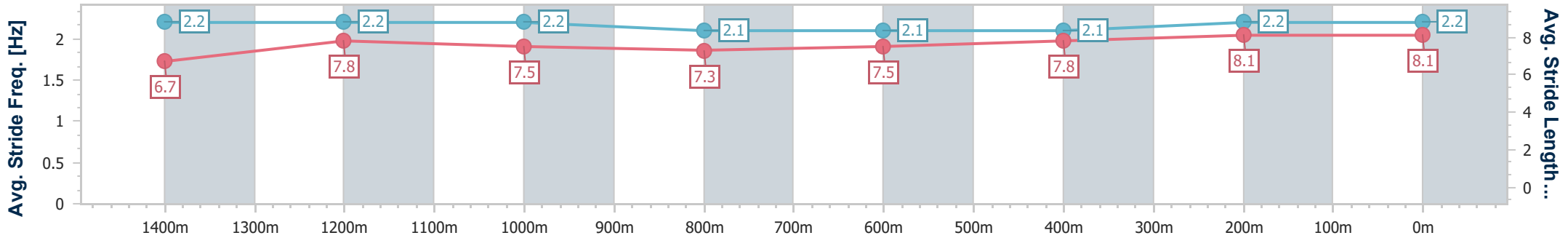
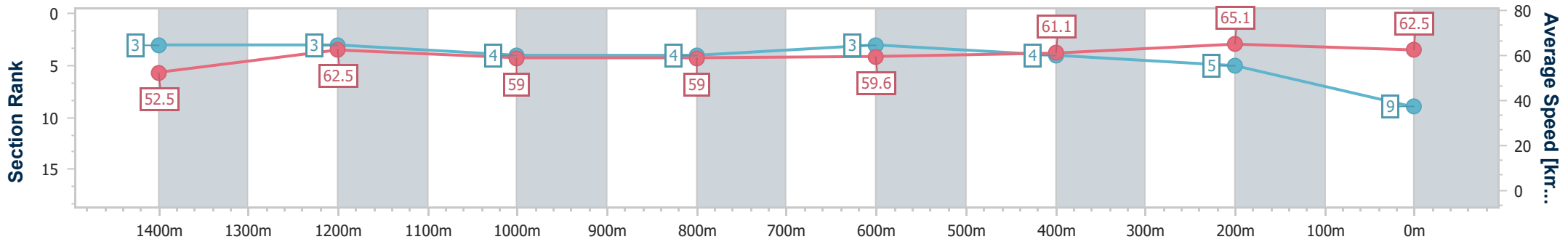


**Doomben QLD Professional**  
**Race 4: CHANNEL 7 MEMBERS' HANDICAP - 1600m**  
 13 May 2023 - 13:34  
 Track Rating: Good 4, Weather: Fine, Rail Position: True



BRISBANE  
RACING CLUB

Section	Overall	1400m	1200m	1000m	800m	600m	400m	200m
Section Times	1:35.96 [9] (0:13.74)	1:22.22 [3] (0:11.43)	1:10.79 [3] (0:12.22)	0:58.57 [4] (0:12.19)	0:46.38 [4] (0:12.08)	0:34.30 [3] (0:11.73)	0:22.57 [4] (0:11.07)	0:11.50 [5] (0:11.50)
Average Speed [km/h]	52.5	62.5	59.0	59.0	59.6	61.1	65.1	62.5
Top Speed [km/h]	64.1	64.1	59.9	59.8	60.5	63.1	66.8	65.0
Avg. Dist. to Rail [m]	4.9	1.0	0.6	0.3	0.2	0.6	1.1	2.2
Avg. Stride Freq. [Hz]	2.2	2.2	2.2	2.1	2.1	2.1	2.2	2.2
Avg. Stride Length [m]	6.7	7.8	7.5	7.3	7.5	7.8	8.1	8.1



- [ ] Ranking at each section and finish
- .-.-.- No data available at this section
- NA No data available



Horse/Jockey Name	Arctic Thunder
Final Rank	10
Fastest Section Time (Section)	0:10.66 (400m)
Top Speed [km/h] (Section)	68.8 (400m)
Race State	Finished

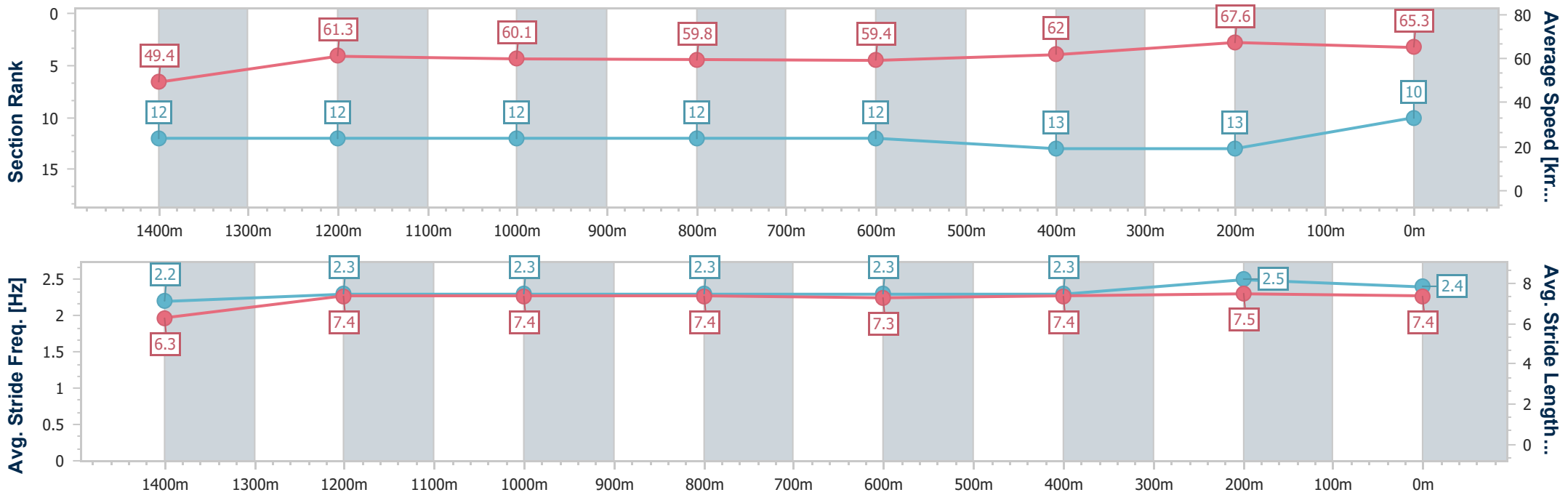


**Doomben QLD Professional**  
**Race 4: CHANNEL 7 MEMBERS' HANDICAP - 1600m**  
 13 May 2023 - 13:34  
 Track Rating: Good 4, Weather: Fine, Rail Position: True



BRISBANE  
RACING CLUB

Section	Overall	1400m	1200m	1000m	800m	600m	400m	200m
Section Times	1:35.99 [10] (0:14.60)	1:21.39 [12] (0:11.70)	1:09.69 [12] (0:12.00)	0:57.69 [12] (0:12.10)	0:45.59 [12] (0:12.23)	0:33.36 [12] (0:11.66)	0:21.70 [13] (0:10.66)	0:11.04 [13] (0:11.04)
Average Speed [km/h]	49.4	61.3	60.1	59.8	59.4	62.0	67.6	65.3
Top Speed [km/h]	62.3	63.0	63.0	61.6	62.2	64.3	68.8	67.6
Avg. Dist. to Rail [m]	5.5	0.6	1.7	1.9	1.5	0.7	3.1	7.4
Avg. Stride Freq. [Hz]	2.2	2.3	2.3	2.3	2.3	2.3	2.5	2.4
Avg. Stride Length [m]	6.3	7.4	7.4	7.4	7.3	7.4	7.5	7.4



- [ ] Ranking at each section and finish
- .-.- No data available at this section
- NA No data available



Horse/Jockey Name	Wapiti
Final Rank	11
Fastest Section Time (Section)	0:10.81 (400m)
Top Speed [km/h] (Section)	67.8 (400m)
Race State	Finished

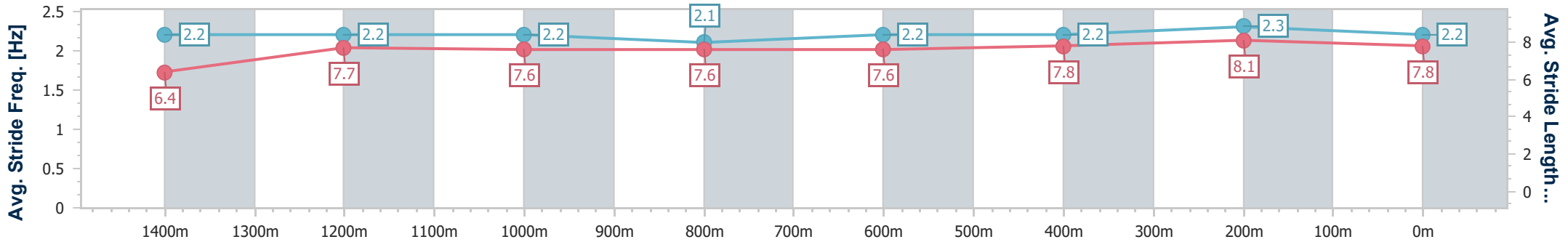
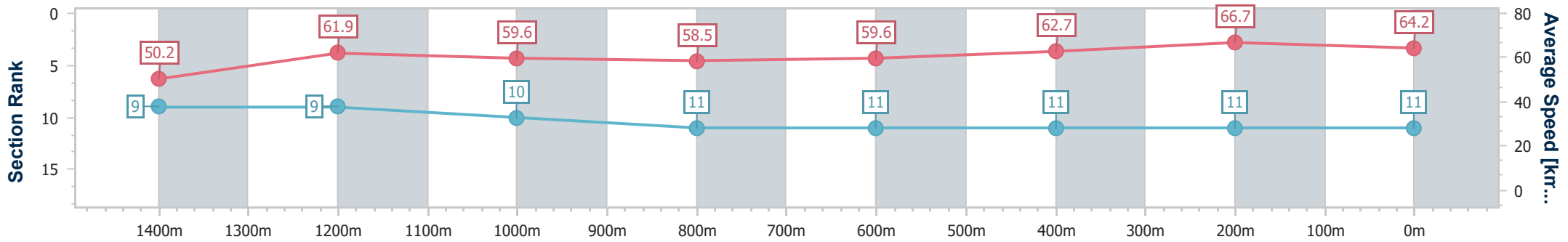


**Doomben QLD Professional**  
**Race 4: CHANNEL 7 MEMBERS' HANDICAP - 1600m**  
 13 May 2023 - 13:34  
 Track Rating: Good 4, Weather: Fine, Rail Position: True



BRISBANE  
RACING CLUB

Section	Overall	1400m	1200m	1000m	800m	600m	400m	200m
Section Times	1:36.07 [11] (0:14.36)	1:21.71 [9] (0:11.55)	1:10.16 [9] (0:12.07)	0:58.09 [10] (0:12.37)	0:45.72 [11] (0:12.17)	0:33.55 [11] (0:11.53)	0:22.02 [11] (0:10.81)	0:11.21 [11] (0:11.21)
Average Speed [km/h]	50.2	61.9	59.6	58.5	59.6	62.7	66.7	64.2
Top Speed [km/h]	61.3	63.3	63.0	61.2	62.1	65.3	67.8	66.2
Avg. Dist. to Rail [m]	1.7	0.9	1.4	1.8	1.5	0.6	2.8	4.3
Avg. Stride Freq. [Hz]	2.2	2.2	2.2	2.1	2.2	2.2	2.3	2.2
Avg. Stride Length [m]	6.4	7.7	7.6	7.6	7.6	7.8	8.1	7.8



- [ ] Ranking at each section and finish
- .-.- No data available at this section
- NA No data available



Horse/Jockey Name	Master Jamie
Final Rank	12
Fastest Section Time (Section)	0:11.15 (400m)
Top Speed [km/h] (Section)	66.8 (400m)
Race State	Finished

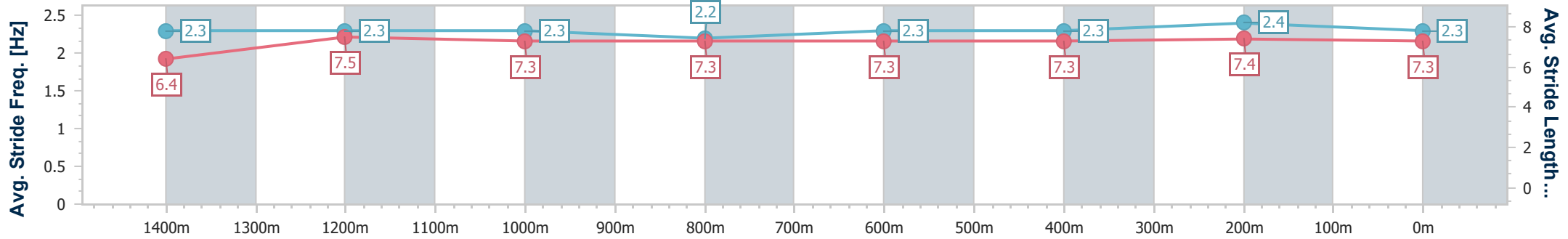
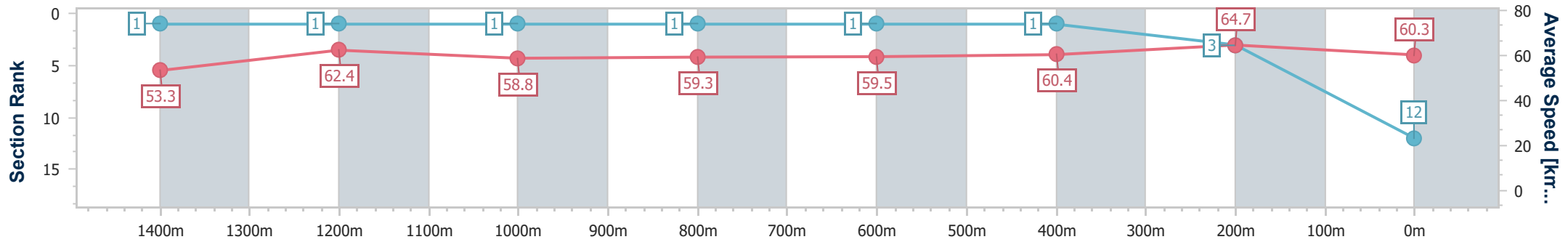


**Doomben QLD Professional**  
**Race 4: CHANNEL 7 MEMBERS' HANDICAP - 1600m**  
 13 May 2023 - 13:34  
 Track Rating: Good 4, Weather: Fine, Rail Position: True



BRISBANE  
RACING CLUB

Section	Overall	1400m	1200m	1000m	800m	600m	400m	200m
Section Times	1:36.33 [12] (0:13.52)	1:22.81 [1] (0:11.33)	1:11.48 [1] (0:12.25)	0:59.23 [1] (0:12.16)	0:47.07 [1] (0:12.12)	0:34.95 [1] (0:11.87)	0:23.08 [1] (0:11.15)	0:11.93 [3] (0:11.93)
Average Speed [km/h]	53.3	62.4	58.8	59.3	59.5	60.4	64.7	60.3
Top Speed [km/h]	66.4	66.0	60.2	60.1	60.4	63.7	66.8	64.0
Avg. Dist. to Rail [m]	5.0	2.3	0.2	0.4	0.3	0.3	0.2	0.5
Avg. Stride Freq. [Hz]	2.3	2.3	2.3	2.2	2.3	2.3	2.4	2.3
Avg. Stride Length [m]	6.4	7.5	7.3	7.3	7.3	7.3	7.4	7.3



- [ ] Ranking at each section and finish
- .-.- No data available at this section
- NA No data available





Horse/Jockey Name	Count The Coin
Final Rank	13
Fastest Section Time (Section)	0:11.15 (400m)
Top Speed [km/h] (Section)	66.1 (1400m)
Race State	Finished

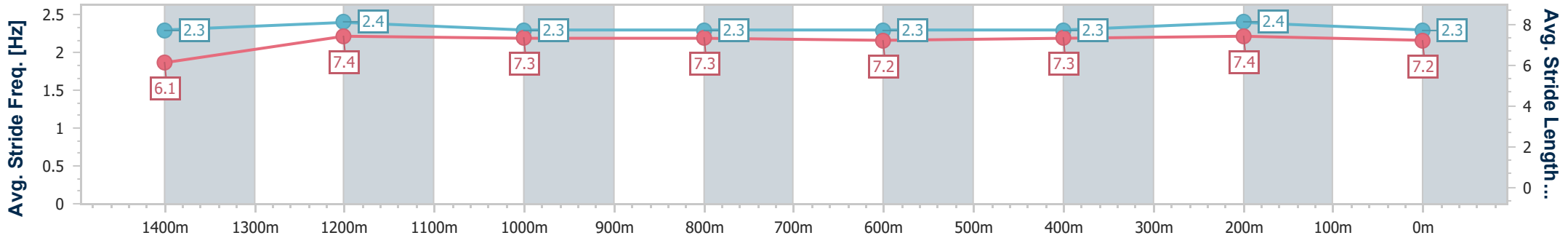
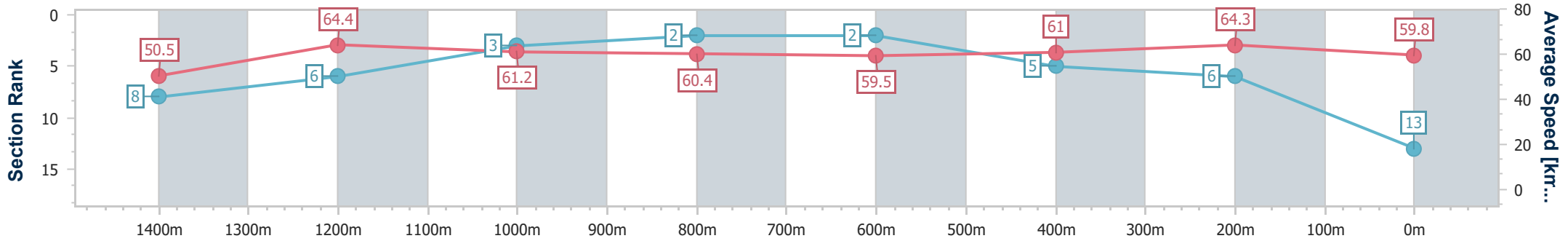


**Doomben QLD Professional**  
**Race 4: CHANNEL 7 MEMBERS' HANDICAP - 1600m**  
 13 May 2023 - 13:34  
 Track Rating: Good 4, Weather: Fine, Rail Position: True



BRISBANE  
RACING CLUB

Section	Overall	1400m	1200m	1000m	800m	600m	400m	200m
Section Times	1:36.46 [13] (0:14.25)	1:22.21 [8] (0:11.26)	1:10.95 [6] (0:11.77)	0:59.18 [3] (0:11.98)	0:47.20 [2] (0:12.18)	0:35.02 [2] (0:11.82)	0:23.20 [5] (0:11.15)	0:12.05 [6] (0:12.05)
Average Speed [km/h]	50.5	64.4	61.2	60.4	59.5	61.0	64.3	59.8
Top Speed [km/h]	63.3	66.1	63.0	61.1	60.9	63.0	65.4	63.6
Avg. Dist. to Rail [m]	2.2	0.8	2.2	2.2	1.4	0.8	1.3	0.4
Avg. Stride Freq. [Hz]	2.3	2.4	2.3	2.3	2.3	2.3	2.4	2.3
Avg. Stride Length [m]	6.1	7.4	7.3	7.3	7.2	7.3	7.4	7.2



- [ ] Ranking at each section and finish
- .-.- No data available at this section
- NA No data available



Horse/Jockey Name	Stardome
Final Rank	14
Fastest Section Time (Section)	0:10.79 (400m)
Top Speed [km/h] (Section)	67.1 (400m)
Race State	Finished

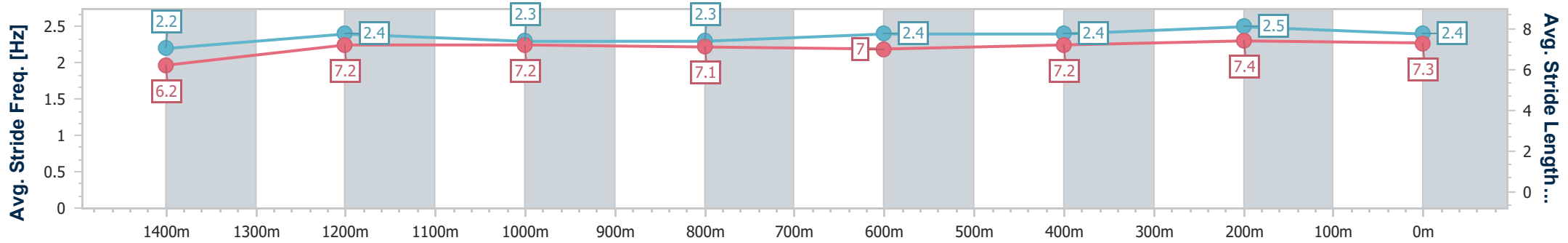
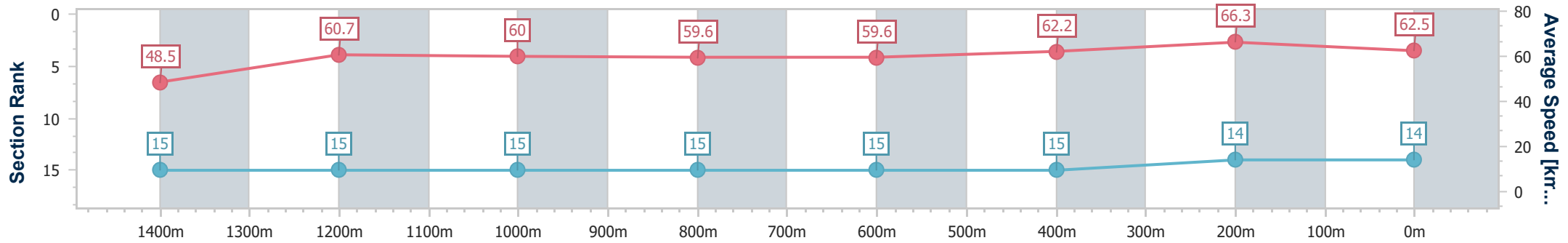


**Doomben QLD Professional**  
**Race 4: CHANNEL 7 MEMBERS' HANDICAP - 1600m**  
 13 May 2023 - 13:34  
 Track Rating: Good 4, Weather: Fine, Rail Position: True



BRISBANE  
RACING CLUB

Section	Overall	1400m	1200m	1000m	800m	600m	400m	200m
Section Times	1:36.76 [14] (0:14.91)	1:21.85 [15] (0:11.80)	1:10.05 [15] (0:11.99)	0:58.06 [15] (0:12.09)	0:45.97 [15] (0:12.17)	0:33.80 [15] (0:11.48)	0:22.32 [15] (0:10.79)	0:11.53 [14] (0:11.53)
Average Speed [km/h]	48.5	60.7	60.0	59.6	59.6	62.2	66.3	62.5
Top Speed [km/h]	61.0	62.6	62.8	60.8	61.4	64.6	67.1	66.2
Avg. Dist. to Rail [m]	8.4	1.3	1.0	1.2	1.1	1.4	2.0	1.3
Avg. Stride Freq. [Hz]	2.2	2.4	2.3	2.3	2.4	2.4	2.5	2.4
Avg. Stride Length [m]	6.2	7.2	7.2	7.1	7.0	7.2	7.4	7.3



- [ ] Ranking at each section and finish
- .-.- No data available at this section
- NA No data available



Horse/Jockey Name	Head Of State
Final Rank	15
Fastest Section Time (Section)	0:10.97 (400m)
Top Speed [km/h] (Section)	66.4 (400m)
Race State	Finished

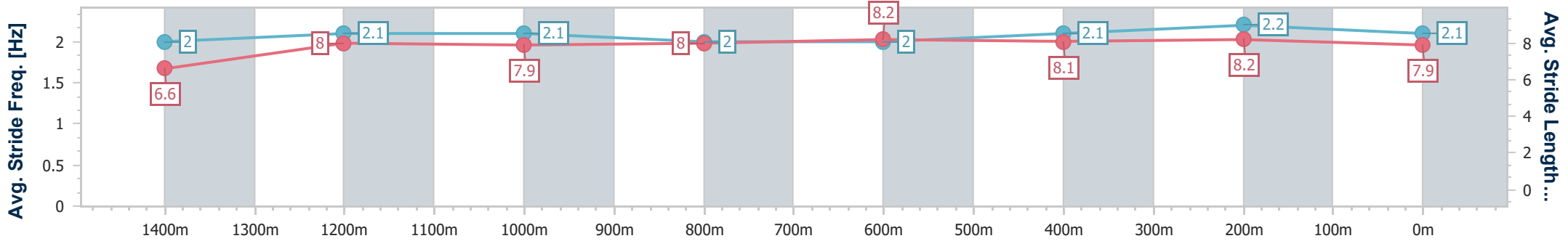
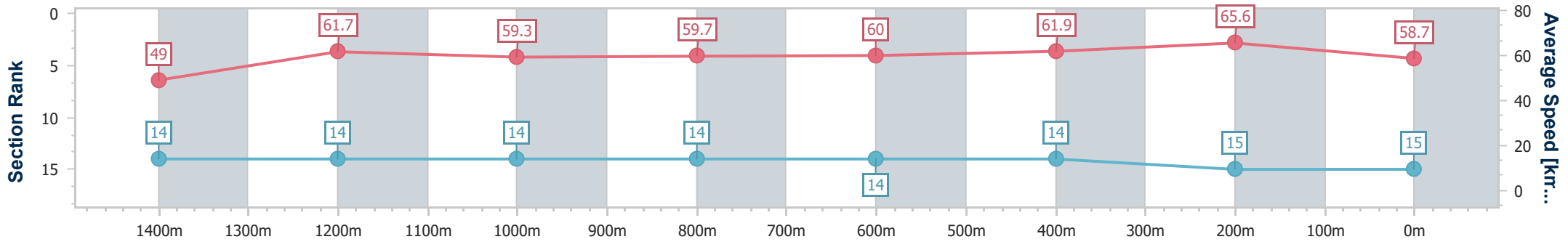


**Doomben QLD Professional**  
**Race 4: CHANNEL 7 MEMBERS' HANDICAP - 1600m**  
 13 May 2023 - 13:34  
 Track Rating: Good 4, Weather: Fine, Rail Position: True



BRISBANE  
RACING CLUB

Section	Overall	1400m	1200m	1000m	800m	600m	400m	200m
Section Times	1:37.52 [15] (0:14.70)	1:22.82 [14] (0:11.68)	1:11.14 [14] (0:12.13)	0:59.01 [14] (0:12.09)	0:46.92 [14] (0:12.05)	0:34.87 [14] (0:11.64)	0:23.23 [14] (0:10.97)	0:12.26 [15] (0:12.26)
Average Speed [km/h]	49.0	61.7	59.3	59.7	60.0	61.9	65.6	58.7
Top Speed [km/h]	59.2	62.3	61.7	61.1	61.1	63.9	66.4	63.6
Avg. Dist. to Rail [m]	6.8	0.3	0.9	1.0	0.8	0.3	1.3	3.5
Avg. Stride Freq. [Hz]	2.0	2.1	2.1	2.0	2.0	2.1	2.2	2.1
Avg. Stride Length [m]	6.6	8.0	7.9	8.0	8.2	8.1	8.2	7.9



- [ ] Ranking at each section and finish
- .-.- No data available at this section
- NA No data available