



Toowoomba QLD Professional
Race 2: HARVEY NORMAN COMMERCIAL TOOWOOMBA Class 2
Handicap - 1300m
13 May 2023 - 16:49



Track Rating: Good 4, Weather: Fine, Rail Position: +4m Entire

Section							Overall	1200m	1000m	800m	600m	400m	Last 600m
Field Times							1:19.02 (0:08.40)	1:10.62 (0:10.84)	0:59.78 (0:11.58)	0:48.20 (0:11.98)	0:36.22 (0:12.00)	0:24.22 (0:12.28)	0:36.22
Rank	TAB	Horse/Jockey	Barrier	Top Speed [km/h]	Fastest Section								Distance Travelled [m]
1	7	TUHINGA Rikki Jamieson	14	66.3 1200m	0:09.10 Overall	1:19.02 [1] (0:09.10)	1:09.92 [10] (0:11.10)	0:58.82 [10] (0:11.58)	0:47.24 [10] (0:11.77)	0:35.47 [10] (0:11.92)	0:23.55 [10] (0:11.98)	0:35.47	
2	6	TABULAM Tegan Harrison	4	66.2 1200m	0:08.72 Overall	1:19.11 [2] (0:08.72)	1:10.39 [6] (0:11.11)	0:59.28 [7] (0:11.65)	0:47.63 [8] (0:11.84)	0:35.79 [8] (0:12.04)	0:23.75 [7] (0:12.01)	0:35.79	+0
3	9	BRING ME FLOWERS Alisha Donald	3	66.3 1200m	0:08.40 Overall	1:19.32 [3] (0:08.40)	1:10.92 [1] (0:11.01)	0:59.91 [3] (0:11.50)	0:48.41 [3] (0:12.02)	0:36.39 [3] (0:12.12)	0:24.27 [3] (0:12.25)	0:36.39	-1
4	10	SUPER LEAGUE Cejay Graham	5	67.9 1200m	0:08.45 Overall	1:19.38 [4] (0:08.45)	1:10.93 [2] (0:10.89)	1:00.04 [2] (0:11.58)	0:48.46 [2] (0:11.88)	0:36.58 [1] (0:12.00)	0:24.58 [1] (0:12.28)	0:36.58	-3
5	4	SHAKAKHAN Casey Waddell	11	66.9 1000m	0:08.90 Overall	1:19.53 [5] (0:08.90)	1:10.63 [9] (0:11.22)	0:59.41 [9] (0:11.52)	0:47.89 [9] (0:11.83)	0:36.06 [9] (0:11.89)	0:24.17 [8] (0:12.04)	0:36.06	+9
6	5	START STRUTTING Montanna Savva	15	69.2 1000m	0:08.78 Overall	1:19.64 [6] (0:08.78)	1:10.86 [8] (0:10.86)	1:00.00 [5] (0:11.55)	0:48.45 [6] (0:11.96)	0:36.49 [6] (0:12.18)	0:24.31 [9] (0:12.06)	0:36.49	+8
7	3	ANYWAY YOU WANT IT Adin Thompson	10	65.7 1200m	0:08.77 Overall	1:19.86 [7] (0:08.77)	1:11.09 [7] (0:11.11)	0:59.98 [8] (0:11.51)	0:48.47 [7] (0:11.83)	0:36.64 [7] (0:12.07)	0:24.57 [6] (0:12.37)	0:36.64	+2
8	2	AFSOON Luke Tarrant	9	67.7 1200m	0:08.68 Overall	1:20.14 [8] (0:08.68)	1:11.46 [5] (0:11.02)	1:00.44 [6] (0:11.45)	0:48.99 [5] (0:11.90)	0:37.09 [5] (0:12.10)	0:24.99 [4] (0:12.36)	0:37.09	+0
9	8	ARTIE'S DESTINY Kenji Yoshida	6	68.1 1200m	0:08.46 Overall	1:20.53 [9] (0:08.46)	1:12.07 [3] (0:10.78)	1:01.29 [1] (0:11.58)	0:49.71 [1] (0:12.05)	0:37.66 [2] (0:12.07)	0:25.59 [2] (0:12.46)	0:37.66	+2
10	1	SEMPREINTE Les Tilley	8	68.1 1200m	0:08.57 Overall	1:21.70 [10] (0:08.57)	1:13.13 [4] (0:10.97)	1:02.16 [4] (0:11.60)	0:50.56 [4] (0:11.90)	0:38.66 [4] (0:12.21)	0:26.45 [5] (0:12.77)	0:38.66	+5

Scratched: Perfect Legacy (#11), Lady Shanghai (#12), Yamumza (#13), Midnight Boom (#14), My Moses (#15), Run Rampant (#16)

Report Created: Sat 13 May 2023 17:29 GMT+10 (Note: Timing is based on position data)

Page 1/12

[] Ranking at each section and finish
 -:-:- No data available at this section
 NA No data available
 SCN Saddle cloth number
 DNF Did not finish
 DNT Did not track

data processed by TRIPLESDATA



Toowoomba QLD Professional
Race 2: HARVEY NORMAN COMMERCIAL TOOWOOMBA Class 2
Handicap - 1300m
13 May 2023 - 16:49



Track Rating: Good 4, Weather: Fine, Rail Position: +4m Entire

Section				200m				Last 600m	
Field Times				0:11.94 (0:11.94)				0:36.22	
Rank	TAB	Horse/Jockey	Barrier	Top Speed [km/h]	Fastest Section	Margin			Distance Travelled [m]
1	7	TUHINGA Rikki Jamieson	14	66.3 1200m	0:09.10 Overall	0:11.57 [8] (0:11.57)	1:19.02		0:35.47
2	6	TABULAM Tegan Harrison	4	66.2 1200m	0:08.72 Overall	0:11.74 [3] (0:11.74)	0.4L		0:35.79 +0
3	9	BRING ME FLOWERS Alisha Donald	3	66.3 1200m	0:08.40 Overall	0:12.02 [2] (0:12.02)	1.4L		0:36.39 -1
4	10	SUPER LEAGUE Cejay Graham	5	67.9 1200m	0:08.45 Overall	0:12.30 [1] (0:12.30)	1.7L		0:36.58 -3
5	4	SHAKAKHAN Casey Waddell	11	66.9 1000m	0:08.90 Overall	0:12.13 [4] (0:12.13)	2.5L		0:36.06 +9
6	5	START STRUTTING Montanna Savva	15	69.2 1000m	0:08.78 Overall	0:12.25 [6] (0:12.25)	3L		0:36.49 +8
7	3	ANYWAY YOU WANT IT Adin Thompson	10	65.7 1200m	0:08.77 Overall	0:12.20 [9] (0:12.20)	4.3L		0:36.64 +2
8	2	AFSOON Luke Tarrant	9	67.7 1200m	0:08.68 Overall	0:12.63 [7] (0:12.63)	5.8L		0:37.09 +0
9	8	ARTIE'S DESTINY Kenji Yoshida	6	68.1 1200m	0:08.46 Overall	0:13.13 [5] (0:13.13)	8.1L		0:37.66 +2
10	1	SEMPREINTE Les Tilley	8	68.1 1200m	0:08.57 Overall	0:13.68 [10] (0:13.68)	14.9L		0:38.66 +5

Scratched: Perfect Legacy (#11), Lady Shanghai (#12), Yamumza (#13), Midnight Boom (#14), My Moses (#15), Run Rampant (#16)

Report Created: Sat 13 May 2023 17:29 GMT+10 (Note: Timing is based on position data)

Page 2/12

[] Ranking at each section and finish
 -:-:- No data available at this section
 NA No data available

SCN Saddle cloth number
 DNF Did not finish
 DNT Did not track

data processed by TRIPLESDATA



Horse/Jockey Name	Tuhinga
Final Rank	1
Fastest Section Time (Section)	0:09.10 (Overall)
Top Speed [km/h] (Section)	66.3 (1200m)
Race State	Finished

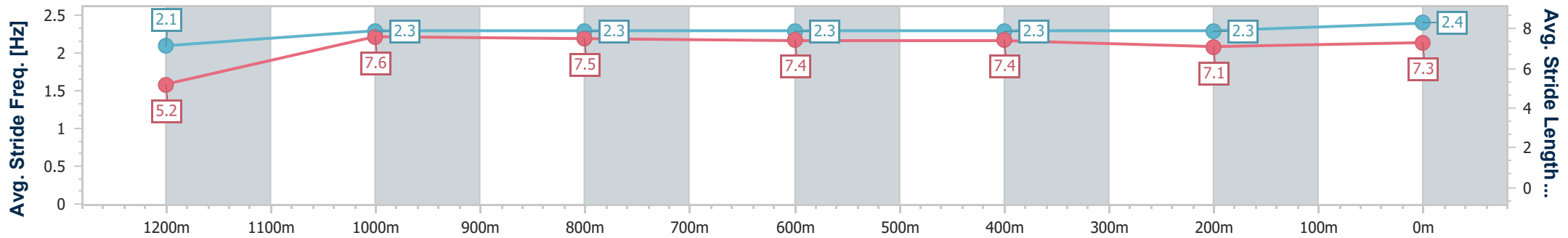
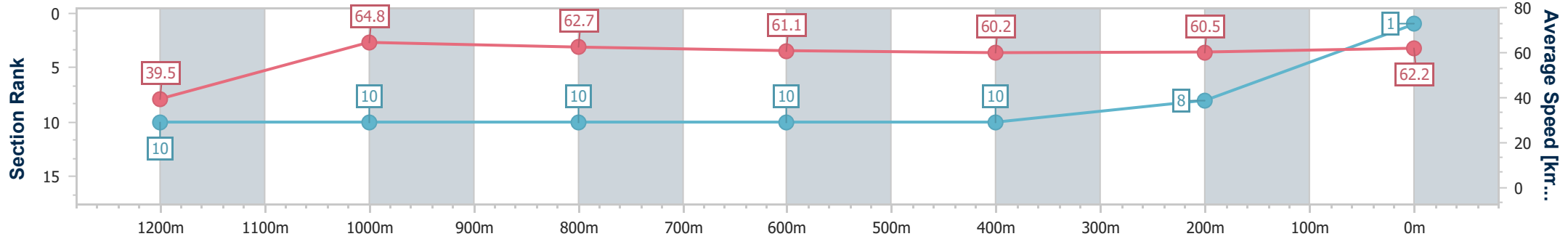


Toowoomba QLD Professional
 Race 2: HARVEY NORMAN COMMERCIAL TOOWOOMBA Class
 2 Handicap - 1300m
 13 May 2023 - 16:49



Track Rating: Good 4, Weather: Fine, Rail Position: +4m Entire

Section	Overall	1200m	1000m	800m	600m	400m	200m
Section Times	1:19.02 [1] (0:09.10)	1:09.92 [10] (0:11.10)	0:58.82 [10] (0:11.58)	0:47.24 [10] (0:11.77)	0:35.47 [10] (0:11.92)	0:23.55 [10] (0:11.98)	0:11.57 [8] (0:11.57)
Average Speed [km/h]	39.5	64.8	62.7	61.1	60.2	60.5	62.2
Top Speed [km/h]	61.4	66.3	64.9	62.3	61.5	63.7	63.7
Avg. Dist. to Rail [m]	5.8	2.1	1.6	0.7	0.6	2.5	3.3
Avg. Stride Freq. [Hz]	2.1	2.3	2.3	2.3	2.3	2.3	2.4
Avg. Stride Length [m]	5.2	7.6	7.5	7.4	7.4	7.1	7.3



- [] Ranking at each section and finish
- .-.- No data available at this section
- NA No data available



Horse/Jockey Name	Tabulam
Final Rank	2
Fastest Section Time (Section)	0:08.72 (Overall)
Top Speed [km/h] (Section)	66.2 (1200m)
Race State	Finished

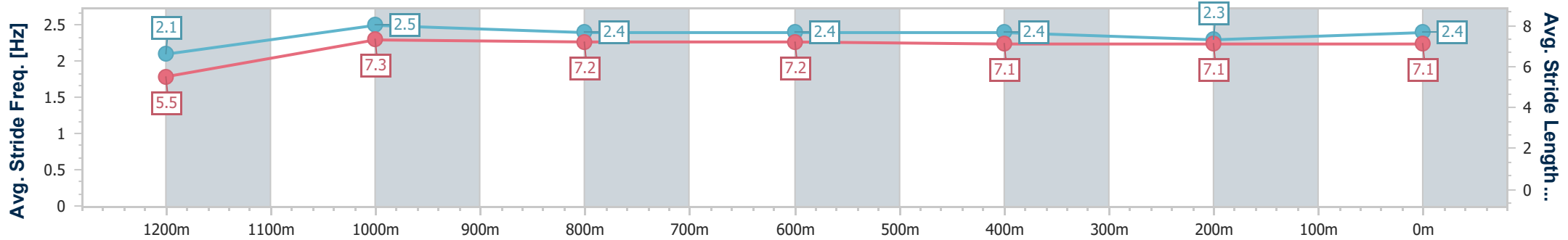
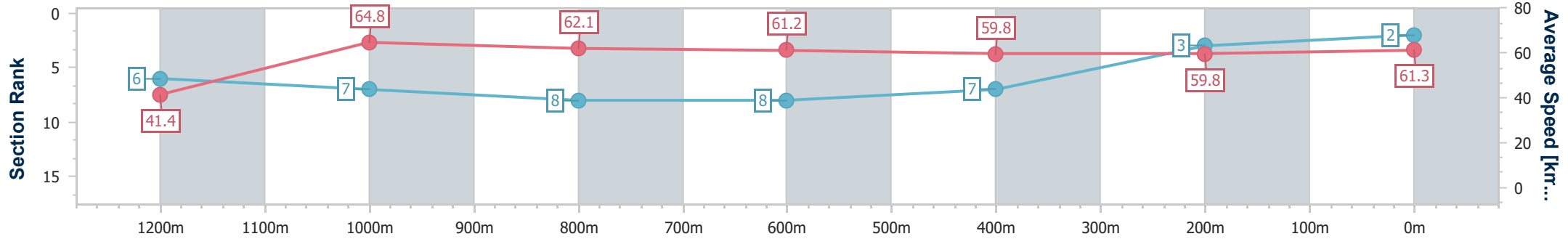


Toowoomba QLD Professional
 Race 2: HARVEY NORMAN COMMERCIAL TOOWOOMBA Class
 2 Handicap - 1300m
 13 May 2023 - 16:49



Track Rating: Good 4, Weather: Fine, Rail Position: +4m Entire

Section	Overall	1200m	1000m	800m	600m	400m	200m
Section Times	1:19.11 [2] (0:08.72)	1:10.39 [6] (0:11.11)	0:59.28 [7] (0:11.65)	0:47.63 [8] (0:11.84)	0:35.79 [8] (0:12.04)	0:23.75 [7] (0:12.01)	0:11.74 [3] (0:11.74)
Average Speed [km/h]	41.4	64.8	62.1	61.2	59.8	59.8	61.3
Top Speed [km/h]	60.8	66.2	64.1	62.5	61.6	62.0	62.2
Avg. Dist. to Rail [m]	1.8	0.3	1.0	1.7	0.5	0.8	1.0
Avg. Stride Freq. [Hz]	2.1	2.5	2.4	2.4	2.4	2.3	2.4
Avg. Stride Length [m]	5.5	7.3	7.2	7.2	7.1	7.1	7.1



- [] Ranking at each section and finish
- .-.- No data available at this section
- NA No data available



Horse/Jockey Name	Bring Me Flowers
Final Rank	3
Fastest Section Time (Section)	0:08.40 (Overall)
Top Speed [km/h] (Section)	66.3 (1200m)
Race State	Finished

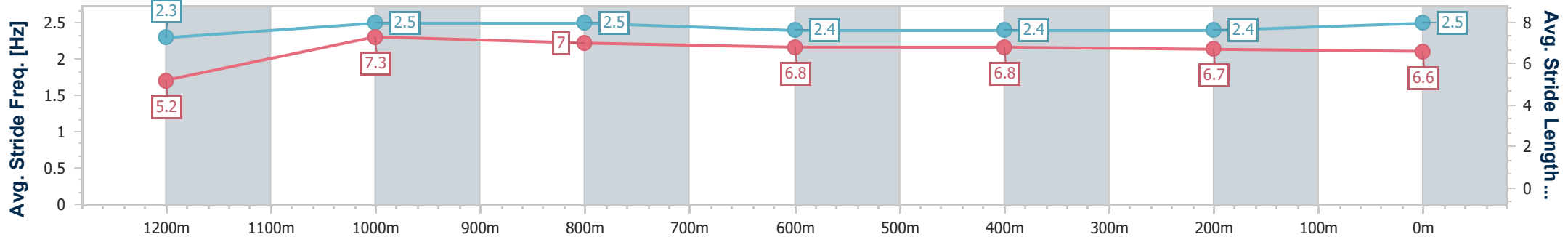
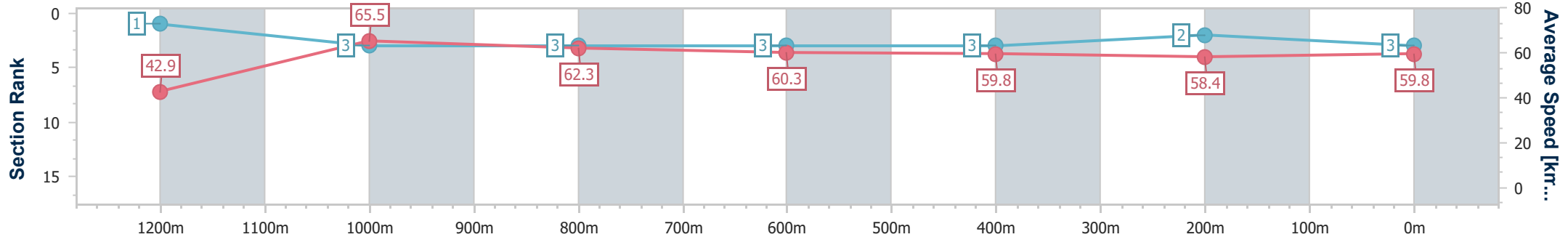


Toowoomba QLD Professional
 Race 2: HARVEY NORMAN COMMERCIAL TOOWOOMBA Class
 2 Handicap - 1300m
 13 May 2023 - 16:49



Track Rating: Good 4, Weather: Fine, Rail Position: +4m Entire

Section	Overall	1200m	1000m	800m	600m	400m	200m
Section Times	1:19.32 [3] (0:08.40)	1:10.92 [1] (0:11.01)	0:59.91 [3] (0:11.50)	0:48.41 [3] (0:12.02)	0:36.39 [3] (0:12.12)	0:24.27 [3] (0:12.25)	0:12.02 [2] (0:12.02)
Average Speed [km/h]	42.9	65.5	62.3	60.3	59.8	58.4	59.8
Top Speed [km/h]	63.9	66.3	65.3	61.6	61.7	60.6	61.1
Avg. Dist. to Rail [m]	3.1	0.8	1.0	2.1	1.1	1.7	0.5
Avg. Stride Freq. [Hz]	2.3	2.5	2.5	2.4	2.4	2.4	2.5
Avg. Stride Length [m]	5.2	7.3	7.0	6.8	6.8	6.7	6.6



- [] Ranking at each section and finish
- .-.- No data available at this section
- NA No data available



Horse/Jockey Name	Super League
Final Rank	4
Fastest Section Time (Section)	0:08.45 (Overall)
Top Speed [km/h] (Section)	67.9 (1200m)
Race State	Finished

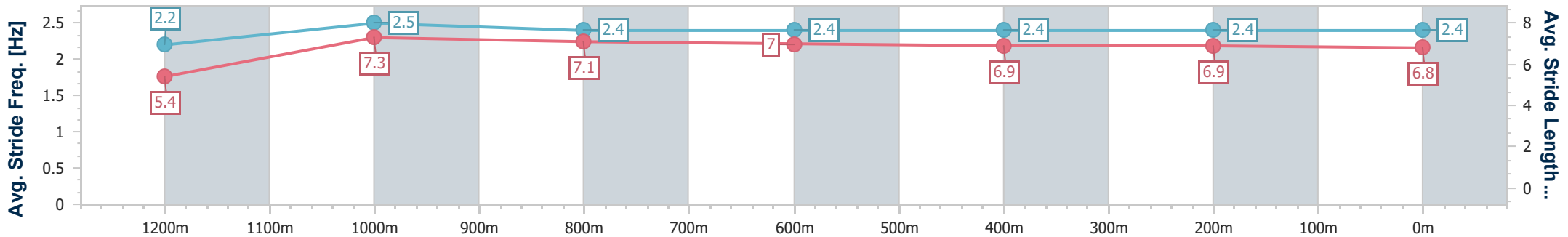
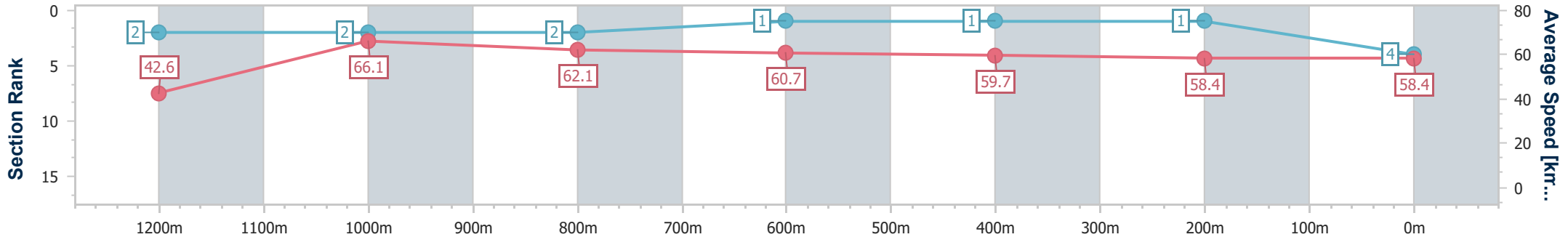


Toowoomba QLD Professional
 Race 2: HARVEY NORMAN COMMERCIAL TOOWOOMBA Class
 2 Handicap - 1300m
 13 May 2023 - 16:49



Track Rating: Good 4, Weather: Fine, Rail Position: +4m Entire

Section	Overall	1200m	1000m	800m	600m	400m	200m
Section Times	1:19.38 [4] (0:08.45)	1:10.93 [2] (0:10.89)	1:00.04 [2] (0:11.58)	0:48.46 [2] (0:11.88)	0:36.58 [1] (0:12.00)	0:24.58 [1] (0:12.28)	0:12.30 [1] (0:12.30)
Average Speed [km/h]	42.6	66.1	62.1	60.7	59.7	58.4	58.4
Top Speed [km/h]	63.3	67.9	66.3	63.1	61.3	60.0	59.5
Avg. Dist. to Rail [m]	3.7	0.9	0.5	0.9	0.6	1.2	1.4
Avg. Stride Freq. [Hz]	2.2	2.5	2.4	2.4	2.4	2.4	2.4
Avg. Stride Length [m]	5.4	7.3	7.1	7.0	6.9	6.9	6.8



- [] Ranking at each section and finish
- .-.- No data available at this section
- NA No data available



Horse/Jockey Name	Shakakhan
Final Rank	5
Fastest Section Time (Section)	0:08.90 (Overall)
Top Speed [km/h] (Section)	66.9 (1000m)
Race State	Finished

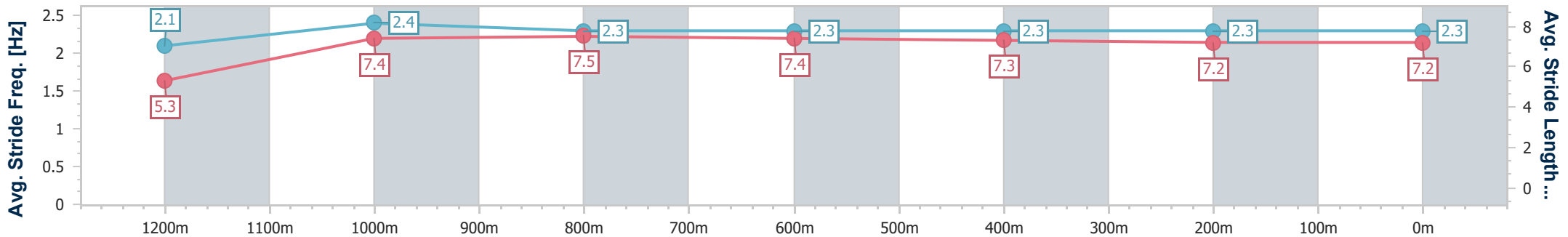
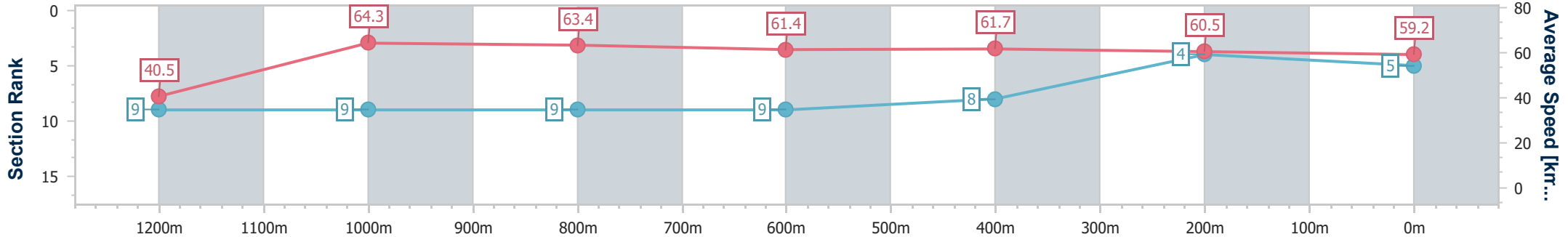


Toowoomba QLD Professional
 Race 2: HARVEY NORMAN COMMERCIAL TOOWOOMBA Class
 2 Handicap - 1300m
 13 May 2023 - 16:49



Track Rating: Good 4, Weather: Fine, Rail Position: +4m Entire

Section	Overall	1200m	1000m	800m	600m	400m	200m
Section Times	1:19.53 [5] (0:08.90)	1:10.63 [9] (0:11.22)	0:59.41 [9] (0:11.52)	0:47.89 [9] (0:11.83)	0:36.06 [9] (0:11.89)	0:24.17 [8] (0:12.04)	0:12.13 [4] (0:12.13)
Average Speed [km/h]	40.5	64.3	63.4	61.4	61.7	60.5	59.2
Top Speed [km/h]	61.6	65.7	66.9	63.0	63.6	61.3	60.9
Avg. Dist. to Rail [m]	6.7	3.2	3.8	2.5	3.3	3.5	2.7
Avg. Stride Freq. [Hz]	2.1	2.4	2.3	2.3	2.3	2.3	2.3
Avg. Stride Length [m]	5.3	7.4	7.5	7.4	7.3	7.2	7.2



- [] Ranking at each section and finish
- .-.- No data available at this section
- NA No data available



Horse/Jockey Name	Start Strutting
Final Rank	6
Fastest Section Time (Section)	0:08.78 (Overall)
Top Speed [km/h] (Section)	69.2 (1000m)
Race State	Finished

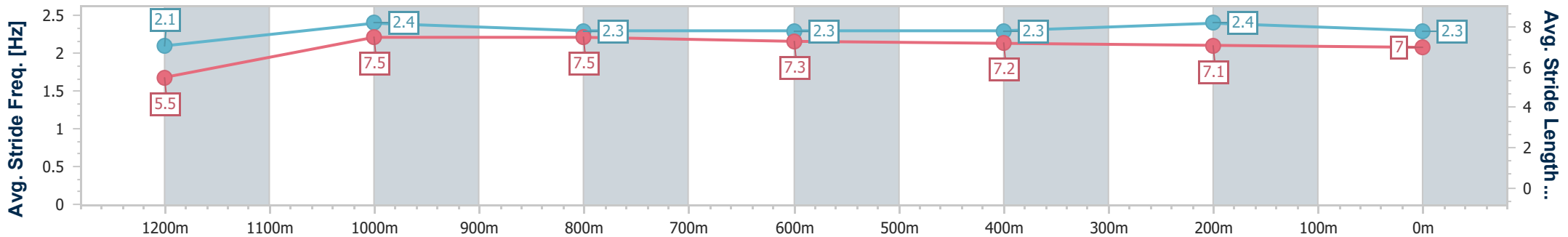
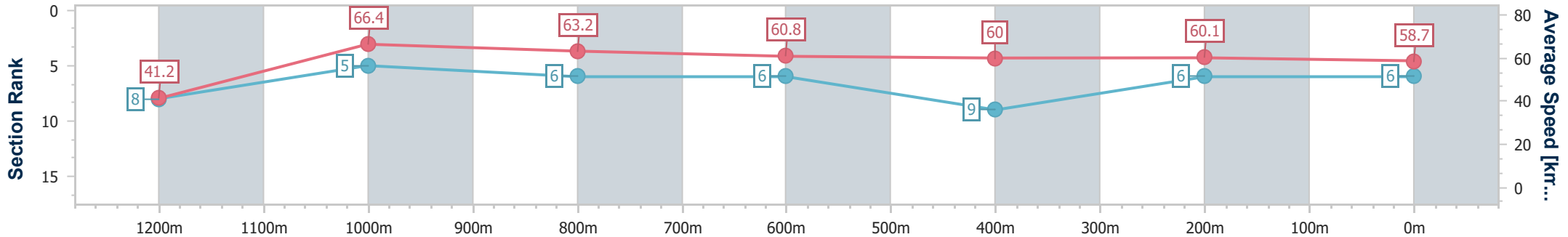


Toowoomba QLD Professional
 Race 2: HARVEY NORMAN COMMERCIAL TOOWOOMBA Class
 2 Handicap - 1300m
 13 May 2023 - 16:49



Track Rating: Good 4, Weather: Fine, Rail Position: +4m Entire

Section	Overall	1200m	1000m	800m	600m	400m	200m
Section Times	1:19.64 [6] (0:08.78)	1:10.86 [8] (0:10.86)	1:00.00 [5] (0:11.55)	0:48.45 [6] (0:11.96)	0:36.49 [6] (0:12.18)	0:24.31 [9] (0:12.06)	0:12.25 [6] (0:12.25)
Average Speed [km/h]	41.2	66.4	63.2	60.8	60.0	60.1	58.7
Top Speed [km/h]	61.2	69.0	69.2	61.8	61.5	60.7	60.5
Avg. Dist. to Rail [m]	8.2	3.6	3.3	3.2	2.4	2.4	2.0
Avg. Stride Freq. [Hz]	2.1	2.4	2.3	2.3	2.3	2.4	2.3
Avg. Stride Length [m]	5.5	7.5	7.5	7.3	7.2	7.1	7.0



- [] Ranking at each section and finish
- .-.- No data available at this section
- NA No data available



Horse/Jockey Name	Anyway You Want It
Final Rank	7
Fastest Section Time (Section)	0:08.77 (Overall)
Top Speed [km/h] (Section)	65.7 (1200m)
Race State	Finished

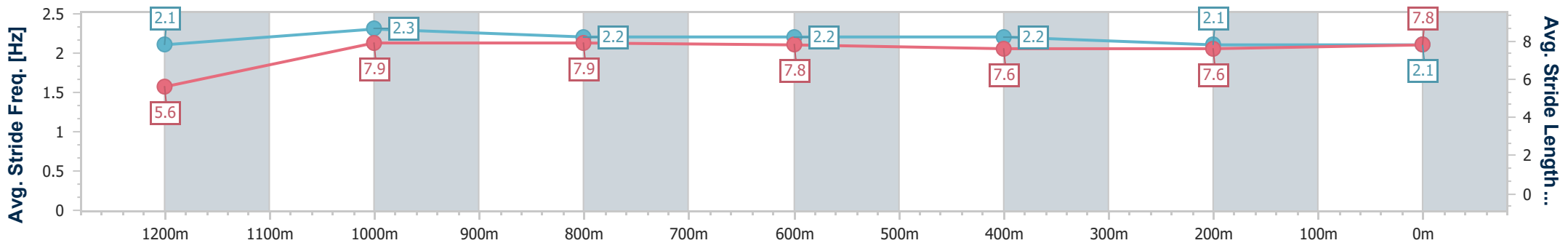
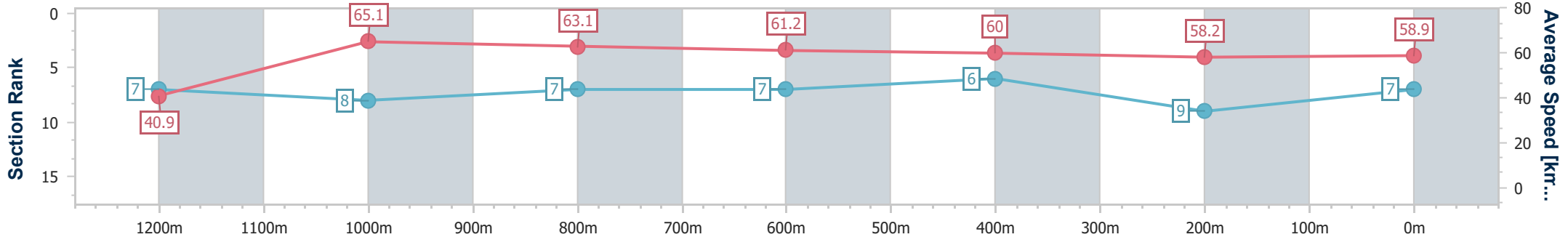


Toowoomba QLD Professional
 Race 2: HARVEY NORMAN COMMERCIAL TOOWOOMBA Class
 2 Handicap - 1300m
 13 May 2023 - 16:49



Track Rating: Good 4, Weather: Fine, Rail Position: +4m Entire

Section	Overall	1200m	1000m	800m	600m	400m	200m
Section Times	1:19.86 [7] (0:08.77)	1:11.09 [7] (0:11.11)	0:59.98 [8] (0:11.51)	0:48.47 [7] (0:11.83)	0:36.64 [7] (0:12.07)	0:24.57 [6] (0:12.37)	0:12.20 [9] (0:12.20)
Average Speed [km/h]	40.9	65.1	63.1	61.2	60.0	58.2	58.9
Top Speed [km/h]	64.6	65.7	65.1	62.0	61.5	59.6	59.4
Avg. Dist. to Rail [m]	5.6	3.0	2.2	1.7	1.1	0.6	0.5
Avg. Stride Freq. [Hz]	2.1	2.3	2.2	2.2	2.2	2.1	2.1
Avg. Stride Length [m]	5.6	7.9	7.9	7.8	7.6	7.6	7.8



- [] Ranking at each section and finish
- .-.- No data available at this section
- NA No data available



Horse/Jockey Name	Afsoon
Final Rank	8
Fastest Section Time (Section)	0:08.68 (Overall)
Top Speed [km/h] (Section)	67.7 (1200m)
Race State	Finished

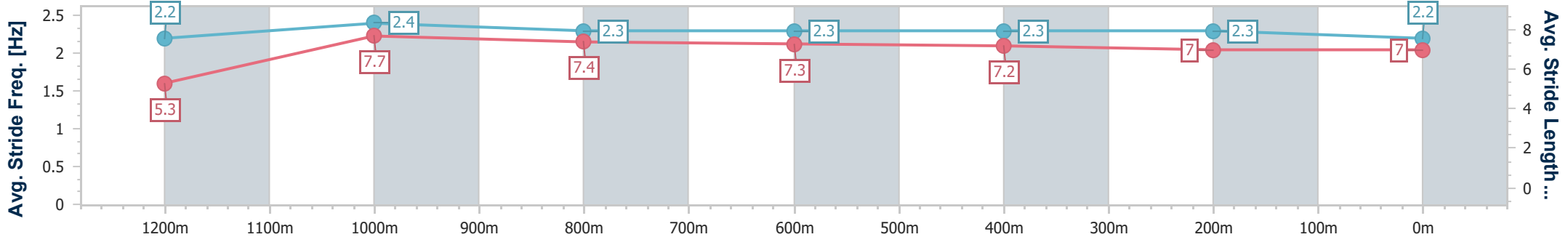
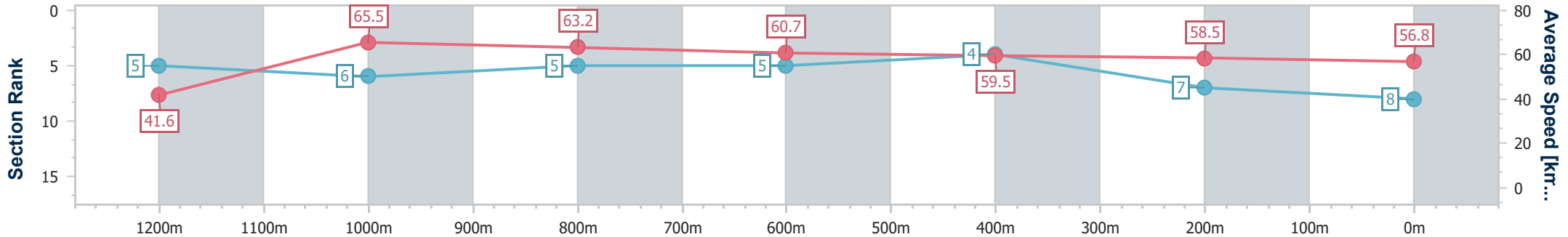


Toowoomba QLD Professional
 Race 2: HARVEY NORMAN COMMERCIAL TOOWOOMBA Class
 2 Handicap - 1300m
 13 May 2023 - 16:49



Track Rating: Good 4, Weather: Fine, Rail Position: +4m Entire

Section	Overall	1200m	1000m	800m	600m	400m	200m
Section Times	1:20.14 [8] (0:08.68)	1:11.46 [5] (0:11.02)	1:00.44 [6] (0:11.45)	0:48.99 [5] (0:11.90)	0:37.09 [5] (0:12.10)	0:24.99 [4] (0:12.36)	0:12.63 [7]
Average Speed [km/h]	41.6	65.5	63.2	60.7	59.5	58.5	56.8
Top Speed [km/h]	62.8	67.7	67.2	61.8	60.6	59.3	58.6
Avg. Dist. to Rail [m]	6.2	2.1	1.1	1.1	0.2	1.4	1.7
Avg. Stride Freq. [Hz]	2.2	2.4	2.3	2.3	2.3	2.3	2.2
Avg. Stride Length [m]	5.3	7.7	7.4	7.3	7.2	7.0	7.0



- [] Ranking at each section and finish
- .-.- No data available at this section
- NA No data available



Horse/Jockey Name	Artie's Destiny
Final Rank	9
Fastest Section Time (Section)	0:08.46 (Overall)
Top Speed [km/h] (Section)	68.1 (1200m)
Race State	Finished

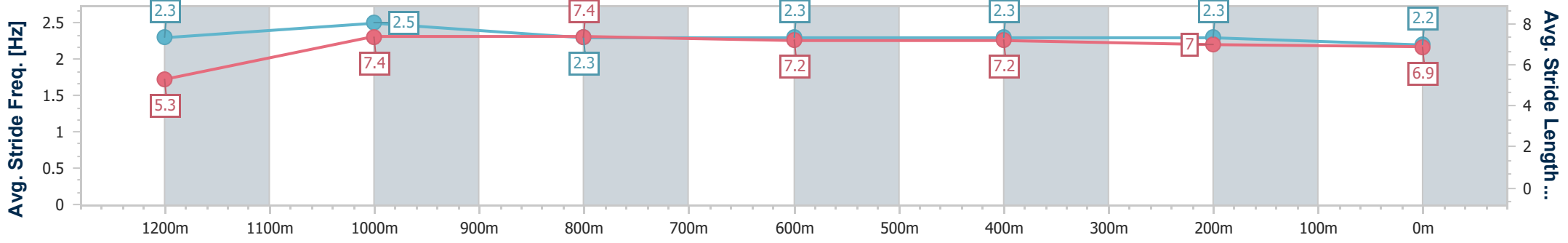
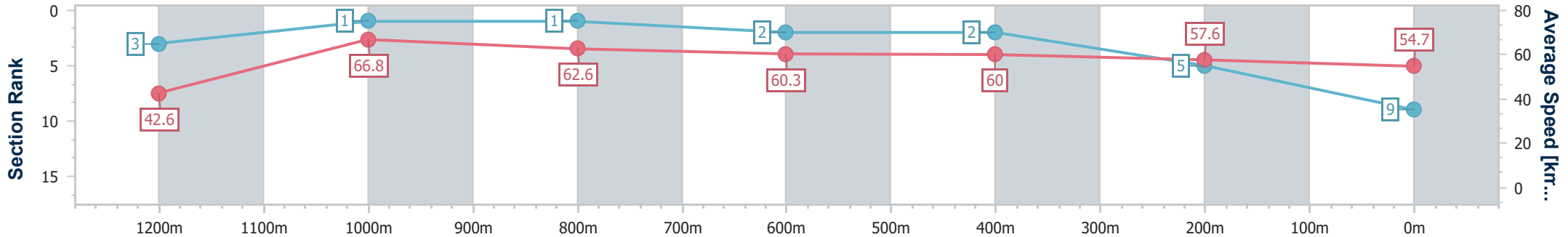


Toowoomba QLD Professional
 Race 2: HARVEY NORMAN COMMERCIAL TOOWOOMBA Class
 2 Handicap - 1300m
 13 May 2023 - 16:49



Track Rating: Good 4, Weather: Fine, Rail Position: +4m Entire

Section	Overall	1200m	1000m	800m	600m	400m	200m
Section Times	1:20.53 [9] (0:08.46)	1:12.07 [3] (0:10.78)	1:01.29 [1] (0:11.58)	0:49.71 [1] (0:12.05)	0:37.66 [2] (0:12.07)	0:25.59 [2] (0:12.46)	0:13.13 [5] (0:13.13)
Average Speed [km/h]	42.6	66.8	62.6	60.3	60.0	57.6	54.7
Top Speed [km/h]	63.2	68.1	66.7	61.0	61.3	58.7	57.0
Avg. Dist. to Rail [m]	5.8	2.7	2.0	2.7	1.2	0.7	1.4
Avg. Stride Freq. [Hz]	2.3	2.5	2.3	2.3	2.3	2.3	2.2
Avg. Stride Length [m]	5.3	7.4	7.4	7.2	7.2	7.0	6.9



- [] Ranking at each section and finish
- .-.- No data available at this section
- NA No data available



Horse/Jockey Name	Sempreinte
Final Rank	10
Fastest Section Time (Section)	0:08.57 (Overall)
Top Speed [km/h] (Section)	68.1 (1200m)
Race State	Finished

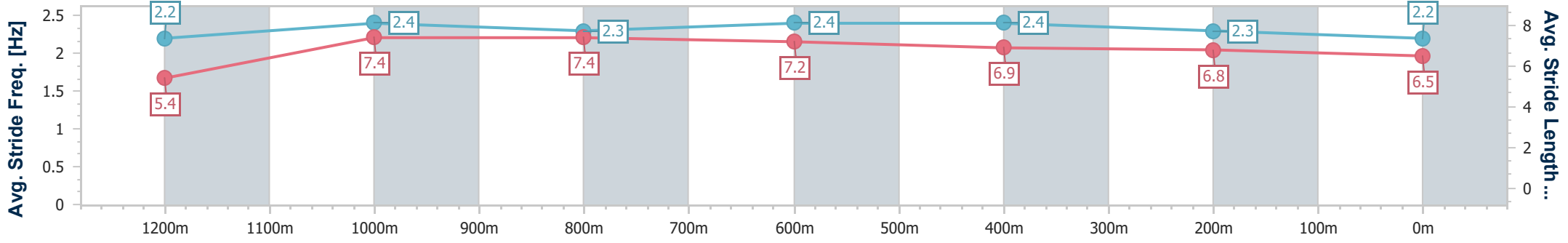
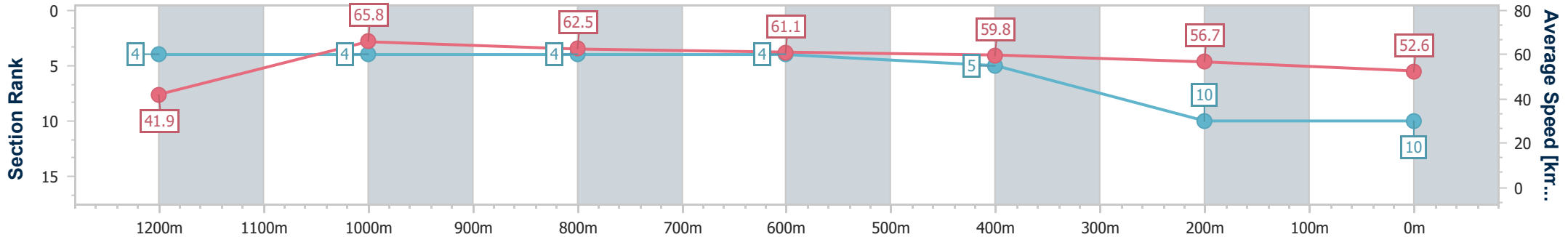


Toowoomba QLD Professional
 Race 2: HARVEY NORMAN COMMERCIAL TOOWOOMBA Class
 2 Handicap - 1300m
 13 May 2023 - 16:49



Track Rating: Good 4, Weather: Fine, Rail Position: +4m Entire

Section	Overall	1200m	1000m	800m	600m	400m	200m
Section Times	1:21.70 [10] (0:08.57)	1:13.13 [4] (0:10.97)	1:02.16 [4] (0:11.60)	0:50.56 [4] (0:11.90)	0:38.66 [4] (0:12.21)	0:26.45 [5] (0:12.77)	0:13.68 [10] (0:13.68)
Average Speed [km/h]	41.9	65.8	62.5	61.1	59.8	56.7	52.6
Top Speed [km/h]	63.8	68.1	65.1	62.7	62.0	58.7	54.9
Avg. Dist. to Rail [m]	6.5	3.9	1.9	3.2	2.7	2.3	1.5
Avg. Stride Freq. [Hz]	2.2	2.4	2.3	2.4	2.4	2.3	2.2
Avg. Stride Length [m]	5.4	7.4	7.4	7.2	6.9	6.8	6.5



- [] Ranking at each section and finish
- .-.- No data available at this section
- NA No data available