

Track Rating: Synthetic, Weather: Overcast, Rail Position: True

Section		Overall	1000m	800m	600m	400m	200m	Last 600m					
Field Times		1:01.17 (0:04.81)	0:56.36 (0:10.79)	0:45.57 (0:10.56)	0:35.01 (0:11.01)	0:24.00 (0:11.81)	0:12.19 (0:12.19)	0:35.01					
Rank	TAB Horse/Jockey	Barrier	Top Speed [km/h]	Fastest Section	Margin							Distance Travelled [m]	
1	6 TOW THE LINE Ryan Wiggins	5	69.5 1000m	0:05.19 Overall	1:01.17 [1] (0:05.19)	0:55.98 [8] (0:10.91)	0:45.07 [7] (0:10.79)	0:34.28 [7] (0:11.02)	0:23.26 [5] (0:11.47)	0:11.79 [5] (0:11.79)	1:01.17	0:34.28	
2	5 GOOD GIRL Bailey Wheeler	6	69.8 600m	0:04.91 Overall	1:01.42 [2] (0:04.91)	0:56.51 [4] (0:11.04)	0:45.47 [6] (0:10.81)	0:34.66 [5] (0:10.89)	0:23.77 [4] (0:11.56)	0:12.21 [4] (0:12.21)	1.3L	0:34.66	+2
3	3 WHISTLING SPIRIT Noel Callow	7	68.7 1000m	0:05.07 Overall	1:01.43 [3] (0:05.07)	0:56.36 [7] (0:11.14)	0:45.22 [8] (0:10.92)	0:34.30 [8] (0:11.00)	0:23.30 [8] (0:11.45)	0:11.85 [6] (0:11.85)	1.4L	0:34.30	+4
4	4 HOT AND STRONG Jai Williams	1	70.1 1000m	0:04.93 Overall	1:01.69 [4] (0:04.93)	0:56.76 [5] (0:10.67)	0:46.09 [1] (0:10.56)	0:35.53 [1] (0:11.01)	0:24.52 [1] (0:11.81)	0:12.71 [1] (0:12.71)	2.9L	0:35.53	-5
5	2 CANYOUFEELIT Jag Guthmann-Chester	4	69.7 1000m	0:04.89 Overall	1:01.93 [5] (0:04.89)	0:57.04 [2] (0:10.88)	0:46.16 [3] (0:10.74)	0:35.42 [2] (0:10.88)	0:24.54 [2] (0:11.69)	0:12.85 [2] (0:12.85)	4.2L	0:35.42	+1
6	1 SONGZILLA Tahlia Fenlon	3	69.9 1000m	0:04.81 Overall	1:01.96 [6] (0:04.81)	0:57.15 [1] (0:10.87)	0:46.28 [2] (0:10.84)	0:35.44 [3] (0:11.02)	0:24.42 [3] (0:11.61)	0:12.81 [3] (0:12.81)	4.3L	0:35.44	+0
7	8 ASHERLA Casey Waddell	2	68.3 1000m	0:04.91 Overall	1:02.12 [7] (0:04.91)	0:57.21 [3] (0:10.95)	0:46.26 [4] (0:10.89)	0:35.37 [4] (0:11.30)	0:24.07 [7] (0:11.71)	0:12.36 [7] (0:12.36)	5.1L	0:35.37	-1
8	7 STARBOOK Michael Cahill	8	69.6 1000m	0:04.98 Overall	1:03.40 [8] (0:04.98)	0:58.42 [6] (0:10.96)	0:47.46 [5] (0:10.88)	0:36.58 [6] (0:11.10)	0:25.48 [6] (0:12.15)	0:13.33 [8] (0:13.33)	12.6L	0:36.58	+3



Horse/Jockey Name	Tow The Line
Final Rank	1
Fastest Section Time (Section)	0:05.19 (Overall)
Top Speed [km/h] (Section)	69.5 (1000m)
Race State	Finished



Aquis Park Gold Coast Poly QLD Professional

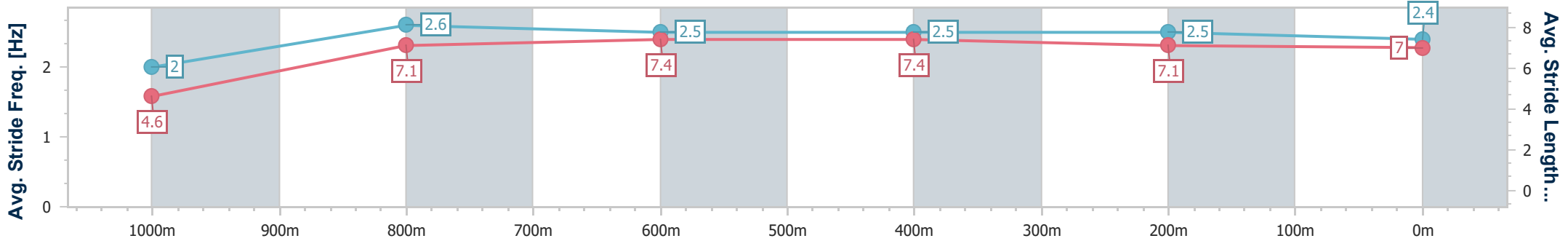
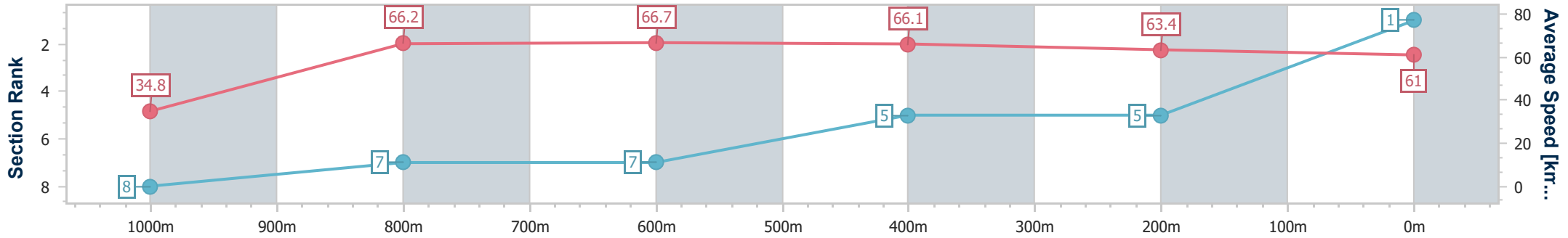
Race 2: MITEK RATINGS BAND 0 - 58 Handicap - 1050m

03 June 2023 - 13:09

Track Rating: Synthetic, Weather: Overcast, Rail Position: True



Section	Overall	1000m	800m	600m	400m	200m
Section Times	1:01.17 [1] (0:05.19)	0:55.98 [8] (0:10.91)	0:45.07 [7] (0:10.79)	0:34.28 [7] (0:11.02)	0:23.26 [5] (0:11.47)	0:11.79 [5] (0:11.79)
Average Speed [km/h]	34.8	66.2	66.7	66.1	63.4	61.0
Top Speed [km/h]	55.6	69.5	68.9	68.4	64.3	63.8
Avg. Dist. to Rail [m]	4.4	2.5	0.9	2.1	5.9	8.6
Avg. Stride Freq. [Hz]	2.0	2.6	2.5	2.5	2.5	2.4
Avg. Stride Length [m]	4.6	7.1	7.4	7.4	7.1	7.0



- [ ] Ranking at each section and finish
- .-.- No data available at this section
- NA No data available



Horse/Jockey Name	Good Girl
Final Rank	2
Fastest Section Time (Section)	0:04.91 (Overall)
Top Speed [km/h] (Section)	69.8 (600m)
Race State	Finished



Aquis Park Gold Coast Poly QLD Professional

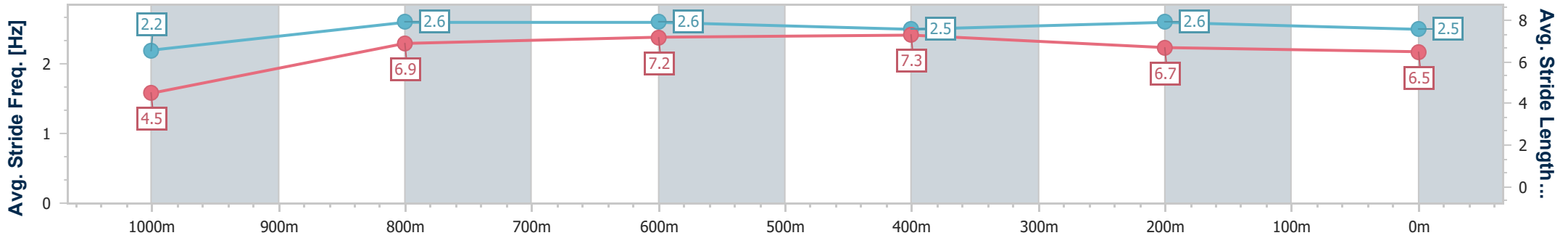
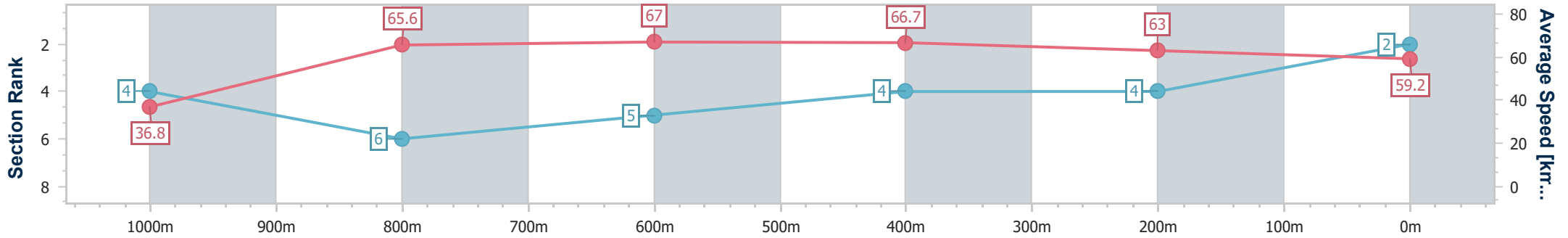
Race 2: MITEK RATINGS BAND 0 - 58 Handicap - 1050m

03 June 2023 - 13:09

Track Rating: Synthetic, Weather: Overcast, Rail Position: True



Section	Overall	1000m	800m	600m	400m	200m
Section Times	1:01.42 [2] (0:04.91)	0:56.51 [4] (0:11.04)	0:45.47 [6] (0:10.81)	0:34.66 [5] (0:10.89)	0:23.77 [4] (0:11.56)	0:12.21 [4]
Average Speed [km/h]	36.8	65.6	67.0	66.7	63.0	59.2
Top Speed [km/h]	57.1	68.8	69.0	69.8	65.5	63.5
Avg. Dist. to Rail [m]	4.2	2.7	1.3	1.8	6.7	7.0
Avg. Stride Freq. [Hz]	2.2	2.6	2.6	2.5	2.6	2.5
Avg. Stride Length [m]	4.5	6.9	7.2	7.3	6.7	6.5



- [ ] Ranking at each section and finish
- .-.- No data available at this section
- NA No data available



Horse/Jockey Name	Whistling Spirit
Final Rank	3
Fastest Section Time (Section)	0:05.07 (Overall)
Top Speed [km/h] (Section)	68.7 (1000m)
Race State	Finished



Aquis Park Gold Coast Poly QLD Professional

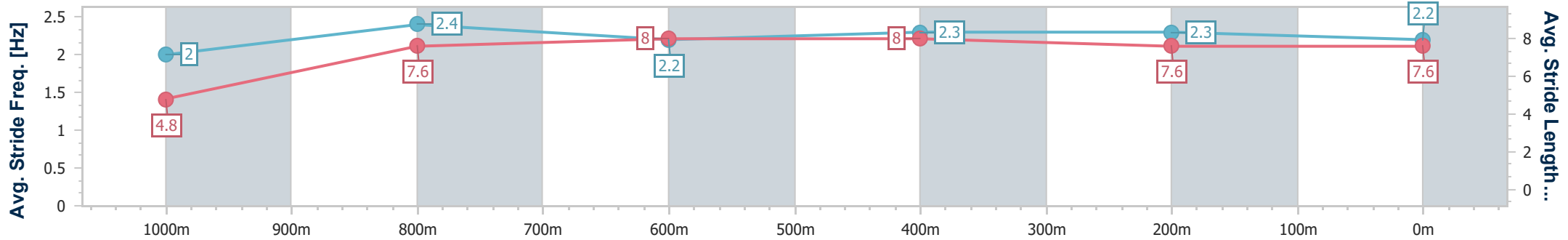
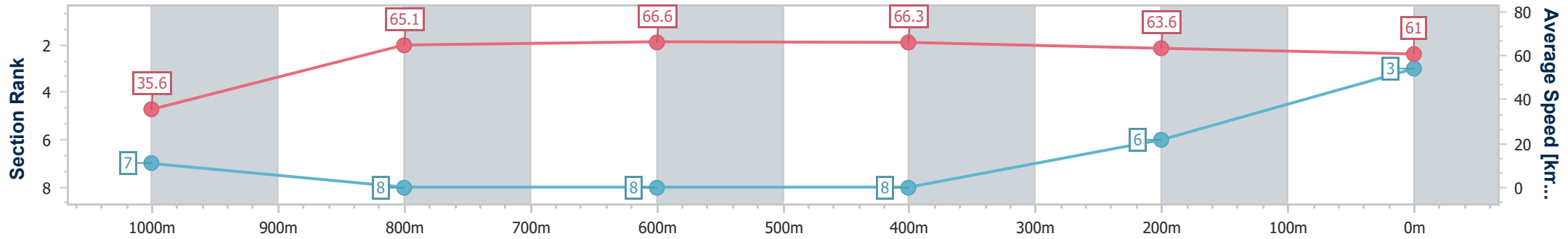
Race 2: MITEK RATINGS BAND 0 - 58 Handicap - 1050m

03 June 2023 - 13:09

Track Rating: Synthetic, Weather: Overcast, Rail Position: True



Section	Overall	1000m	800m	600m	400m	200m
Section Times	1:01.43 [3] (0:05.07)	0:56.36 [7] (0:11.14)	0:45.22 [8] (0:10.92)	0:34.30 [8] (0:11.00)	0:23.30 [8] (0:11.45)	0:11.85 [6]
Average Speed [km/h]	35.6	65.1	66.6	66.3	63.6	61.0
Top Speed [km/h]	55.2	68.7	68.1	68.4	64.8	62.9
Avg. Dist. to Rail [m]	7.4	3.6	2.2	2.8	6.9	9.0
Avg. Stride Freq. [Hz]	2.0	2.4	2.2	2.3	2.3	2.2
Avg. Stride Length [m]	4.8	7.6	8.0	8.0	7.6	7.6



- [ ] Ranking at each section and finish
- .-.- No data available at this section
- NA No data available



Horse/Jockey Name	Hot And Strong
Final Rank	4
Fastest Section Time (Section)	0:04.93 (Overall)
Top Speed [km/h] (Section)	70.1 (1000m)
Race State	Finished



Aquis Park Gold Coast Poly QLD Professional

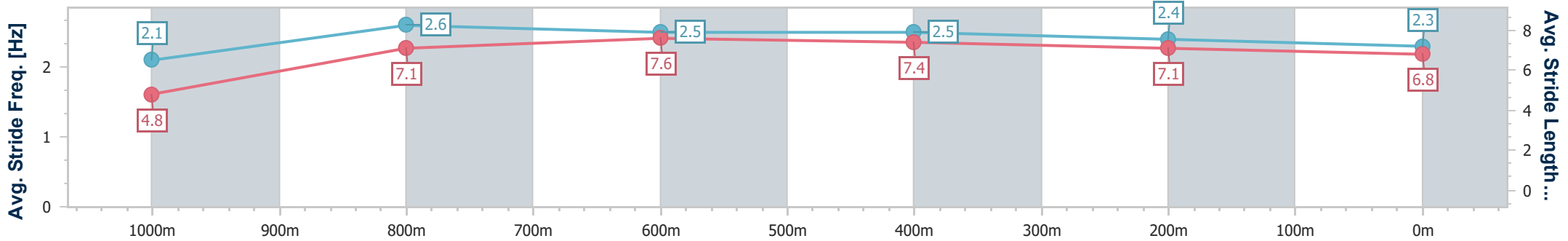
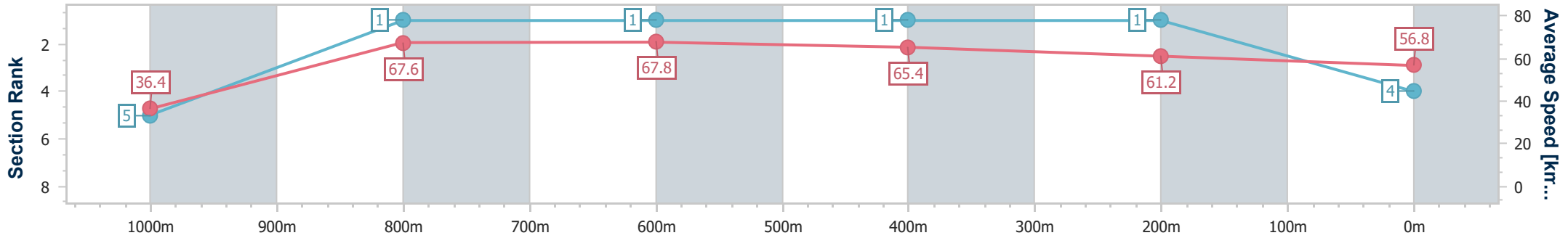
Race 2: MITEK RATINGS BAND 0 - 58 Handicap - 1050m

03 June 2023 - 13:09

Track Rating: Synthetic, Weather: Overcast, Rail Position: True



Section	Overall	1000m	800m	600m	400m	200m
Section Times	1:01.69 [4] (0:04.93)	0:56.76 [5] (0:10.67)	0:46.09 [1] (0:10.56)	0:35.53 [1] (0:11.01)	0:24.52 [1] (0:11.81)	0:12.71 [1] (0:12.71)
Average Speed [km/h]	36.4	67.6	67.8	65.4	61.2	56.8
Top Speed [km/h]	58.1	70.1	68.2	68.4	63.6	59.9
Avg. Dist. to Rail [m]	0.6	0.2	0.9	0.4	1.9	2.5
Avg. Stride Freq. [Hz]	2.1	2.6	2.5	2.5	2.4	2.3
Avg. Stride Length [m]	4.8	7.1	7.6	7.4	7.1	6.8



- [ ] Ranking at each section and finish
- .-.- No data available at this section
- NA No data available



Horse/Jockey Name	Canyoufeelit
Final Rank	5
Fastest Section Time (Section)	0:04.89 (Overall)
Top Speed [km/h] (Section)	69.7 (1000m)
Race State	Finished



Aquis Park Gold Coast Poly QLD Professional

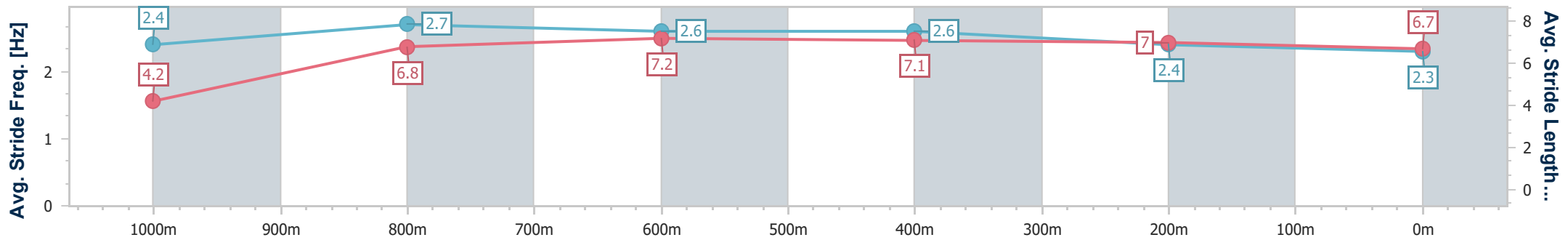
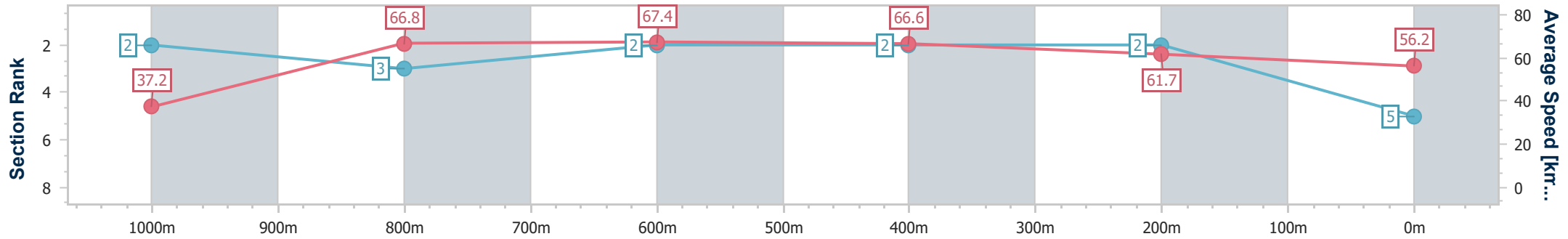
Race 2: MITEK RATINGS BAND 0 - 58 Handicap - 1050m

03 June 2023 - 13:09

Track Rating: Synthetic, Weather: Overcast, Rail Position: True



Section	Overall	1000m	800m	600m	400m	200m
Section Times	1:01.93 [5] (0:04.89)	0:57.04 [2] (0:10.88)	0:46.16 [3] (0:10.74)	0:35.42 [2] (0:10.88)	0:24.54 [2] (0:11.69)	0:12.85 [2] (0:12.85)
Average Speed [km/h]	37.2	66.8	67.4	66.6	61.7	56.2
Top Speed [km/h]	57.3	69.7	68.8	69.2	64.1	60.5
Avg. Dist. to Rail [m]	4.5	3.7	1.4	1.2	2.2	4.2
Avg. Stride Freq. [Hz]	2.4	2.7	2.6	2.6	2.4	2.3
Avg. Stride Length [m]	4.2	6.8	7.2	7.1	7.0	6.7



- [ ] Ranking at each section and finish
- .-.- No data available at this section
- NA No data available



Horse/Jockey Name	Songzilla
Final Rank	6
Fastest Section Time (Section)	0:04.81 (Overall)
Top Speed [km/h] (Section)	69.9 (1000m)
Race State	Finished



Aquis Park Gold Coast Poly QLD Professional

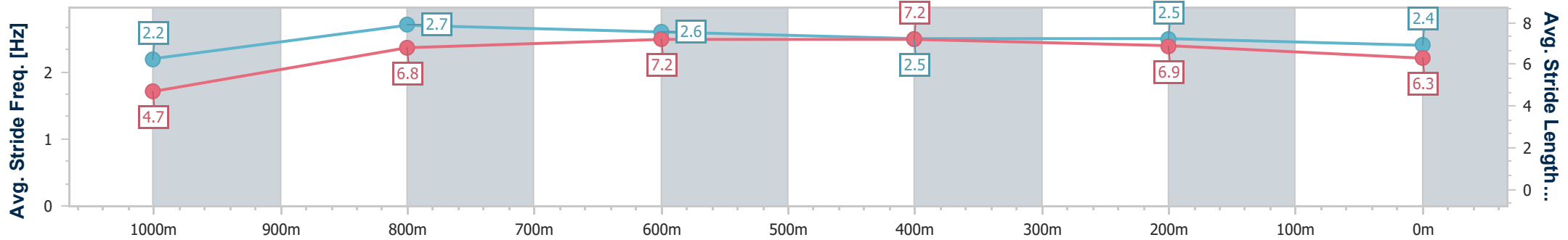
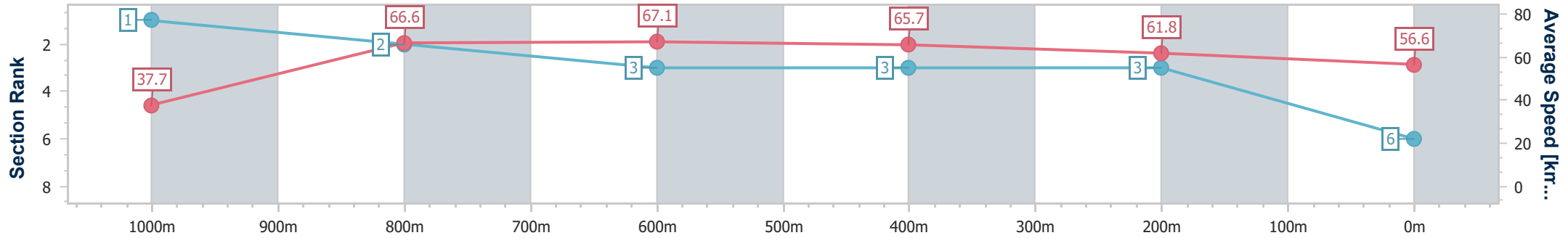
Race 2: MITEK RATINGS BAND 0 - 58 Handicap - 1050m

03 June 2023 - 13:09

Track Rating: Synthetic, Weather: Overcast, Rail Position: True



Section	Overall	1000m	800m	600m	400m	200m
Section Times	1:01.96 [6] (0:04.81)	0:57.15 [1] (0:10.87)	0:46.28 [2] (0:10.84)	0:35.44 [3] (0:11.02)	0:24.42 [3] (0:11.61)	0:12.81 [3] (0:12.81)
Average Speed [km/h]	37.7	66.6	67.1	65.7	61.8	56.6
Top Speed [km/h]	57.2	69.9	68.9	69.1	63.5	61.8
Avg. Dist. to Rail [m]	3.7	2.8	1.9	1.5	1.0	0.8
Avg. Stride Freq. [Hz]	2.2	2.7	2.6	2.5	2.5	2.4
Avg. Stride Length [m]	4.7	6.8	7.2	7.2	6.9	6.3



- [ ] Ranking at each section and finish
- .-.- No data available at this section
- NA No data available



Horse/Jockey Name	Asherla
Final Rank	7
Fastest Section Time (Section)	0:04.91 (Overall)
Top Speed [km/h] (Section)	68.3 (1000m)
Race State	Finished



Aquis Park Gold Coast Poly QLD Professional

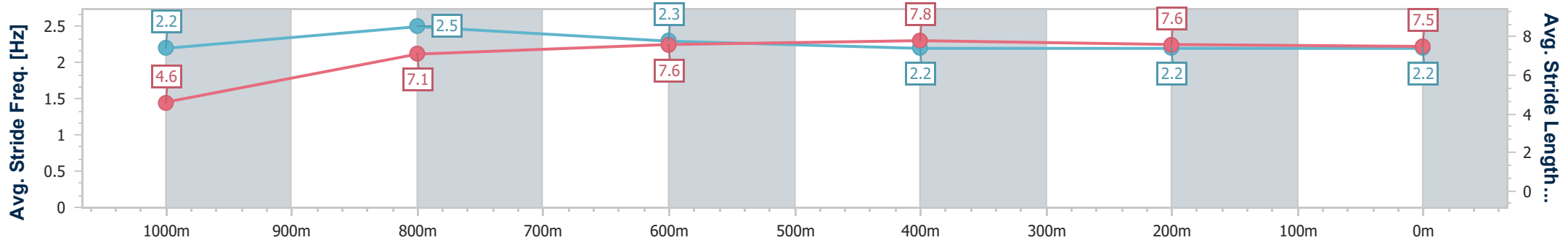
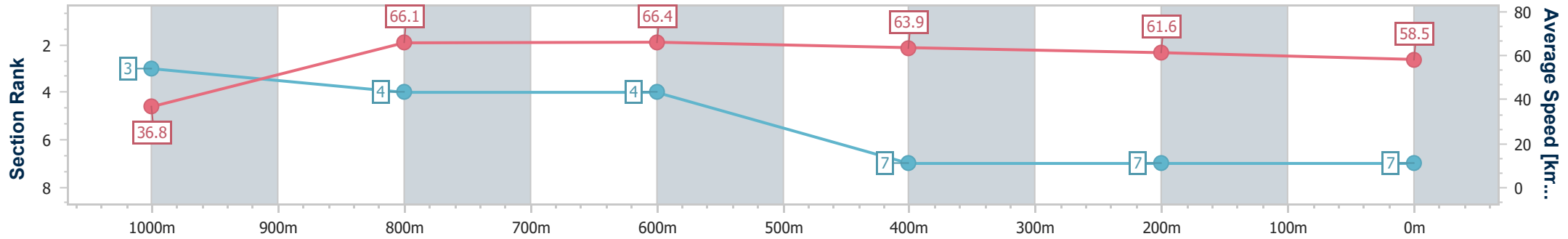
Race 2: MITEK RATINGS BAND 0 - 58 Handicap - 1050m

03 June 2023 - 13:09

Track Rating: Synthetic, Weather: Overcast, Rail Position: True



Section	Overall	1000m	800m	600m	400m	200m
Section Times	1:02.12 [7] (0:04.91)	0:57.21 [3] (0:10.95)	0:46.26 [4] (0:10.89)	0:35.37 [4] (0:11.30)	0:24.07 [7] (0:11.71)	0:12.36 [7] (0:12.36)
Average Speed [km/h]	36.8	66.1	66.4	63.9	61.6	58.5
Top Speed [km/h]	56.6	68.3	67.7	66.1	62.3	60.7
Avg. Dist. to Rail [m]	2.6	1.7	1.0	1.0	2.3	5.3
Avg. Stride Freq. [Hz]	2.2	2.5	2.3	2.2	2.2	2.2
Avg. Stride Length [m]	4.6	7.1	7.6	7.8	7.6	7.5



- [ ] Ranking at each section and finish
- .-.- No data available at this section
- NA No data available





Horse/Jockey Name	Starbook
Final Rank	8
Fastest Section Time (Section)	0:04.98 (Overall)
Top Speed [km/h] (Section)	69.6 (1000m)
Race State	Finished



Aquis Park Gold Coast Poly QLD Professional

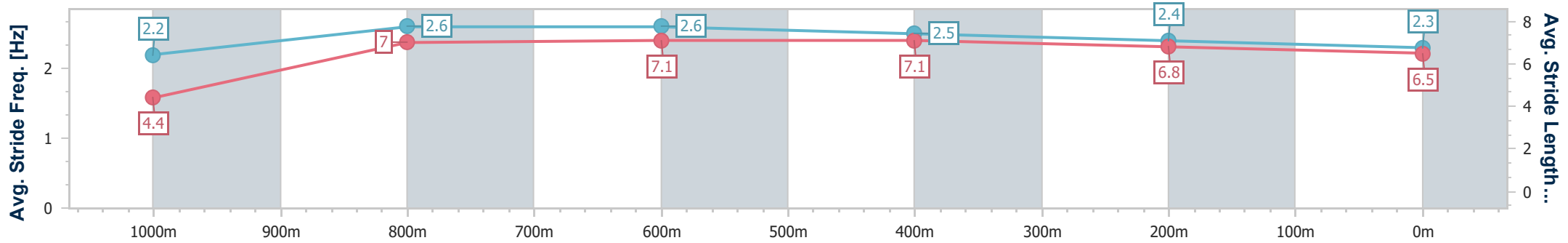
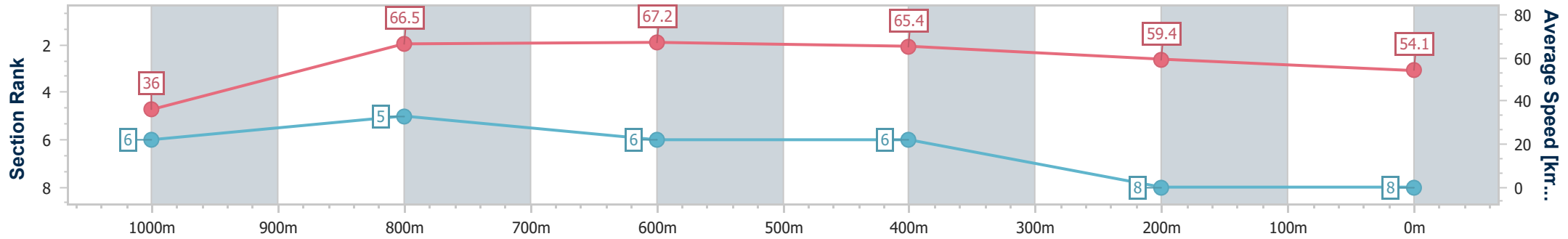
Race 2: MITEK RATINGS BAND 0 - 58 Handicap - 1050m

03 June 2023 - 13:09

Track Rating: Synthetic, Weather: Overcast, Rail Position: True



Section	Overall	1000m	800m	600m	400m	200m
Section Times	1:03.40 [8] (0:04.98)	0:58.42 [6] (0:10.96)	0:47.46 [5] (0:10.88)	0:36.58 [6] (0:11.10)	0:25.48 [6] (0:12.15)	0:13.33 [8] (0:13.33)
Average Speed [km/h]	36.0	66.5	67.2	65.4	59.4	54.1
Top Speed [km/h]	58.5	69.6	69.0	69.3	62.0	57.1
Avg. Dist. to Rail [m]	8.4	5.4	2.7	1.9	3.0	3.9
Avg. Stride Freq. [Hz]	2.2	2.6	2.6	2.5	2.4	2.3
Avg. Stride Length [m]	4.4	7.0	7.1	7.1	6.8	6.5



- [ ] Ranking at each section and finish
- .-.- No data available at this section
- NA No data available