

Track Rating: Synthetic, Weather: Overcast, Rail Position: True

Section													Overall	1400m	1200m	1000m	800m	600m	400m	Last 600m
Field Times													1:35.03 (0:10.26)	1:24.77 (0:11.51)	1:13.26 (0:11.88)	1:01.38 (0:11.73)	0:49.65 (0:11.66)	0:37.99 (0:12.00)	0:25.99 (0:12.66)	0:37.99
Rank	TAB	Horse/Jockey	Barrier	Top Speed [km/h]	Fastest Section													Distance Travelled [m]		
1	9	TORQUE ESPAGNA Montana Philpot	9	63.9 800m	0:10.50 Overall	1:35.03 [1] (0:10.50)	1:24.53 [3] (0:11.93)	1:12.60 [5] (0:11.72)	1:00.88 [4] (0:12.21)	0:48.67 [5] (0:11.82)	0:36.85 [5] (0:12.03)	0:24.82 [4] (0:12.14)	0:36.85							
2	1	ORBIT Noel Callow	8	64.0 1400m	0:10.33 Overall	1:35.11 [2] (0:10.33)	1:24.78 [2] (0:11.59)	1:13.19 [2] (0:11.91)	1:01.28 [2] (0:12.19)	0:49.09 [2] (0:11.76)	0:37.33 [2] (0:11.86)	0:25.47 [2] (0:12.50)	0:37.33	-8						
3	2	BOSTON OF TUFFY Jag Guthmann-Chester	2	62.6 800m	0:10.63 Overall	1:35.22 [3] (0:10.63)	1:24.59 [7] (0:11.88)	1:12.71 [6] (0:11.77)	1:00.94 [7] (0:12.14)	0:48.80 [6] (0:11.86)	0:36.94 [7] (0:12.18)	0:24.76 [9] (0:12.24)	0:36.94	-12						
4	6	KURABENII Tahlia Fenlon	6	64.4 Overall	0:10.26 Overall	1:35.29 [4] (0:10.26)	1:25.03 [1] (0:11.51)	1:13.52 [1] (0:11.88)	1:01.64 [1] (0:11.73)	0:49.91 [1] (0:11.66)	0:38.25 [1] (0:12.00)	0:26.25 [1] (0:12.66)	0:38.25	-15						
5	8	PATTI WAGGIN Jai Williams	4	63.2 800m	0:11.08 Overall	1:35.34 [5] (0:11.08)	1:24.26 [9] (0:11.70)	1:12.56 [8] (0:11.76)	1:00.80 [9] (0:12.13)	0:48.67 [9] (0:11.74)	0:36.93 [8] (0:11.93)	0:25.00 [7] (0:12.38)	0:36.93	-12						
6	3	ITALIAN AWARD Michael Cahill	5	63.1 600m	0:10.63 Overall	1:35.59 [6] (0:10.63)	1:24.96 [6] (0:11.93)	1:13.03 [7] (0:11.71)	1:01.32 [6] (0:12.18)	0:49.14 [7] (0:11.79)	0:37.35 [6] (0:11.97)	0:25.38 [5] (0:12.44)	0:37.35	-4						
7	4	PAINFUL Karl Zechner	7	65.0 600m	0:10.77 Overall	1:35.71 [7] (0:10.77)	1:24.94 [8] (0:12.05)	1:12.89 [9] (0:11.65)	1:01.24 [8] (0:12.11)	0:49.13 [8] (0:11.86)	0:37.27 [9] (0:11.83)	0:25.44 [6] (0:12.46)	0:37.27	-2						
8	5	BRYDELICIOUS Cecily Eaton	3	64.9 1400m	0:10.55 Overall	1:36.66 [8] (0:10.55)	1:26.11 [4] (0:11.58)	1:14.53 [4] (0:11.92)	1:02.61 [3] (0:12.12)	0:50.49 [3] (0:11.82)	0:38.67 [3] (0:12.08)	0:26.59 [3] (0:12.67)	0:38.67	-8						
9	7	MY LAWLESS LADY Bailey Wheeler	1	64.7 1400m	0:10.55 Overall	1:38.20 [9] (0:10.55)	1:27.65 [5] (0:11.58)	1:16.07 [3] (0:12.02)	1:04.05 [5] (0:12.17)	0:51.88 [4] (0:11.82)	0:40.06 [4] (0:12.20)	0:27.86 [8] (0:13.23)	0:40.06	-15						



Aquis Park Gold Coast Poly QLD Professional

Race 4: HYNE TIMBER Maiden Handicap - 1540m

03 June 2023 - 14:19



Track Rating: Synthetic, Weather: Overcast, Rail Position: True

Section							200m			Last 600m
Field Times							0:13.33			0:37.99
							(0:13.33)			
Rank	TAB	Horse/Jockey	Barrier	Top Speed [km/h]	Fastest Section	Margin			Distance Travelled [m]	
1	9	TORQUE ESPAGNA Montana Philpot	9	63.9 800m	0:10.50 Overall	0:12.68 [3] (0:12.68)	1:35.03		0:36.85	
2	1	ORBIT Noel Callow	8	64.0 1400m	0:10.33 Overall	0:12.97 [2] (0:12.97)	0.5L		0:37.33 -8	
3	2	BOSTON OF TUFFY Jag Guthmann-Chester	2	62.6 800m	0:10.63 Overall	0:12.52 [5] (0:12.52)	1L		0:36.94 -12	
4	6	KURABENII Tahlia Fenlon	6	64.4 Overall	0:10.26 Overall	0:13.59 [1] (0:13.59)	1.3L		0:38.25 -15	
5	8	PATTI WAGGIN Jai Williams	4	63.2 800m	0:11.08 Overall	0:12.62 [6] (0:12.62)	1.5L		0:36.93 -12	
6	3	ITALIAN AWARD Michael Cahill	5	63.1 600m	0:10.63 Overall	0:12.94 [4] (0:12.94)	2.8L		0:37.35 -4	
7	4	PAINFUL Karl Zechner	7	65.0 600m	0:10.77 Overall	0:12.98 [7] (0:12.98)	3.3L		0:37.27 -2	
8	5	BRYDELICIOUS Cecily Eaton	3	64.9 1400m	0:10.55 Overall	0:13.92 [8] (0:13.92)	8.8L		0:38.67 -8	
9	7	MY LAWLESS LADY Bailey Wheeler	1	64.7 1400m	0:10.55 Overall	0:14.63 [9] (0:14.63)	17.8L		0:40.06 -15	



Horse/Jockey Name	Torque Espagna
Final Rank	1
Fastest Section Time (Section)	0:10.50 (Overall)
Top Speed [km/h] (Section)	63.9 (800m)
Race State	Finished



Aquis Park Gold Coast Poly QLD Professional

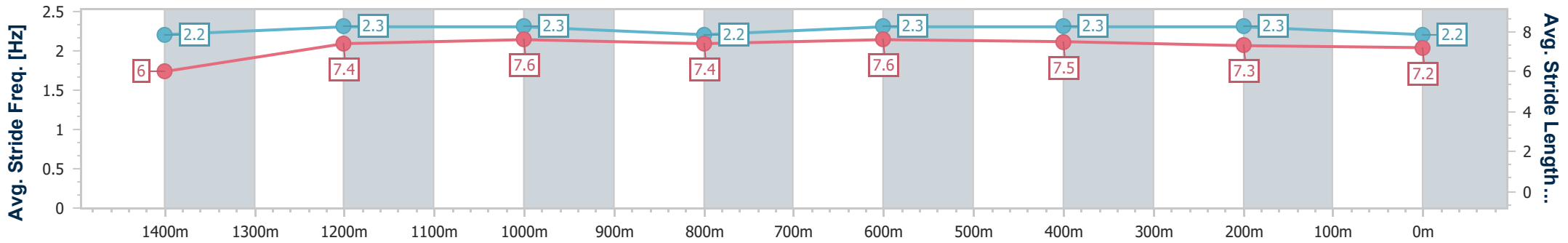
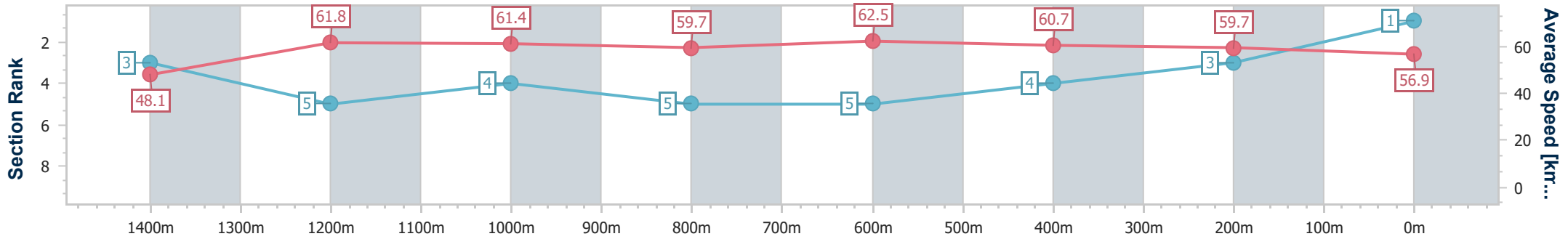
Race 4: HYNE TIMBER Maiden Handicap - 1540m

03 June 2023 - 14:19

Track Rating: Synthetic, Weather: Overcast, Rail Position: True



Section	Overall	1400m	1200m	1000m	800m	600m	400m	200m
Section Times	1:35.03 [1] (0:10.50)	1:24.53 [3] (0:11.93)	1:12.60 [5] (0:11.72)	1:00.88 [4] (0:12.21)	0:48.67 [5] (0:11.82)	0:36.85 [5] (0:12.03)	0:24.82 [4] (0:12.14)	0:12.68 [3] (0:12.68)
Average Speed [km/h]	48.1	61.8	61.4	59.7	62.5	60.7	59.7	56.9
Top Speed [km/h]	60.1	62.7	63.8	60.6	63.9	63.0	60.6	58.6
Avg. Dist. to Rail [m]	8.3	3.2	3.7	3.7	4.6	3.2	4.6	6.5
Avg. Stride Freq. [Hz]	2.2	2.3	2.3	2.2	2.3	2.3	2.3	2.2
Avg. Stride Length [m]	6.0	7.4	7.6	7.4	7.6	7.5	7.3	7.2



- [] Ranking at each section and finish
- .-.- No data available at this section
- NA No data available



Horse/Jockey Name	Orbit
Final Rank	2
Fastest Section Time (Section)	0:10.33 (Overall)
Top Speed [km/h] (Section)	64.0 (1400m)
Race State	Finished



Aquis Park Gold Coast Poly QLD Professional

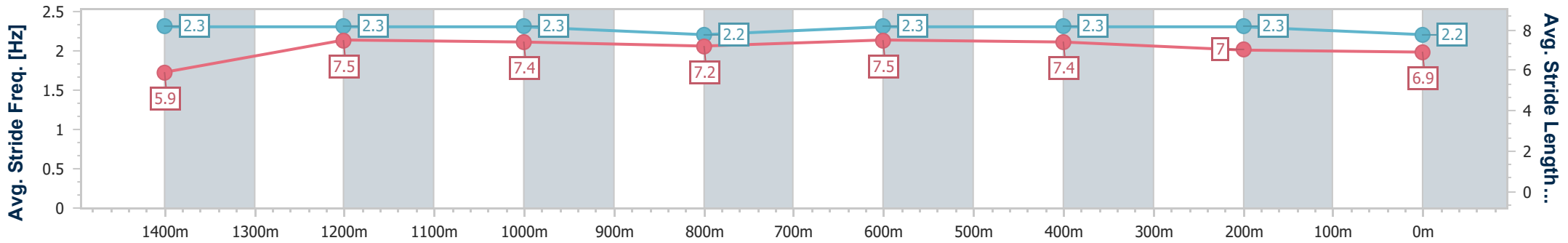
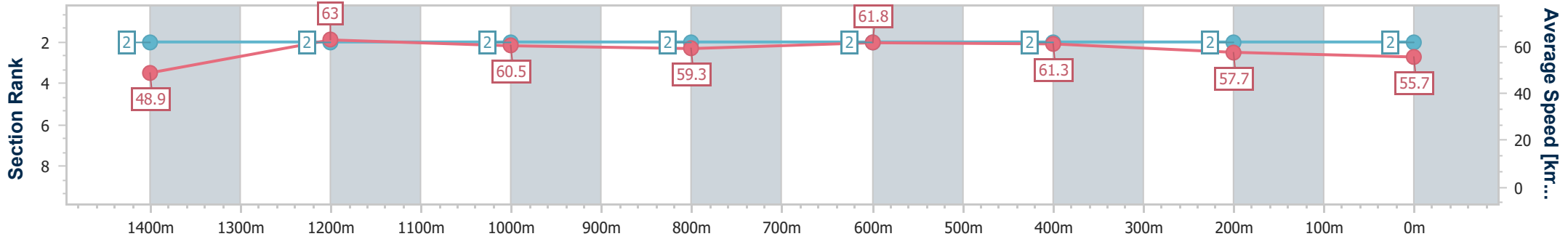
Race 4: HYNE TIMBER Maiden Handicap - 1540m



03 June 2023 - 14:19

Track Rating: Synthetic, Weather: Overcast, Rail Position: True

Section	Overall	1400m	1200m	1000m	800m	600m	400m	200m
Section Times	1:35.11 [2] (0:10.33)	1:24.78 [2] (0:11.59)	1:13.19 [2] (0:11.91)	1:01.28 [2] (0:12.19)	0:49.09 [2] (0:11.76)	0:37.33 [2] (0:11.86)	0:25.47 [2] (0:12.50)	0:12.97 [2] (0:12.97)
Average Speed [km/h]	48.9	63.0	60.5	59.3	61.8	61.3	57.7	55.7
Top Speed [km/h]	63.3	64.0	62.7	60.7	63.2	63.3	59.2	56.7
Avg. Dist. to Rail [m]	7.5	1.8	1.3	1.4	1.9	2.2	2.0	4.9
Avg. Stride Freq. [Hz]	2.3	2.3	2.3	2.2	2.3	2.3	2.3	2.2
Avg. Stride Length [m]	5.9	7.5	7.4	7.2	7.5	7.4	7.0	6.9



- [] Ranking at each section and finish
- .-.- No data available at this section
- NA No data available



Horse/Jockey Name	Boston Of Tuffy
Final Rank	3
Fastest Section Time (Section)	0:10.63 (Overall)
Top Speed [km/h] (Section)	62.6 (800m)
Race State	Finished



Aquis Park Gold Coast Poly QLD Professional

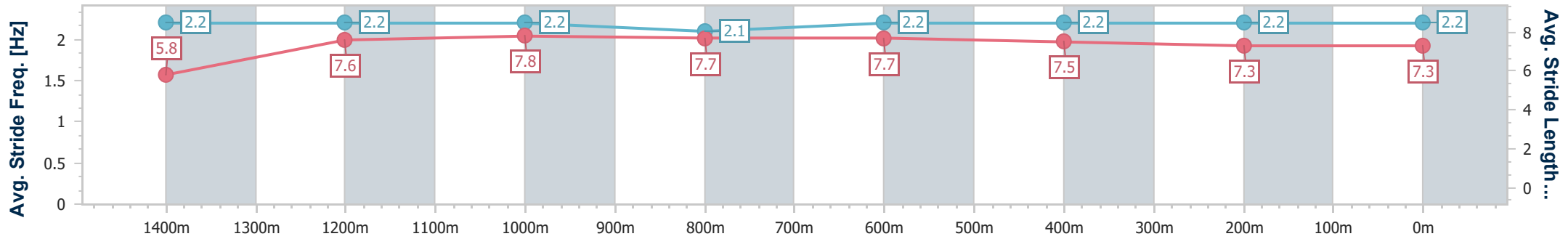
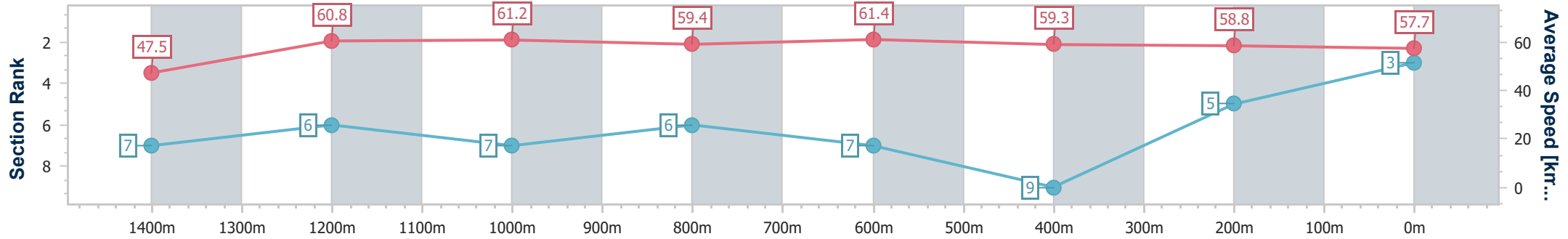
Race 4: HYNE TIMBER Maiden Handicap - 1540m

03 June 2023 - 14:19

Track Rating: Synthetic, Weather: Overcast, Rail Position: True



Section	Overall	1400m	1200m	1000m	800m	600m	400m	200m
Section Times	1:35.22 [3] (0:10.63)	1:24.59 [7] (0:11.88)	1:12.71 [6] (0:11.77)	1:00.94 [7] (0:12.14)	0:48.80 [6] (0:11.86)	0:36.94 [7] (0:12.18)	0:24.76 [9] (0:12.24)	0:12.52 [5]
Average Speed [km/h]	47.5	60.8	61.2	59.4	61.4	59.3	58.8	57.7
Top Speed [km/h]	60.9	62.0	62.3	60.2	62.6	61.4	59.5	58.9
Avg. Dist. to Rail [m]	2.8	0.5	1.0	1.0	2.0	0.7	1.1	1.6
Avg. Stride Freq. [Hz]	2.2	2.2	2.2	2.1	2.2	2.2	2.2	2.2
Avg. Stride Length [m]	5.8	7.6	7.8	7.7	7.7	7.5	7.3	7.3



- [] Ranking at each section and finish
- .-.- No data available at this section
- NA No data available



Horse/Jockey Name	Kurabenii
Final Rank	4
Fastest Section Time (Section)	0:10.26 (Overall)
Top Speed [km/h] (Section)	64.4 (Overall)
Race State	Finished



Aquis Park Gold Coast Poly QLD Professional

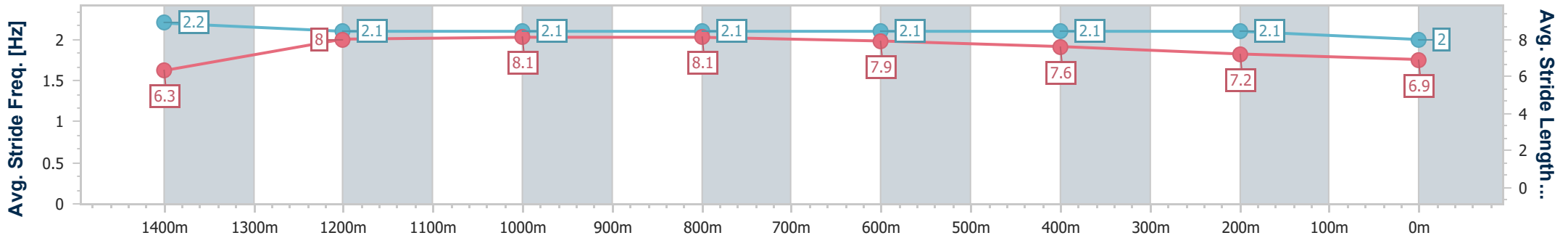
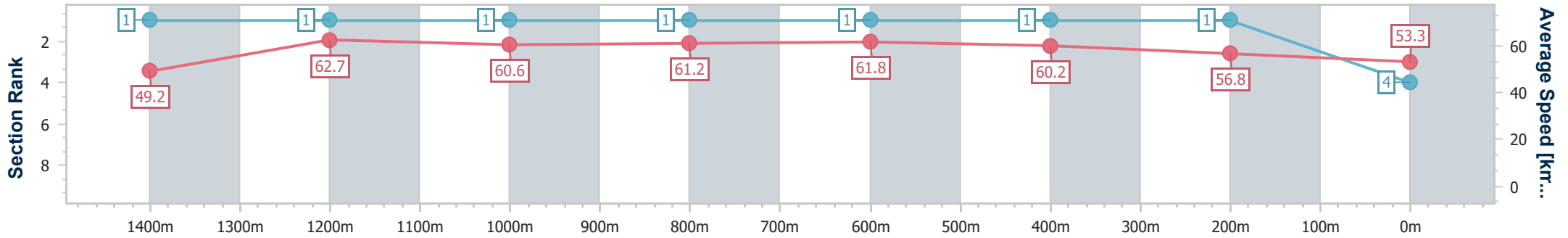
Race 4: HYNE TIMBER Maiden Handicap - 1540m



03 June 2023 - 14:19

Track Rating: Synthetic, Weather: Overcast, Rail Position: True

Section	Overall	1400m	1200m	1000m	800m	600m	400m	200m
Section Times	1:35.29 [4] (0:10.26)	1:25.03 [1] (0:11.51)	1:13.52 [1] (0:11.88)	1:01.64 [1] (0:11.73)	0:49.91 [1] (0:11.66)	0:38.25 [1] (0:12.00)	0:26.25 [1] (0:12.66)	0:13.59 [1] (0:13.59)
Average Speed [km/h]	49.2	62.7	60.6	61.2	61.8	60.2	56.8	53.3
Top Speed [km/h]	64.4	64.4	61.7	62.1	62.4	62.3	58.5	54.7
Avg. Dist. to Rail [m]	6.5	0.4	0.2	0.1	0.3	0.5	0.4	0.8
Avg. Stride Freq. [Hz]	2.2	2.1	2.1	2.1	2.1	2.1	2.1	2.0
Avg. Stride Length [m]	6.3	8.0	8.1	8.1	7.9	7.6	7.2	6.9



- [] Ranking at each section and finish
- .-.- No data available at this section
- NA No data available



Horse/Jockey Name	Patti Waggin
Final Rank	5
Fastest Section Time (Section)	0:11.08 (Overall)
Top Speed [km/h] (Section)	63.2 (800m)
Race State	Finished



Aquis Park Gold Coast Poly QLD Professional

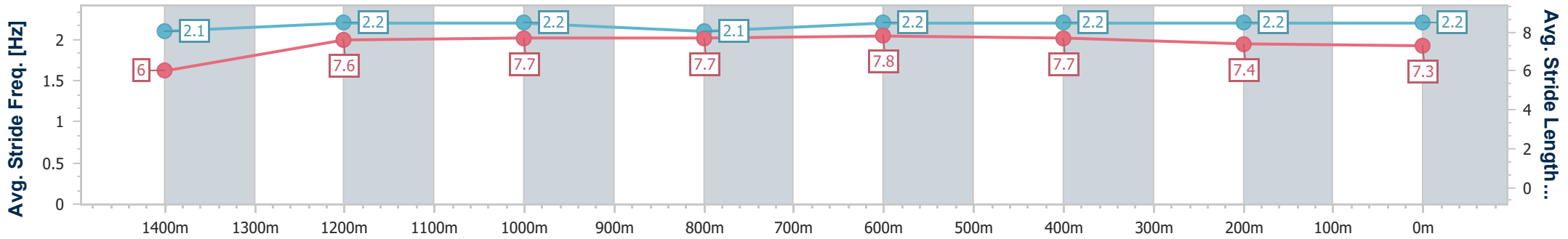
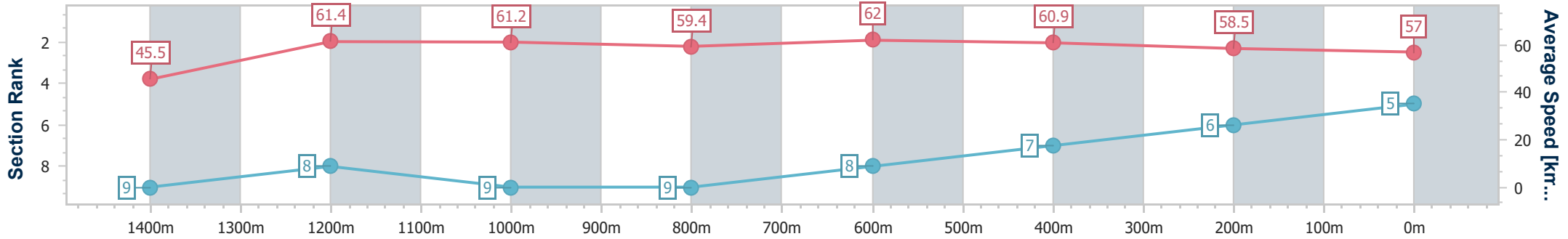
Race 4: HYNE TIMBER Maiden Handicap - 1540m



03 June 2023 - 14:19

Track Rating: Synthetic, Weather: Overcast, Rail Position: True

Section	Overall	1400m	1200m	1000m	800m	600m	400m	200m						
Section Times	1:35.34 [5] (0:11.08)	1:24.26 [9] (0:11.70)	1:12.56 [8] (0:11.76)	1:00.80 [9] (0:12.13)	0:48.67 [9] (0:11.74)	0:36.93 [8] (0:11.93)	0:25.00 [7] (0:12.38)	0:12.62 [6] (0:12.62)						
Average Speed [km/h]	45.5	61.4	61.2	59.4	62.0	60.9	58.5	57.0						
Top Speed [km/h]	62.6	62.3	61.9	61.1	63.2	62.4	59.3	58.6						
Avg. Dist. to Rail [m]	2.6	0.3	0.6	0.7	1.9	2.1	2.6	3.7						
Avg. Stride Freq. [Hz]	2.1	2.2	2.2	2.1	2.2	2.2	2.2	2.2						
Avg. Stride Length [m]	6.0	7.6	7.7	7.7	7.8	7.7	7.4	7.3						



- [] Ranking at each section and finish
- .-.- No data available at this section
- NA No data available



Horse/Jockey Name	Italian Award
Final Rank	6
Fastest Section Time (Section)	0:10.63 (Overall)
Top Speed [km/h] (Section)	63.1 (600m)
Race State	Finished



Aquis Park Gold Coast Poly QLD Professional

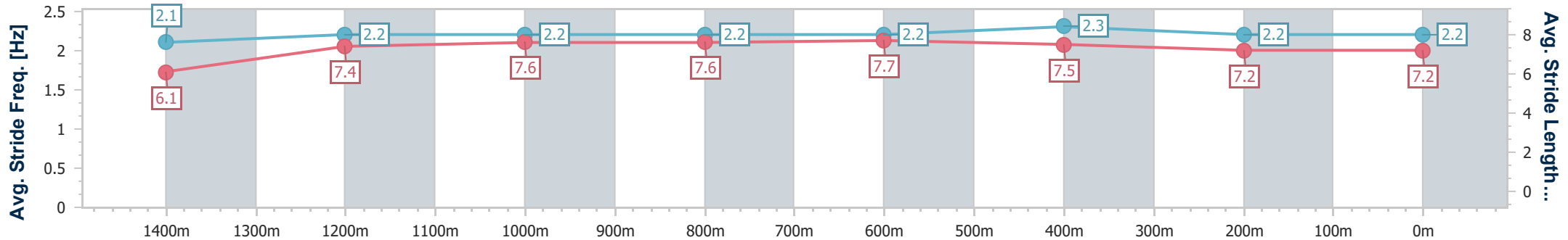
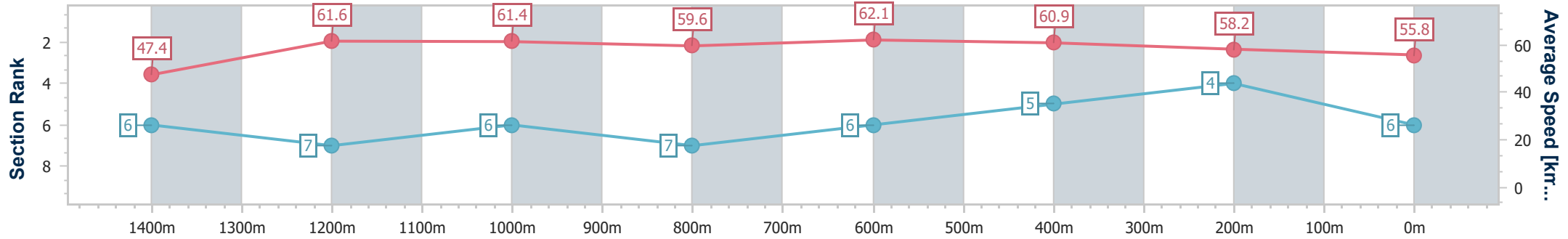
Race 4: HYNE TIMBER Maiden Handicap - 1540m

03 June 2023 - 14:19

Track Rating: Synthetic, Weather: Overcast, Rail Position: True



Section	Overall	1400m	1200m	1000m	800m	600m	400m	200m
Section Times	1:35.59 [6] (0:10.63)	1:24.96 [6] (0:11.93)	1:13.03 [7] (0:11.71)	1:01.32 [6] (0:12.18)	0:49.14 [7] (0:11.79)	0:37.35 [6] (0:11.97)	0:25.38 [5] (0:12.44)	0:12.94 [4] (0:12.94)
Average Speed [km/h]	47.4	61.6	61.4	59.6	62.1	60.9	58.2	55.8
Top Speed [km/h]	61.3	62.8	62.3	60.9	63.1	63.1	58.9	57.4
Avg. Dist. to Rail [m]	5.0	2.6	3.2	3.1	2.9	2.5	3.8	7.0
Avg. Stride Freq. [Hz]	2.1	2.2	2.2	2.2	2.2	2.3	2.2	2.2
Avg. Stride Length [m]	6.1	7.4	7.6	7.6	7.7	7.5	7.2	7.2



- [] Ranking at each section and finish
- .-.- No data available at this section
- NA No data available



Horse/Jockey Name	Painful
Final Rank	7
Fastest Section Time (Section)	0:10.77 (Overall)
Top Speed [km/h] (Section)	65.0 (600m)
Race State	Finished



Aquis Park Gold Coast Poly QLD Professional

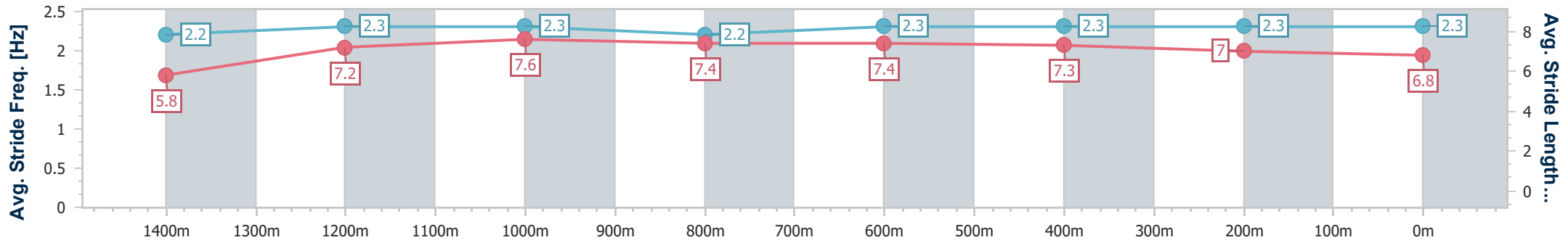
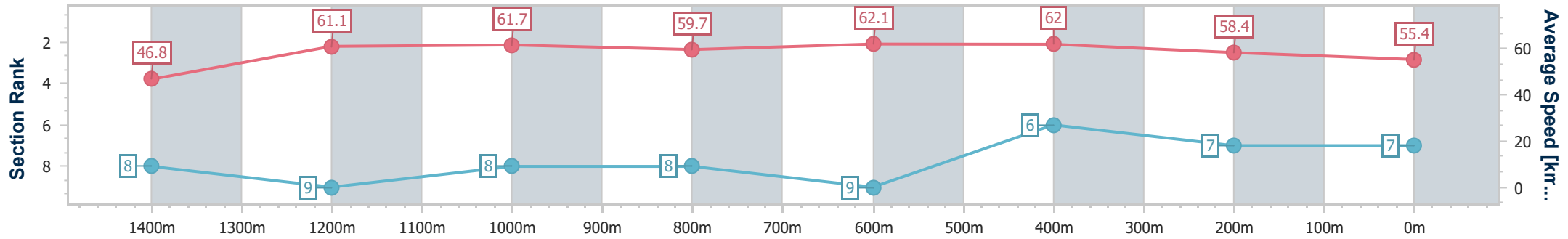
Race 4: HYNE TIMBER Maiden Handicap - 1540m

03 June 2023 - 14:19

Track Rating: Synthetic, Weather: Overcast, Rail Position: True



Section	Overall	1400m	1200m	1000m	800m	600m	400m	200m
Section Times	1:35.71 [7] (0:10.77)	1:24.94 [8] (0:12.05)	1:12.89 [9] (0:11.65)	1:01.24 [8] (0:12.11)	0:49.13 [8] (0:11.86)	0:37.27 [9] (0:11.83)	0:25.44 [6] (0:12.46)	0:12.98 [7] (0:12.98)
Average Speed [km/h]	46.8	61.1	61.7	59.7	62.1	62.0	58.4	55.4
Top Speed [km/h]	58.7	63.4	62.8	60.3	64.7	65.0	59.5	57.4
Avg. Dist. to Rail [m]	6.9	2.7	2.9	1.7	3.9	4.2	5.3	8.2
Avg. Stride Freq. [Hz]	2.2	2.3	2.3	2.2	2.3	2.3	2.3	2.3
Avg. Stride Length [m]	5.8	7.2	7.6	7.4	7.4	7.3	7.0	6.8



- [] Ranking at each section and finish
- .-.- No data available at this section
- NA No data available



Horse/Jockey Name	Brydelicious
Final Rank	8
Fastest Section Time (Section)	0:10.55 (Overall)
Top Speed [km/h] (Section)	64.9 (1400m)
Race State	Finished



Aquis Park Gold Coast Poly QLD Professional

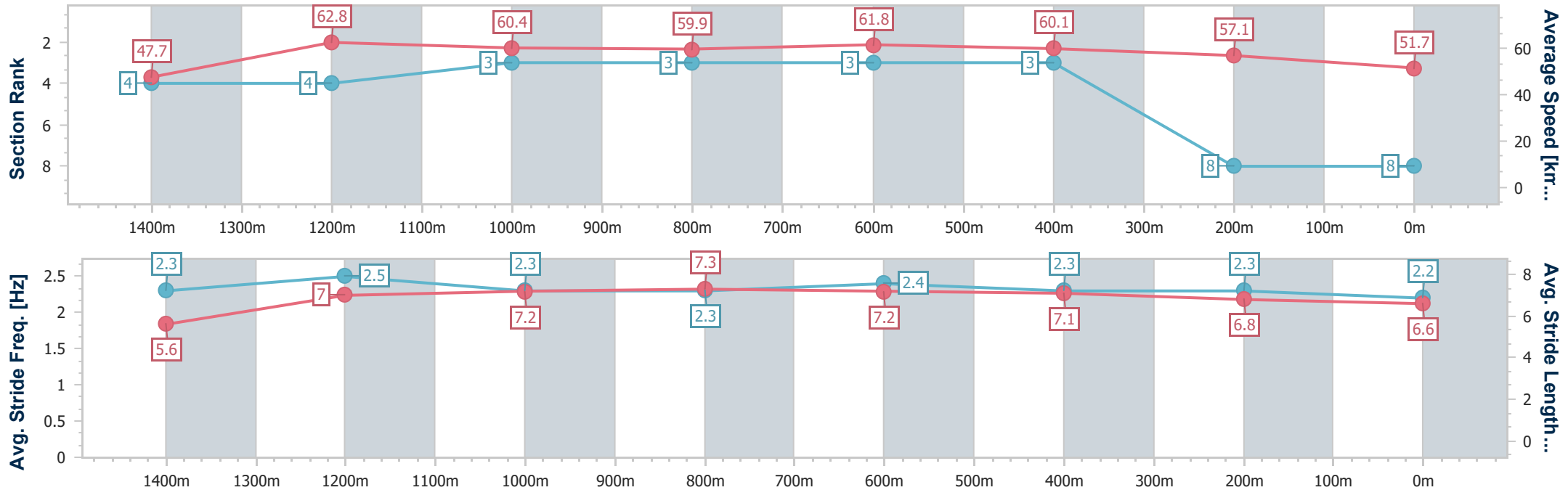
Race 4: HYNE TIMBER Maiden Handicap - 1540m

03 June 2023 - 14:19

Track Rating: Synthetic, Weather: Overcast, Rail Position: True



Section	Overall	1400m	1200m	1000m	800m	600m	400m	200m
Section Times	1:36.66 [8] (0:10.55)	1:26.11 [4] (0:11.58)	1:14.53 [4] (0:11.92)	1:02.61 [3] (0:12.12)	0:50.49 [3] (0:11.82)	0:38.67 [3] (0:12.08)	0:26.59 [3] (0:12.67)	0:13.92 [8] (0:13.92)
Average Speed [km/h]	47.7	62.8	60.4	59.9	61.8	60.1	57.1	51.7
Top Speed [km/h]	61.4	64.9	62.9	60.7	63.2	62.5	59.1	56.0
Avg. Dist. to Rail [m]	3.6	1.3	2.5	2.5	2.8	1.8	3.6	6.2
Avg. Stride Freq. [Hz]	2.3	2.5	2.3	2.3	2.4	2.3	2.3	2.2
Avg. Stride Length [m]	5.6	7.0	7.2	7.3	7.2	7.1	6.8	6.6



- [] Ranking at each section and finish
- .-.- No data available at this section
- NA No data available



Horse/Jockey Name	My Lawless Lady
Final Rank	9
Fastest Section Time (Section)	0:10.55 (Overall)
Top Speed [km/h] (Section)	64.7 (1400m)
Race State	Finished



Aquis Park Gold Coast Poly QLD Professional

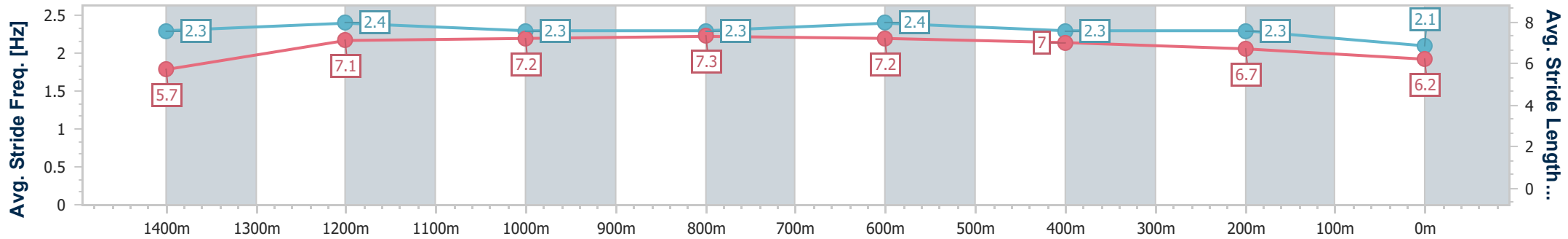
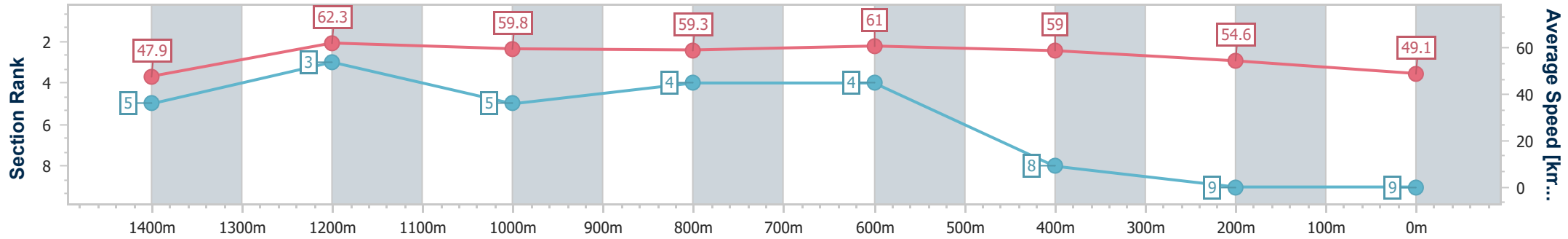
Race 4: HYNE TIMBER Maiden Handicap - 1540m

03 June 2023 - 14:19



Track Rating: Synthetic, Weather: Overcast, Rail Position: True

Section	Overall	1400m	1200m	1000m	800m	600m	400m	200m
Section Times	1:38.20 [9] (0:10.55)	1:27.65 [5] (0:11.58)	1:16.07 [3] (0:12.02)	1:04.05 [5] (0:12.17)	0:51.88 [4] (0:11.82)	0:40.06 [4] (0:12.20)	0:27.86 [8] (0:13.23)	0:14.63 [9] (0:14.63)
Average Speed [km/h]	47.9	62.3	59.8	59.3	61.0	59.0	54.6	49.1
Top Speed [km/h]	62.4	64.7	62.9	60.1	62.0	61.7	56.0	55.1
Avg. Dist. to Rail [m]	1.8	0.5	1.0	0.6	0.5	0.4	0.5	0.7
Avg. Stride Freq. [Hz]	2.3	2.4	2.3	2.3	2.4	2.3	2.3	2.1
Avg. Stride Length [m]	5.7	7.1	7.2	7.3	7.2	7.0	6.7	6.2



- [] Ranking at each section and finish
- .-.- No data available at this section
- NA No data available