



Aquis Park Gold Coast Poly QLD Professional

Race 5: CORDNER ADVISORY TEAM BENCHMARK 58 Handicap - 1540m

10 June 2023 - 14:54



Track Rating: Synthetic, Weather: Fine, Rail Position: True

Section		Overall	1400m	1200m	1000m	800m	600m	400m	Last 600m				
Field Times		1:34.00 (0:10.55)	1:23.45 (0:11.91)	1:11.54 (0:11.84)	0:59.70 (0:12.05)	0:47.65 (0:12.13)	0:35.52 (0:11.69)	0:23.83 (0:11.74)	0:35.52				
Rank	TAB Horse/Jockey	Barrier	Top Speed [km/h]	Fastest Section									Distance Travelled [m]
1	1 PERNELL Jai Williams	6	65.8 600m	0:11.28 600m	1:34.00 [1] (0:11.31)	1:22.69 [8] (0:11.93)	1:10.76 [8] (0:12.09)	0:58.67 [8] (0:12.12)	0:46.55 [8] (0:11.44)	0:35.11 [7] (0:11.28)	0:23.83 [1] (0:11.74)	0:35.11	
2	5 DAMIANI Sean Cormack	7	63.3 600m	0:10.55 Overall	1:34.33 [2] (0:10.55)	1:23.78 [1] (0:11.97)	1:11.81 [3] (0:11.99)	0:59.82 [3] (0:11.98)	0:47.84 [2] (0:12.07)	0:35.77 [2] (0:11.66)	0:24.11 [2] (0:11.84)	0:35.77	-5
3	6 TORQUE ESPAGNA Montana Philpot	4	65.2 600m	0:10.94 Overall	1:34.60 [3] (0:10.94)	1:23.66 [5] (0:12.07)	1:11.59 [6] (0:12.02)	0:59.57 [6] (0:12.22)	0:47.35 [6] (0:11.62)	0:35.73 [6] (0:11.53)	0:24.20 [4] (0:11.98)	0:35.73	-4
4	4 JAKAT Danny Peisley	3	63.1 600m	0:10.84 Overall	1:34.69 [4] (0:10.84)	1:23.85 [4] (0:12.03)	1:11.82 [5] (0:11.97)	0:59.85 [5] (0:12.05)	0:47.80 [5] (0:11.85)	0:35.95 [5] (0:11.74)	0:24.21 [7] (0:12.01)	0:35.95	-11
5	7 MIDNIGHT BOOM Bailey Wheeler	1	62.5 400m	0:10.65 Overall	1:34.71 [5] (0:10.65)	1:24.06 [2] (0:11.83)	1:12.23 [2] (0:11.97)	1:00.26 [2] (0:12.10)	0:48.16 [3] (0:12.08)	0:36.08 [4] (0:11.84)	0:24.24 [6] (0:11.95)	0:36.08	-12
6	2 JUNGLE BLAZE Andrew Spinks	5	64.3 600m	0:11.00 Overall	1:35.26 [6] (0:11.00)	1:24.26 [6] (0:11.73)	1:12.53 [4] (0:12.02)	1:00.51 [4] (0:12.11)	0:48.40 [4] (0:11.74)	0:36.66 [3] (0:11.73)	0:24.93 [3] (0:12.26)	0:36.66	-1
7	8 RESET'S SON Chris Taylor	8	64.2 1400m	0:10.68 Overall	1:37.47 [7] (0:10.68)	1:26.79 [3] (0:11.78)	1:15.01 [1] (0:11.84)	1:03.17 [1] (0:12.05)	0:51.12 [1] (0:12.13)	0:38.99 [1] (0:11.99)	0:27.00 [5] (0:12.72)	0:38.99	-5
8	9 RECALL EVENTS Rikki Jamieson	2	61.6 1400m	0:11.01 Overall	1:38.10 [8] (0:11.01)	1:27.09 [7] (0:12.01)	1:15.08 [7] (0:12.04)	1:03.04 [7] (0:12.31)	0:50.73 [7] (0:12.01)	0:38.72 [8] (0:12.34)	0:26.38 [8] (0:12.94)	0:38.72	-10

Scratched: Torque Leica Star (#3)

[] Ranking at each section and finish
 -:-:- No data available at this section
 NA No data available

SCN Saddle cloth number
 DNF Did not finish
 DNT Did not track



Aquis Park Gold Coast Poly QLD Professional
Race 5: CORDNER ADVISORY TEAM BENCHMARK 58 Handicap - 1540m
10 June 2023 - 14:54



Track Rating: Synthetic, Weather: Fine, Rail Position: True

Section				200m				Last 600m	
Field Times				0:12.09 (0:12.09)				0:35.52	
Rank	TAB	Horse/Jockey	Barrier	Top Speed [km/h]	Fastest Section	Margin			Distance Travelled [m]
1	1	PERNELL Jai Williams	6	65.8 600m	0:11.28 600m	0:12.09 [1] (0:12.09)	1:34.00		0:35.11
2	5	DAMIANI Sean Cormack	7	63.3 600m	0:10.55 Overall	0:12.27 [2] (0:12.27)	1.8L		0:35.77 -5
3	6	TORQUE ESPAGNA Montana Philpot	4	65.2 600m	0:10.94 Overall	0:12.22 [3] (0:12.22)	3.3L		0:35.73 -4
4	4	JAKAT Danny Peisley	3	63.1 600m	0:10.84 Overall	0:12.20 [5] (0:12.20)	3.7L		0:35.95 -11
5	7	MIDNIGHT BOOM Bailey Wheeler	1	62.5 400m	0:10.65 Overall	0:12.29 [4] (0:12.29)	3.8L		0:36.08 -12
6	2	JUNGLE BLAZE Andrew Spinks	5	64.3 600m	0:11.00 Overall	0:12.67 [6] (0:12.67)	6.8L		0:36.66 -1
7	8	RESET'S SON Chris Taylor	8	64.2 1400m	0:10.68 Overall	0:14.28 [7] (0:14.28)	19.8L		0:38.99 -5
8	9	RECALL EVENTS Rikki Jamieson	2	61.6 1400m	0:11.01 Overall	0:13.44 [8] (0:13.44)	23.3L		0:38.72 -10

Scratched: Torque Leica Star (#3)

[] Ranking at each section and finish
 -:-:- No data available at this section
 NA No data available

SCN Saddle cloth number
 DNF Did not finish
 DNT Did not track



Horse/Jockey Name	Pernell
Final Rank	1
Fastest Section Time (Section)	0:11.28 (600m)
Top Speed [km/h] (Section)	65.8 (600m)
Race State	Finished

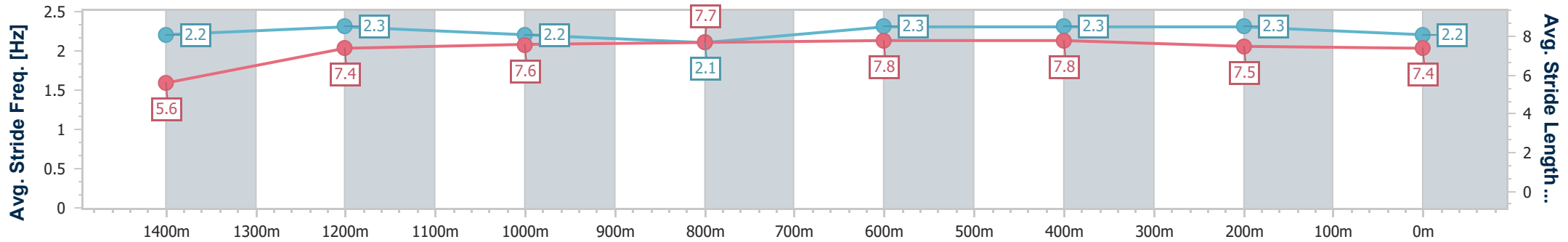
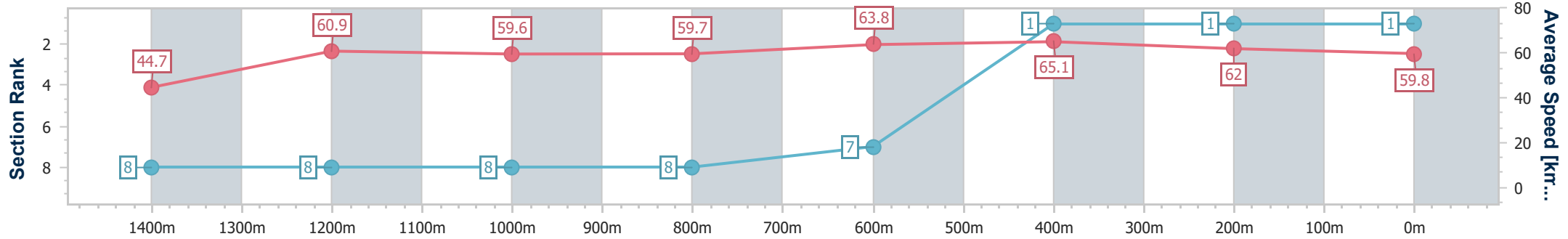


Aquis Park Gold Coast Poly QLD Professional
 Race 5: CORDNER ADVISORY TEAM BENCHMARK 58
 Handicap - 1540m
 10 June 2023 - 14:54



Track Rating: Synthetic, Weather: Fine, Rail Position: True

Section	Overall	1400m	1200m	1000m	800m	600m	400m	200m
Section Times	1:34.00 [1] (0:11.31)	1:22.69 [8] (0:11.93)	1:10.76 [8] (0:12.09)	0:58.67 [8] (0:12.12)	0:46.55 [8] (0:11.44)	0:35.11 [7] (0:11.28)	0:23.83 [1] (0:11.74)	0:12.09 [1] (0:12.09)
Average Speed [km/h]	44.7	60.9	59.6	59.7	63.8	65.1	62.0	59.8
Top Speed [km/h]	59.9	62.0	60.7	60.9	65.2	65.8	63.4	61.8
Avg. Dist. to Rail [m]	5.9	1.1	2.3	1.9	2.8	3.9	5.5	5.0
Avg. Stride Freq. [Hz]	2.2	2.3	2.2	2.1	2.3	2.3	2.3	2.2
Avg. Stride Length [m]	5.6	7.4	7.6	7.7	7.8	7.8	7.5	7.4



- [] Ranking at each section and finish
- .-.- No data available at this section
- NA No data available



Horse/Jockey Name	Damiani
Final Rank	2
Fastest Section Time (Section)	0:10.55 (Overall)
Top Speed [km/h] (Section)	63.3 (600m)
Race State	Finished

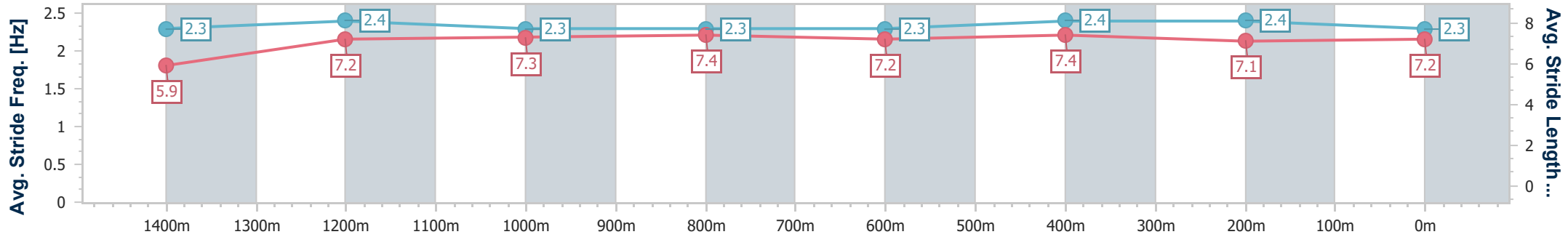
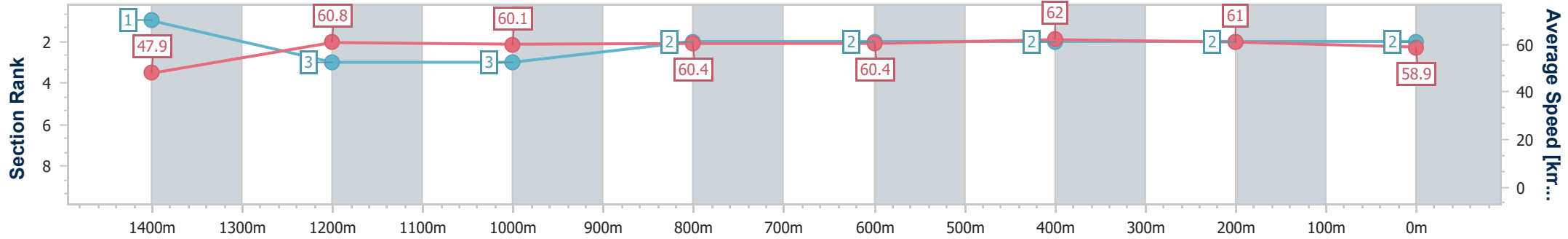


Aquis Park Gold Coast Poly QLD Professional
 Race 5: CORDNER ADVISORY TEAM BENCHMARK 58
 Handicap - 1540m
 10 June 2023 - 14:54



Track Rating: Synthetic, Weather: Fine, Rail Position: True

Section	Overall	1400m	1200m	1000m	800m	600m	400m	200m
Section Times	1:34.33 [2] (0:10.55)	1:23.78 [1] (0:11.97)	1:11.81 [3] (0:11.99)	0:59.82 [3] (0:11.98)	0:47.84 [2] (0:12.07)	0:35.77 [2] (0:11.66)	0:24.11 [2] (0:11.84)	0:12.27 [2] (0:12.27)
Average Speed [km/h]	47.9	60.8	60.1	60.4	60.4	62.0	61.0	58.9
Top Speed [km/h]	61.5	61.8	60.6	61.8	61.5	63.3	62.8	60.4
Avg. Dist. to Rail [m]	6.1	1.6	3.6	2.6	2.1	1.2	2.3	2.9
Avg. Stride Freq. [Hz]	2.3	2.4	2.3	2.3	2.3	2.4	2.4	2.3
Avg. Stride Length [m]	5.9	7.2	7.3	7.4	7.2	7.4	7.1	7.2



- [] Ranking at each section and finish
- .-.- No data available at this section
- NA No data available



Horse/Jockey Name	Torque Espagna
Final Rank	3
Fastest Section Time (Section)	0:10.94 (Overall)
Top Speed [km/h] (Section)	65.2 (600m)
Race State	Finished

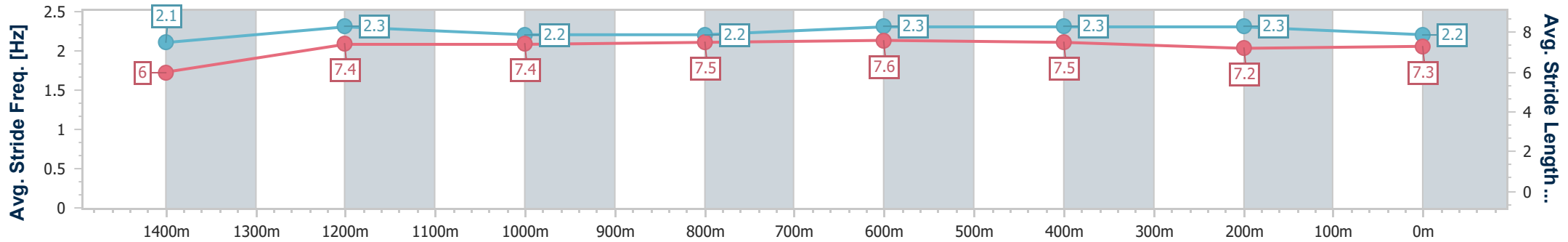
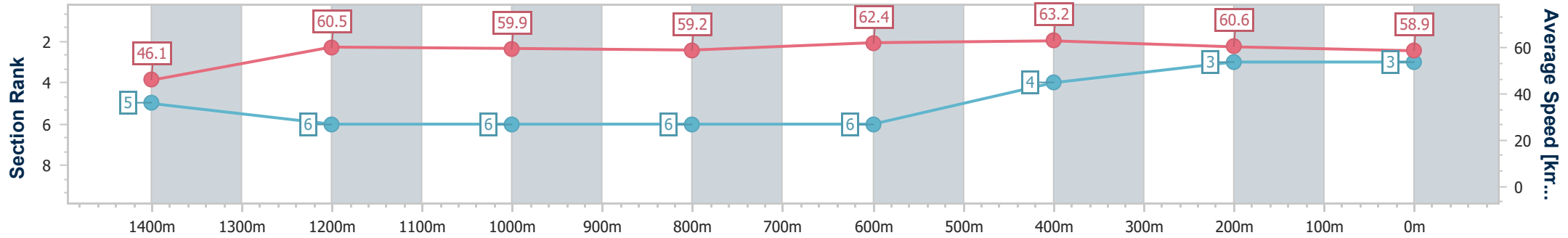


Aquis Park Gold Coast Poly QLD Professional
 Race 5: CORDNER ADVISORY TEAM BENCHMARK 58
 Handicap - 1540m
 10 June 2023 - 14:54



Track Rating: Synthetic, Weather: Fine, Rail Position: True

Section	Overall	1400m	1200m	1000m	800m	600m	400m	200m
Section Times	1:34.60 [3] (0:10.94)	1:23.66 [5] (0:12.07)	1:11.59 [6] (0:12.02)	0:59.57 [6] (0:12.22)	0:47.35 [6] (0:11.62)	0:35.73 [6] (0:11.53)	0:24.20 [4] (0:11.98)	0:12.22 [3] (0:12.22)
Average Speed [km/h]	46.1	60.5	59.9	59.2	62.4	63.2	60.6	58.9
Top Speed [km/h]	60.7	61.4	61.4	60.0	64.2	65.2	61.6	60.3
Avg. Dist. to Rail [m]	4.0	1.7	2.0	1.7	1.4	2.5	4.5	4.4
Avg. Stride Freq. [Hz]	2.1	2.3	2.2	2.2	2.3	2.3	2.3	2.2
Avg. Stride Length [m]	6.0	7.4	7.4	7.5	7.6	7.5	7.2	7.3



- [] Ranking at each section and finish
- .-.- No data available at this section
- NA No data available



Horse/Jockey Name	Jakat
Final Rank	4
Fastest Section Time (Section)	0:10.84 (Overall)
Top Speed [km/h] (Section)	63.1 (600m)
Race State	Finished

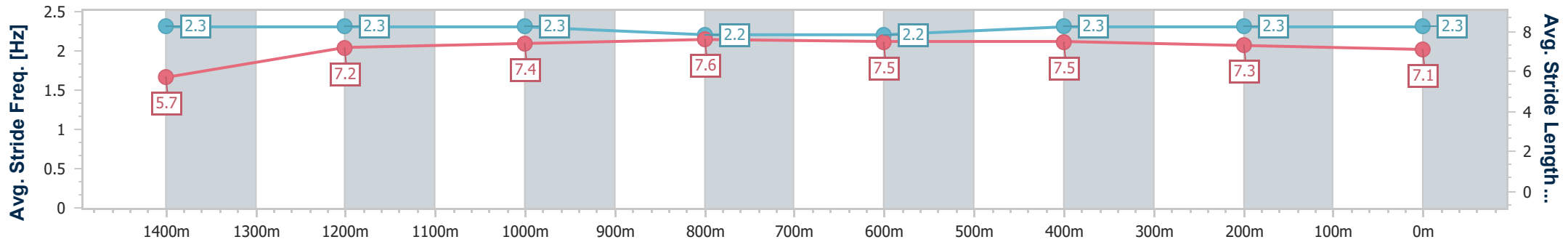
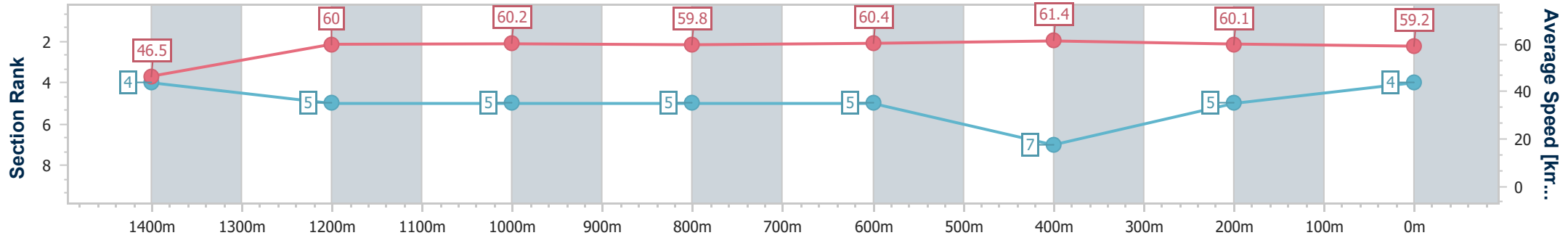


Aquis Park Gold Coast Poly QLD Professional
 Race 5: CORDNER ADVISORY TEAM BENCHMARK 58
 Handicap - 1540m
 10 June 2023 - 14:54



Track Rating: Synthetic, Weather: Fine, Rail Position: True

Section	Overall	1400m	1200m	1000m	800m	600m	400m	200m
Section Times	1:34.69 [4] (0:10.84)	1:23.85 [4] (0:12.03)	1:11.82 [5] (0:11.97)	0:59.85 [5] (0:12.05)	0:47.80 [5] (0:11.85)	0:35.95 [5] (0:11.74)	0:24.21 [7] (0:12.01)	0:12.20 [5] (0:12.20)
Average Speed [km/h]	46.5	60.0	60.2	59.8	60.4	61.4	60.1	59.2
Top Speed [km/h]	59.4	60.9	61.4	60.5	61.5	63.1	61.3	61.2
Avg. Dist. to Rail [m]	3.3	0.6	1.1	0.5	0.7	0.4	1.9	2.1
Avg. Stride Freq. [Hz]	2.3	2.3	2.3	2.2	2.2	2.3	2.3	2.3
Avg. Stride Length [m]	5.7	7.2	7.4	7.6	7.5	7.5	7.3	7.1



- [] Ranking at each section and finish
- .-.- No data available at this section
- NA No data available



Horse/Jockey Name	Midnight Boom
Final Rank	5
Fastest Section Time (Section)	0:10.65 (Overall)
Top Speed [km/h] (Section)	62.5 (400m)
Race State	Finished

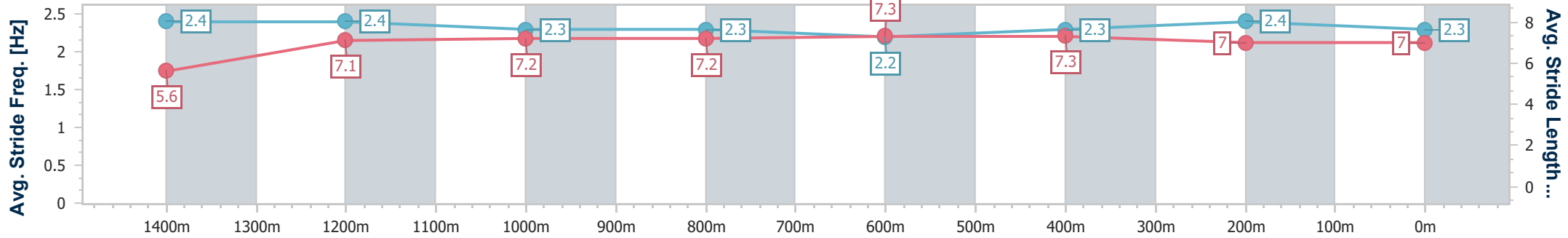
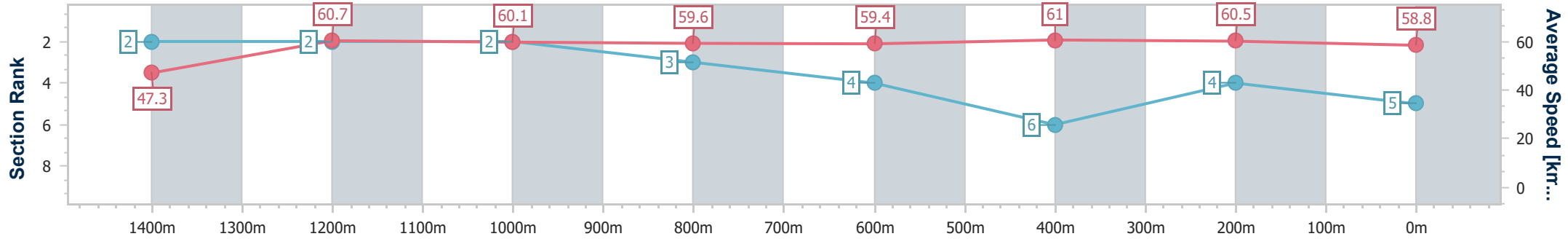


Aquis Park Gold Coast Poly QLD Professional
 Race 5: CORDNER ADVISORY TEAM BENCHMARK 58
 Handicap - 1540m
 10 June 2023 - 14:54



Track Rating: Synthetic, Weather: Fine, Rail Position: True

Section	Overall	1400m	1200m	1000m	800m	600m	400m	200m
Section Times	1:34.71 [5] (0:10.65)	1:24.06 [2] (0:11.83)	1:12.23 [2] (0:11.97)	1:00.26 [2] (0:12.10)	0:48.16 [3] (0:12.08)	0:36.08 [4] (0:11.84)	0:24.24 [6] (0:11.95)	0:12.29 [4] (0:12.29)
Average Speed [km/h]	47.3	60.7	60.1	59.6	59.4	61.0	60.5	58.8
Top Speed [km/h]	60.5	62.3	60.6	60.0	60.8	62.4	62.5	60.9
Avg. Dist. to Rail [m]	0.8	0.6	0.9	0.5	0.5	0.6	1.2	0.6
Avg. Stride Freq. [Hz]	2.4	2.4	2.3	2.3	2.2	2.3	2.4	2.3
Avg. Stride Length [m]	5.6	7.1	7.2	7.2	7.3	7.3	7.0	7.0



- [] Ranking at each section and finish
- .-.- No data available at this section
- NA No data available



Horse/Jockey Name	Jungle Blaze
Final Rank	6
Fastest Section Time (Section)	0:11.00 (Overall)
Top Speed [km/h] (Section)	64.3 (600m)
Race State	Finished

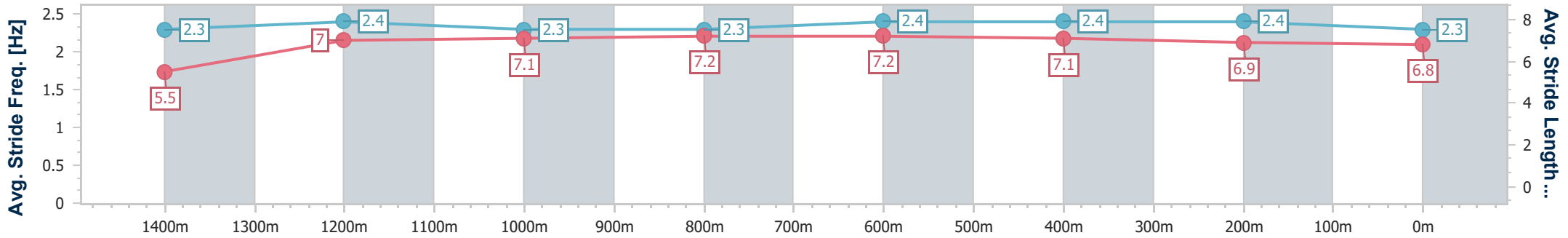
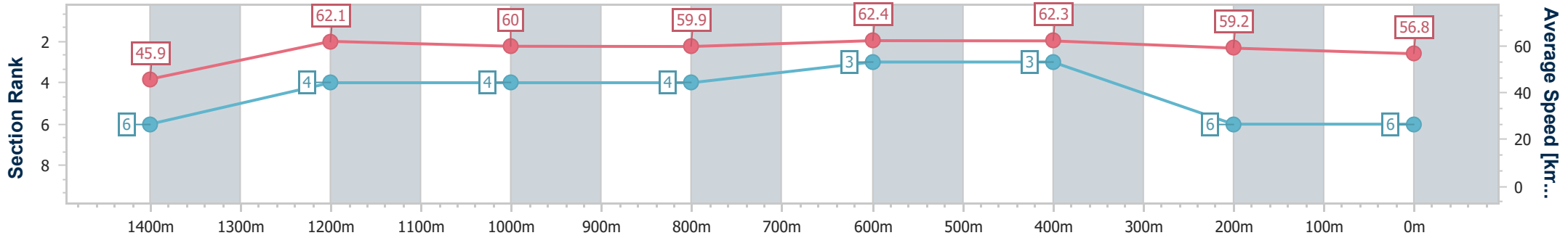


Aquis Park Gold Coast Poly QLD Professional
 Race 5: CORDNER ADVISORY TEAM BENCHMARK 58
 Handicap - 1540m
 10 June 2023 - 14:54



Track Rating: Synthetic, Weather: Fine, Rail Position: True

Section	Overall	1400m	1200m	1000m	800m	600m	400m	200m
Section Times	1:35.26 [6] (0:11.00)	1:24.26 [6] (0:11.73)	1:12.53 [4] (0:12.02)	1:00.51 [4] (0:12.11)	0:48.40 [4] (0:11.74)	0:36.66 [3] (0:11.73)	0:24.93 [3] (0:12.26)	0:12.67 [6] (0:12.67)
Average Speed [km/h]	45.9	62.1	60.0	59.9	62.4	62.3	59.2	56.8
Top Speed [km/h]	62.5	63.9	62.2	61.9	63.8	64.3	60.1	58.1
Avg. Dist. to Rail [m]	5.3	1.6	3.3	2.5	3.3	3.4	3.8	4.9
Avg. Stride Freq. [Hz]	2.3	2.4	2.3	2.3	2.4	2.4	2.4	2.3
Avg. Stride Length [m]	5.5	7.0	7.1	7.2	7.2	7.1	6.9	6.8



- [] Ranking at each section and finish
- .-.- No data available at this section
- NA No data available



Horse/Jockey Name	Reset's Son
Final Rank	7
Fastest Section Time (Section)	0:10.68 (Overall)
Top Speed [km/h] (Section)	64.2 (1400m)
Race State	Finished

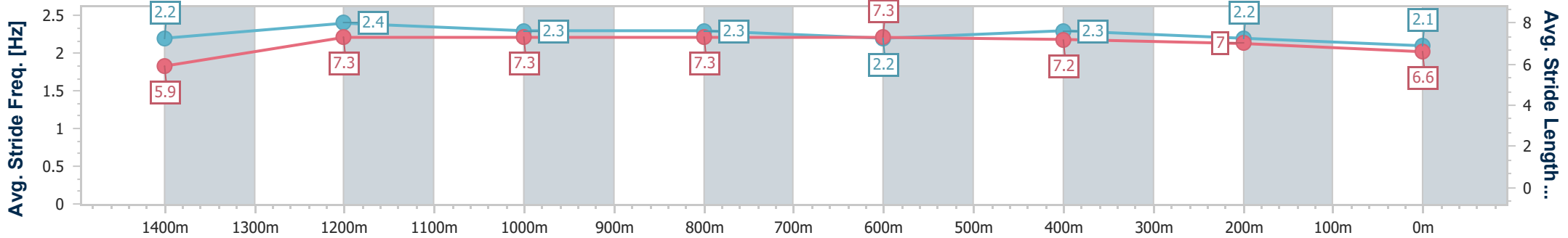
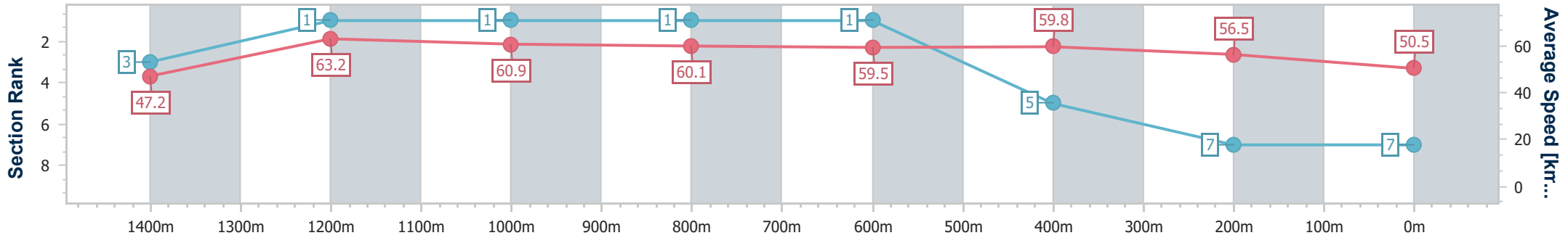


Aquis Park Gold Coast Poly QLD Professional
 Race 5: CORDNER ADVISORY TEAM BENCHMARK 58
 Handicap - 1540m
 10 June 2023 - 14:54



Track Rating: Synthetic, Weather: Fine, Rail Position: True

Section	Overall	1400m	1200m	1000m	800m	600m	400m	200m
Section Times	1:37.47 [7] (0:10.68)	1:26.79 [3] (0:11.78)	1:15.01 [1] (0:11.84)	1:03.17 [1] (0:12.05)	0:51.12 [1] (0:12.13)	0:38.99 [1] (0:11.99)	0:27.00 [5] (0:12.72)	0:14.28 [7] (0:14.28)
Average Speed [km/h]	47.2	63.2	60.9	60.1	59.5	59.8	56.5	50.5
Top Speed [km/h]	62.3	64.2	61.9	60.7	60.6	61.2	57.8	56.3
Avg. Dist. to Rail [m]	7.1	4.5	5.3	2.7	0.6	0.5	0.7	0.4
Avg. Stride Freq. [Hz]	2.2	2.4	2.3	2.3	2.2	2.3	2.2	2.1
Avg. Stride Length [m]	5.9	7.3	7.3	7.3	7.3	7.2	7.0	6.6



- [] Ranking at each section and finish
- .-.- No data available at this section
- NA No data available



Horse/Jockey Name	Recall Events
Final Rank	8
Fastest Section Time (Section)	0:11.01 (Overall)
Top Speed [km/h] (Section)	61.6 (1400m)
Race State	Finished

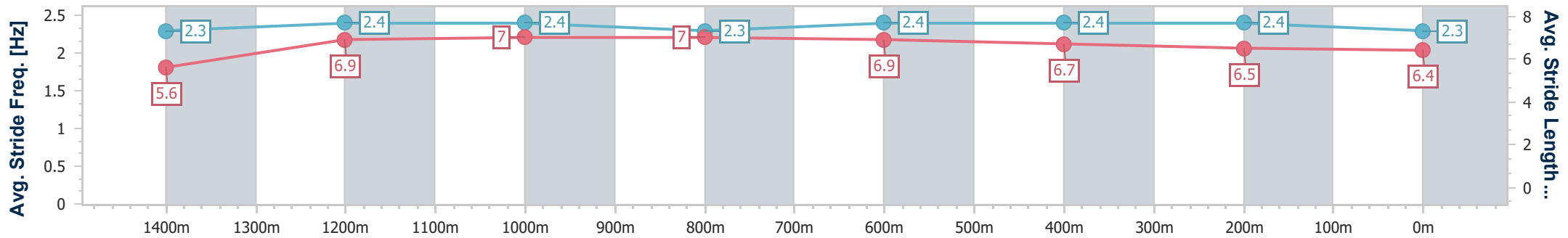
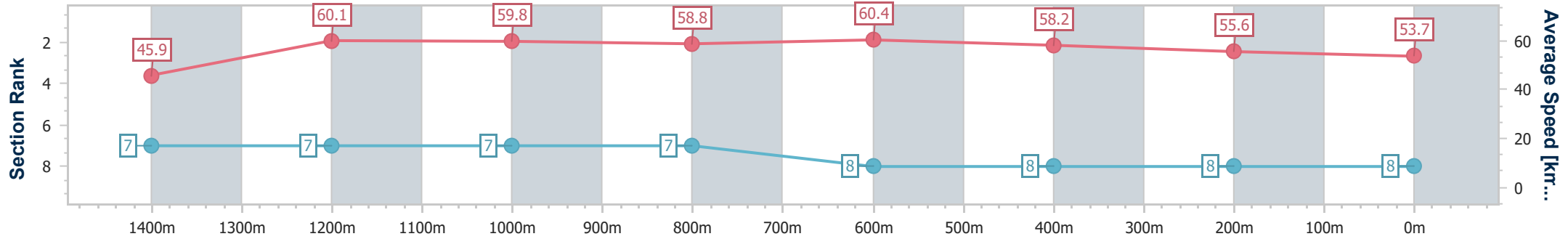


Aquis Park Gold Coast Poly QLD Professional
 Race 5: CORDNER ADVISORY TEAM BENCHMARK 58
 Handicap - 1540m
 10 June 2023 - 14:54



Track Rating: Synthetic, Weather: Fine, Rail Position: True

Section	Overall	1400m	1200m	1000m	800m	600m	400m	200m
Section Times	1:38.10 [8] (0:11.01)	1:27.09 [7] (0:12.01)	1:15.08 [7] (0:12.04)	1:03.04 [7] (0:12.31)	0:50.73 [7] (0:12.01)	0:38.72 [8] (0:12.34)	0:26.38 [8] (0:12.94)	0:13.44 [8] (0:13.44)
Average Speed [km/h]	45.9	60.1	59.8	58.8	60.4	58.2	55.6	53.7
Top Speed [km/h]	59.1	61.6	60.8	60.0	61.1	60.4	57.6	54.7
Avg. Dist. to Rail [m]	1.9	0.9	3.2	2.5	1.2	0.4	0.7	1.7
Avg. Stride Freq. [Hz]	2.3	2.4	2.4	2.3	2.4	2.4	2.4	2.3
Avg. Stride Length [m]	5.6	6.9	7.0	7.0	6.9	6.7	6.5	6.4



- [] Ranking at each section and finish
- .-.- No data available at this section
- NA No data available