



**Sunshine Coast QLD Professional**  
**Race 4: Martin Collins Australia QTIS Three-Year-Old BENCHMARK 70**  
**Handicap - 1000m**  
**16 June 2023 - 17:12**



Track Rating: Soft 6, Weather: Fine, Rail Position: +10m Entire

| Section     |     |   |                      |                      |                      |                           |                           |                           |                           |                           | Last 600m |           |                        |
|-------------|-----|---|----------------------|----------------------|----------------------|---------------------------|---------------------------|---------------------------|---------------------------|---------------------------|-----------|-----------|------------------------|
| Field Times |     | Overall                                   | 800m                 | 600m                 | 400m                 | 200m                      |                           |                           |                           |                           |           | 0:34.45   |                        |
|             |     | 0:58.39<br>(0:12.94)                      | 0:45.45<br>(0:11.00) | 0:34.45<br>(0:11.39) | 0:23.06<br>(0:10.97) | 0:12.09<br>(0:12.09)      |                           |                           |                           |                           |           |           |                        |
| Rank        | TAB | Horse/Jockey                              | Barrier              | Top Speed [km/h]     | Fastest Section      | Overall                   | 800m                      | 600m                      | 400m                      | 200m                      | Margin    | Last 600m | Distance Travelled [m] |
| 1           | 4   | <b>BRING ME KASH</b><br>Dale Smith        | 14                   | 70.2                 | 0:10.93              | 0:58.39 [1]<br>(0:13.06)  | 0:45.33 [2]<br>(0:10.93)  | 0:34.40 [2]<br>(0:11.34)  | 0:23.06 [1]<br>(0:10.97)  | 0:12.09 [1]<br>(0:12.09)  | 0:58.39   | 0:34.40   |                        |
| 2           | 9   | <b>SIX SIDES</b><br>Tiffani Brooker       | 4                    | 68.9                 | 0:10.96              | 0:58.59 [2]<br>(0:13.44)  | 0:45.15 [6]<br>(0:10.96)  | 0:34.19 [6]<br>(0:11.30)  | 0:22.89 [5]<br>(0:11.03)  | 0:11.86 [5]<br>(0:11.86)  | 1L        | 0:34.19   | -2                     |
| 3           | 3   | <b>EN POINTE</b><br>Damien Thornton       | 5                    | 69.4                 | 0:11.00              | 0:58.77 [3]<br>(0:12.94)  | 0:45.83 [1]<br>(0:11.00)  | 0:34.83 [1]<br>(0:11.40)  | 0:23.43 [2]<br>(0:11.04)  | 0:12.39 [2]<br>(0:12.39)  | 2L        | 0:34.83   | -3                     |
| 4           | 13  | <b>ZOUMETEOR</b><br>Kyle Wilson-Taylor    | 3                    | 68.6                 | 0:11.02              | 0:58.85 [4]<br>(0:13.26)  | 0:45.59 [5]<br>(0:11.02)  | 0:34.57 [4]<br>(0:11.34)  | 0:23.23 [3]<br>(0:11.09)  | 0:12.14 [4]<br>(0:12.14)  | 2.4L      | 0:34.57   | -4                     |
| 5           | 11  | <b>SPANISH ANGELS</b><br>Bailey Wheeler   | 1                    | 67.8                 | 0:10.95              | 0:58.86 [5]<br>(0:13.21)  | 0:45.65 [4]<br>(0:11.04)  | 0:34.61 [3]<br>(0:11.38)  | 0:23.23 [4]<br>(0:10.95)  | 0:12.28 [3]<br>(0:12.28)  | 2.5L      | 0:34.61   | -4                     |
| 6           | 8   | <b>HOOT 'N' HOLLER</b><br>Mark Du Plessis | 7                    | 67.8                 | 0:10.91              | 0:58.96 [6]<br>(0:13.55)  | 0:45.41 [8]<br>(0:10.91)  | 0:34.50 [7]<br>(0:11.43)  | 0:23.07 [7]<br>(0:11.15)  | 0:11.92 [7]<br>(0:11.92)  | 3L        | 0:34.50   | -1                     |
| 7           | 7   | <b>MISHANI WARFARE</b><br>Ben Thompson    | 2                    | 66.3                 | 0:11.05              | 0:59.07 [7]<br>(0:13.78)  | 0:45.29 [10]<br>(0:11.08) | 0:34.21 [10]<br>(0:11.31) | 0:22.90 [9]<br>(0:11.05)  | 0:11.85 [8]<br>(0:11.85)  | 3.5L      | 0:34.21   | -5                     |
| 8           | 1   | <b>BUSTING</b><br>Angela Jones            | 9                    | 68.3                 | 0:11.10              | 0:59.15 [8]<br>(0:13.20)  | 0:45.95 [3]<br>(0:11.16)  | 0:34.79 [5]<br>(0:11.42)  | 0:23.37 [6]<br>(0:11.10)  | 0:12.27 [6]<br>(0:12.27)  | 3.8L      | 0:34.79   | +1                     |
| 9           | 2   | <b>AL PAL'S GAL</b><br>Jai Williams       | 6                    | 67.9                 | 0:11.02              | 0:59.37 [9]<br>(0:13.80)  | 0:45.57 [11]<br>(0:11.08) | 0:34.49 [11]<br>(0:11.36) | 0:23.13 [12]<br>(0:11.02) | 0:12.11 [9]<br>(0:12.11)  | 5.1L      | 0:34.49   | -3                     |
| 10          | 14  | <b>IRISH MAUDIE</b><br>Montana Philpot    | 8                    | 68.4                 | 0:11.06              | 0:59.74 [10]<br>(0:13.83) | 0:45.91 [12]<br>(0:11.06) | 0:34.85 [12]<br>(0:11.33) | 0:23.52 [11]<br>(0:11.27) | 0:12.25 [11]<br>(0:12.25) | 7.1L      | 0:34.85   | +0                     |

Scratched: Mr Galazi (#5), Pocket Full (#6)

[ ] Ranking at each section and finish  
 -:-:- No data available at this section  
 NA No data available

SCN Saddle cloth number  
 DNF Did not finish  
 DNT Did not track



**Sunshine Coast QLD Professional**  
**Race 4: Martin Collins Australia QTIS Three-Year-Old BENCHMARK 70**  
**Handicap - 1000m**  
**16 June 2023 - 17:12**



Track Rating: Soft 6, Weather: Fine, Rail Position: +10m Entire

| Section     |                                  | Overall              | 800m                 | 600m                 | 400m                      | 200m                     | Last 600m                |                           |                           |                        |         |    |
|-------------|----------------------------------|----------------------|----------------------|----------------------|---------------------------|--------------------------|--------------------------|---------------------------|---------------------------|------------------------|---------|----|
| Field Times |                                  | 0:58.39<br>(0:12.94) | 0:45.45<br>(0:11.00) | 0:34.45<br>(0:11.39) | 0:23.06<br>(0:10.97)      | 0:12.09<br>(0:12.09)     | 0:34.45                  |                           |                           |                        |         |    |
| Rank        | TAB Horse/Jockey                 | Barrier              | Top Speed [km/h]     | Fastest Section      | Margin                    |                          |                          |                           |                           | Distance Travelled [m] |         |    |
| 11          | 12 BEAN GROOVY<br>Tegan Harrison | 10                   | 67.0<br>800m         | 0:11.06<br>800m      | 1:00.17 [11]<br>(0:13.45) | 0:46.72 [7]<br>(0:11.06) | 0:35.66 [8]<br>(0:11.43) | 0:24.23 [8]<br>(0:11.39)  | 0:12.84 [10]<br>(0:12.84) | 9.6L                   | 0:35.66 | +0 |
| 12          | 10 NOTED<br>Justin Stanley       | 13                   | 67.3<br>800m         | 0:11.11<br>800m      | 1:00.40 [12]<br>(0:13.71) | 0:46.69 [9]<br>(0:11.11) | 0:35.58 [9]<br>(0:11.36) | 0:24.22 [10]<br>(0:11.35) | 0:12.87 [12]<br>(0:12.87) | 10.9L                  | 0:35.58 | -2 |

Scratched: Mr Galazi (#5), Pocket Full (#6)

[ ] Ranking at each section and finish  
 -:-:-:- No data available at this section  
 NA No data available

SCN Saddle cloth number  
 DNF Did not finish  
 DNT Did not track



|                                |                |
|--------------------------------|----------------|
| Horse/Jockey Name              | Bring Me Kash  |
| Final Rank                     | 1              |
| Fastest Section Time (Section) | 0:10.93 (800m) |
| Top Speed [km/h] (Section)     | 70.2 (Overall) |
| Race State                     | Finished       |



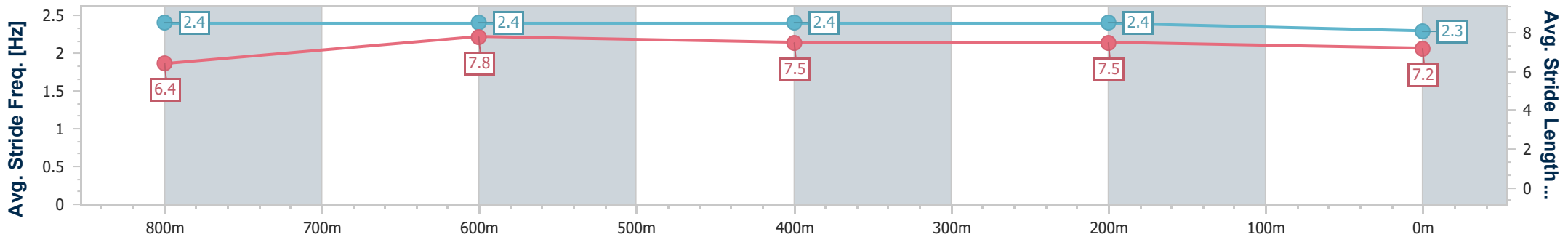
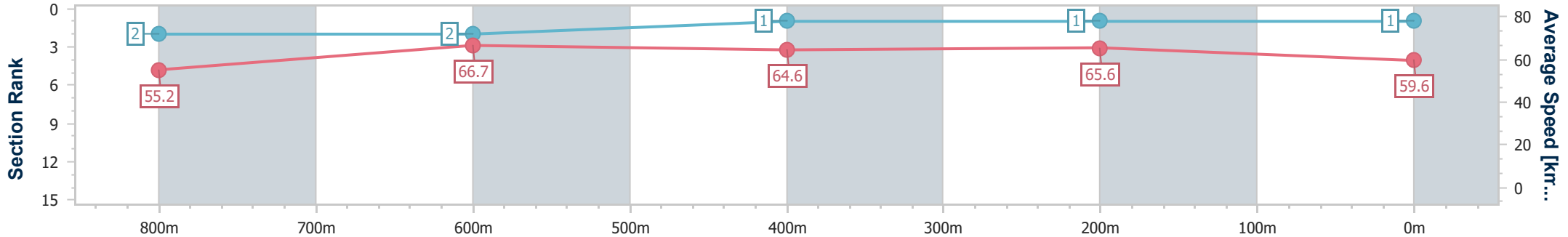
Sunshine Coast QLD Professional  
 Race 4: Martin Collins Australia QTIS Three-Year-Old  
 BENCHMARK 70 Handicap - 1000m



16 June 2023 - 17:12

Track Rating: Soft 6, Weather: Fine, Rail Position: +10m Entire

| Section                | Overall                  | 800m                     | 600m                     | 400m                     | 200m                     |
|------------------------|--------------------------|--------------------------|--------------------------|--------------------------|--------------------------|
| Section Times          | 0:58.39 [1]<br>(0:13.06) | 0:45.33 [2]<br>(0:10.93) | 0:34.40 [2]<br>(0:11.34) | 0:23.06 [1]<br>(0:10.97) | 0:12.09 [1]<br>(0:12.09) |
| Average Speed [km/h]   | 55.2                     | 66.7                     | 64.6                     | 65.6                     | 59.6                     |
| Top Speed [km/h]       | 70.2                     | 67.7                     | 65.8                     | 68.0                     | 64.3                     |
| Avg. Dist. to Rail [m] | 9.0                      | 3.1                      | 3.2                      | 2.4                      | 1.9                      |
| Avg. Stride Freq. [Hz] | 2.4                      | 2.4                      | 2.4                      | 2.4                      | 2.3                      |
| Avg. Stride Length [m] | 6.4                      | 7.8                      | 7.5                      | 7.5                      | 7.2                      |



- [ ] Ranking at each section and finish
- .-.- No data available at this section
- NA No data available



|                                |                |
|--------------------------------|----------------|
| Horse/Jockey Name              | Six Sides      |
| Final Rank                     | 2              |
| Fastest Section Time (Section) | 0:10.96 (800m) |
| Top Speed [km/h] (Section)     | 68.9 (Overall) |
| Race State                     | Finished       |



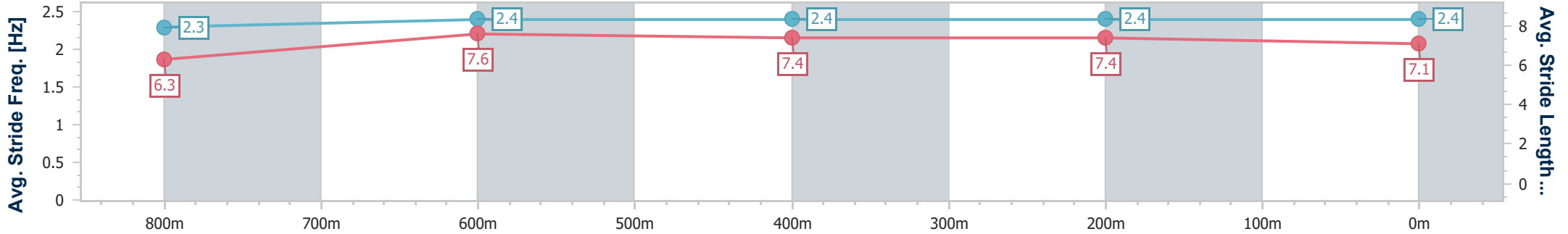
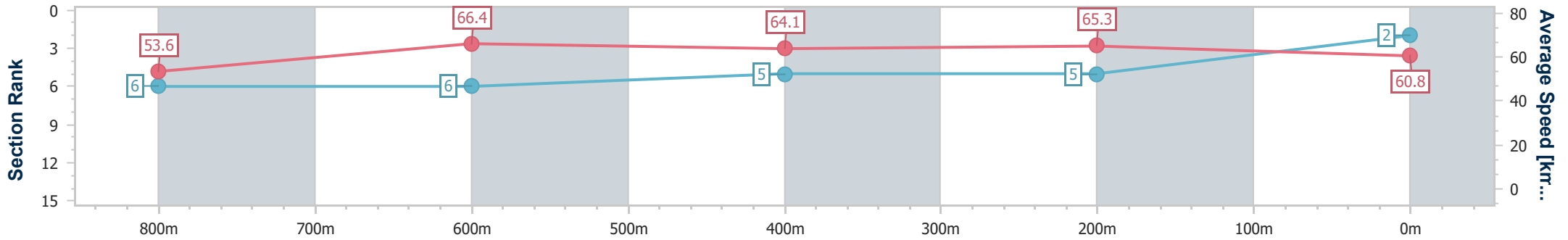
Sunshine Coast QLD Professional  
 Race 4: Martin Collins Australia QTIS Three-Year-Old  
 BENCHMARK 70 Handicap - 1000m



16 June 2023 - 17:12

Track Rating: Soft 6, Weather: Fine, Rail Position: +10m Entire

| Section                | Overall                  | 800m                     | 600m                     | 400m                     | 200m                     |
|------------------------|--------------------------|--------------------------|--------------------------|--------------------------|--------------------------|
| Section Times          | 0:58.59 [2]<br>(0:13.44) | 0:45.15 [6]<br>(0:10.96) | 0:34.19 [6]<br>(0:11.30) | 0:22.89 [5]<br>(0:11.03) | 0:11.86 [5]<br>(0:11.86) |
| Average Speed [km/h]   | 53.6                     | 66.4                     | 64.1                     | 65.3                     | 60.8                     |
| Top Speed [km/h]       | 68.9                     | 68.7                     | 65.0                     | 66.6                     | 64.9                     |
| Avg. Dist. to Rail [m] | 3.2                      | 2.4                      | 1.2                      | 1.1                      | 2.4                      |
| Avg. Stride Freq. [Hz] | 2.3                      | 2.4                      | 2.4                      | 2.4                      | 2.4                      |
| Avg. Stride Length [m] | 6.3                      | 7.6                      | 7.4                      | 7.4                      | 7.1                      |



- [ ] Ranking at each section and finish
- .-.- No data available at this section
- NA No data available



|                                |                |
|--------------------------------|----------------|
| Horse/Jockey Name              | En Pointe      |
| Final Rank                     | 3              |
| Fastest Section Time (Section) | 0:11.00 (800m) |
| Top Speed [km/h] (Section)     | 69.4 (Overall) |
| Race State                     | Finished       |



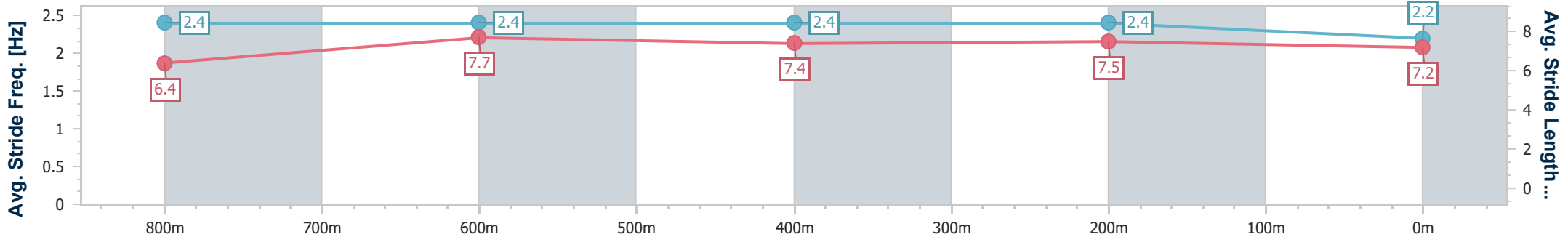
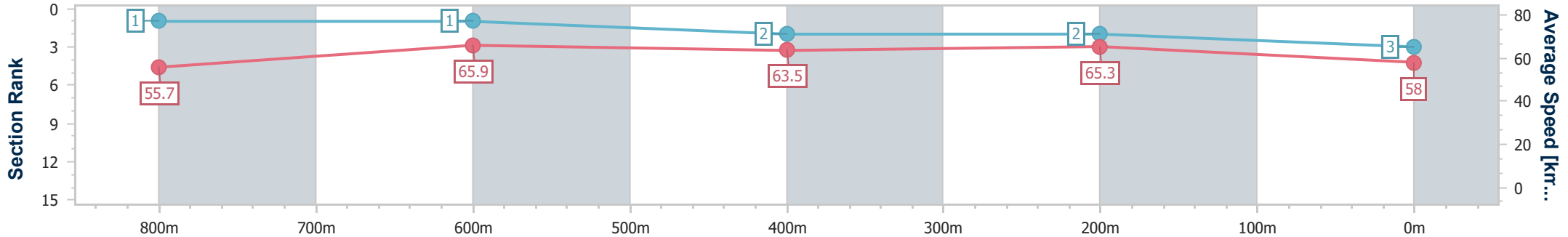
Sunshine Coast QLD Professional  
 Race 4: Martin Collins Australia QTIS Three-Year-Old  
 BENCHMARK 70 Handicap - 1000m



16 June 2023 - 17:12

Track Rating: Soft 6, Weather: Fine, Rail Position: +10m Entire

| Section                | Overall                  | 800m                     | 600m                     | 400m                     | 200m                     |
|------------------------|--------------------------|--------------------------|--------------------------|--------------------------|--------------------------|
| Section Times          | 0:58.77 [3]<br>(0:12.94) | 0:45.83 [1]<br>(0:11.00) | 0:34.83 [1]<br>(0:11.40) | 0:23.43 [2]<br>(0:11.04) | 0:12.39 [2]<br>(0:12.39) |
| Average Speed [km/h]   | 55.7                     | 65.9                     | 63.5                     | 65.3                     | 58.0                     |
| Top Speed [km/h]       | 69.4                     | 68.9                     | 65.7                     | 67.0                     | 62.6                     |
| Avg. Dist. to Rail [m] | 4.8                      | 1.8                      | 1.1                      | 0.2                      | 0.4                      |
| Avg. Stride Freq. [Hz] | 2.4                      | 2.4                      | 2.4                      | 2.4                      | 2.2                      |
| Avg. Stride Length [m] | 6.4                      | 7.7                      | 7.4                      | 7.5                      | 7.2                      |



- [ ] Ranking at each section and finish
- .-.- No data available at this section
- NA No data available



|                                |                |
|--------------------------------|----------------|
| Horse/Jockey Name              | Zoumteor       |
| Final Rank                     | 4              |
| Fastest Section Time (Section) | 0:11.02 (800m) |
| Top Speed [km/h] (Section)     | 68.6 (800m)    |
| Race State                     | Finished       |



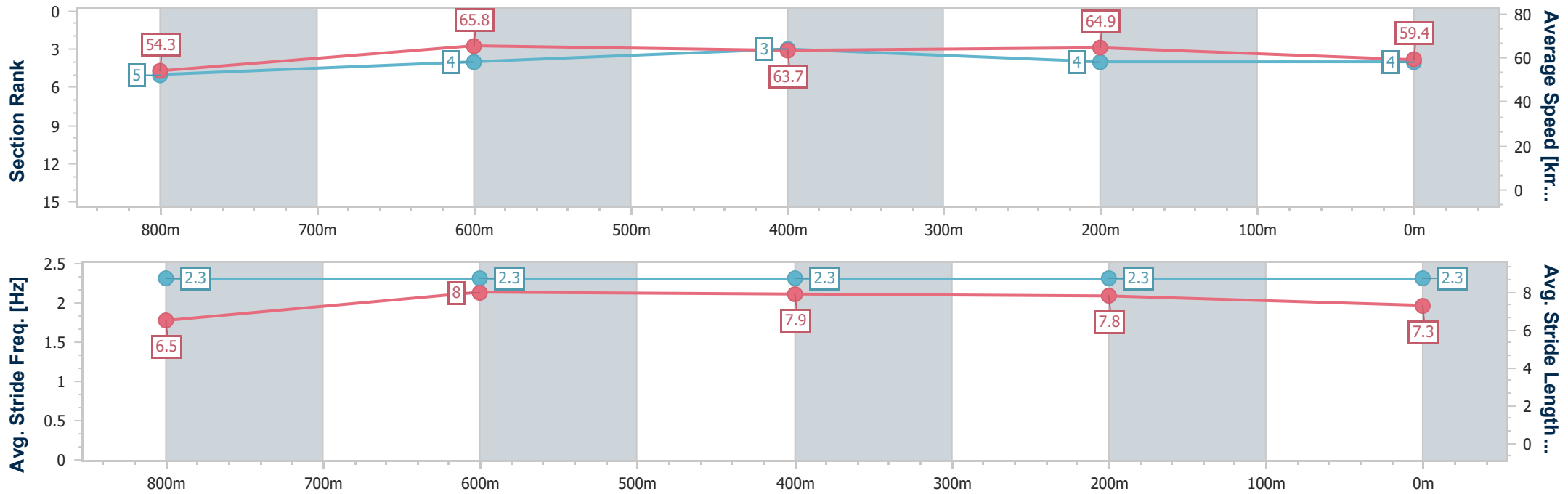
Sunshine Coast QLD Professional  
 Race 4: Martin Collins Australia QTIS Three-Year-Old  
 BENCHMARK 70 Handicap - 1000m



16 June 2023 - 17:12

Track Rating: Soft 6, Weather: Fine, Rail Position: +10m Entire

| Section                | Overall                  | 800m                     | 600m                     | 400m                     | 200m                     |
|------------------------|--------------------------|--------------------------|--------------------------|--------------------------|--------------------------|
| Section Times          | 0:58.85 [4]<br>(0:13.26) | 0:45.59 [5]<br>(0:11.02) | 0:34.57 [4]<br>(0:11.34) | 0:23.23 [3]<br>(0:11.09) | 0:12.14 [4]<br>(0:12.14) |
| Average Speed [km/h]   | 54.3                     | 65.8                     | 63.7                     | 64.9                     | 59.4                     |
| Top Speed [km/h]       | 68.0                     | 68.6                     | 64.8                     | 65.5                     | 63.5                     |
| Avg. Dist. to Rail [m] | 2.1                      | 1.5                      | 0.8                      | 2.7                      | 5.3                      |
| Avg. Stride Freq. [Hz] | 2.3                      | 2.3                      | 2.3                      | 2.3                      | 2.3                      |
| Avg. Stride Length [m] | 6.5                      | 8.0                      | 7.9                      | 7.8                      | 7.3                      |



- [ ] Ranking at each section and finish
- .-.- No data available at this section
- NA No data available



|                                |                |
|--------------------------------|----------------|
| Horse/Jockey Name              | Spanish Angels |
| Final Rank                     | 5              |
| Fastest Section Time (Section) | 0:10.95 (400m) |
| Top Speed [km/h] (Section)     | 67.8 (Overall) |
| Race State                     | Finished       |



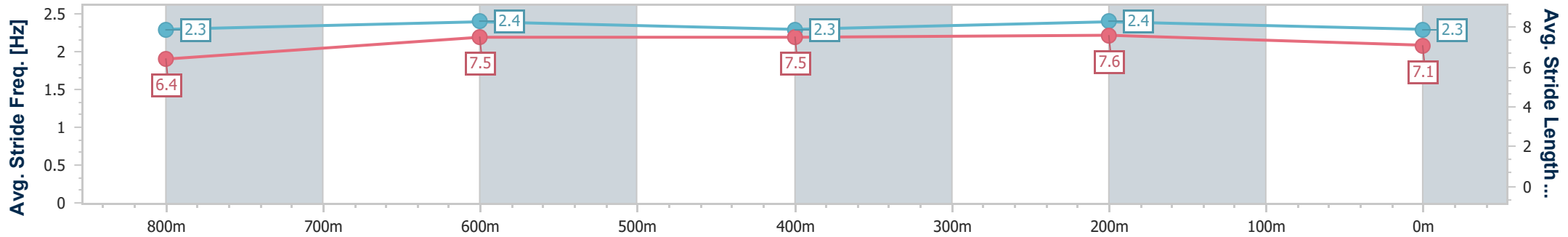
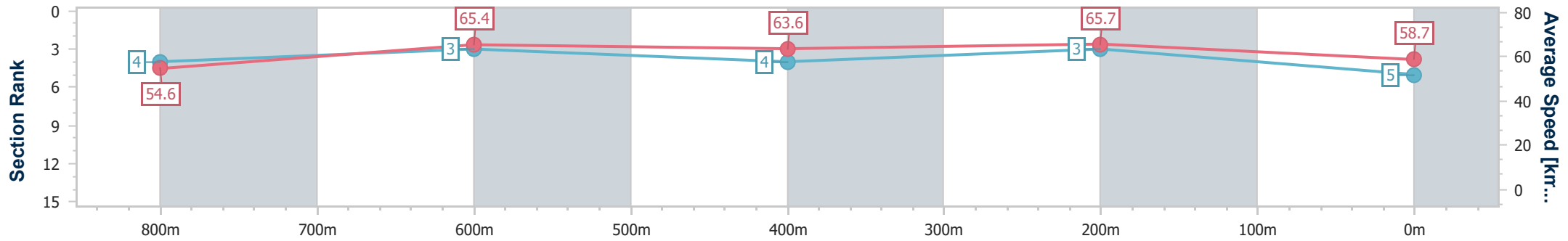
Sunshine Coast QLD Professional  
 Race 4: Martin Collins Australia QTIS Three-Year-Old  
 BENCHMARK 70 Handicap - 1000m



16 June 2023 - 17:12

Track Rating: Soft 6, Weather: Fine, Rail Position: +10m Entire

| Section                | Overall                  | 800m                     | 600m                     | 400m                     | 200m                     |
|------------------------|--------------------------|--------------------------|--------------------------|--------------------------|--------------------------|
| Section Times          | 0:58.86 [5]<br>(0:13.21) | 0:45.65 [4]<br>(0:11.04) | 0:34.61 [3]<br>(0:11.38) | 0:23.23 [4]<br>(0:10.95) | 0:12.28 [3]<br>(0:12.28) |
| Average Speed [km/h]   | 54.6                     | 65.4                     | 63.6                     | 65.7                     | 58.7                     |
| Top Speed [km/h]       | 67.8                     | 67.6                     | 64.5                     | 66.6                     | 64.4                     |
| Avg. Dist. to Rail [m] | 1.9                      | 1.1                      | 0.8                      | 2.1                      | 3.9                      |
| Avg. Stride Freq. [Hz] | 2.3                      | 2.4                      | 2.3                      | 2.4                      | 2.3                      |
| Avg. Stride Length [m] | 6.4                      | 7.5                      | 7.5                      | 7.6                      | 7.1                      |



- [ ] Ranking at each section and finish
- .-.- No data available at this section
- NA No data available



|                                |                 |
|--------------------------------|-----------------|
| Horse/Jockey Name              | Hoot 'N' Holler |
| Final Rank                     | 6               |
| Fastest Section Time (Section) | 0:10.91 (800m)  |
| Top Speed [km/h] (Section)     | 67.8 (Overall)  |
| Race State                     | Finished        |



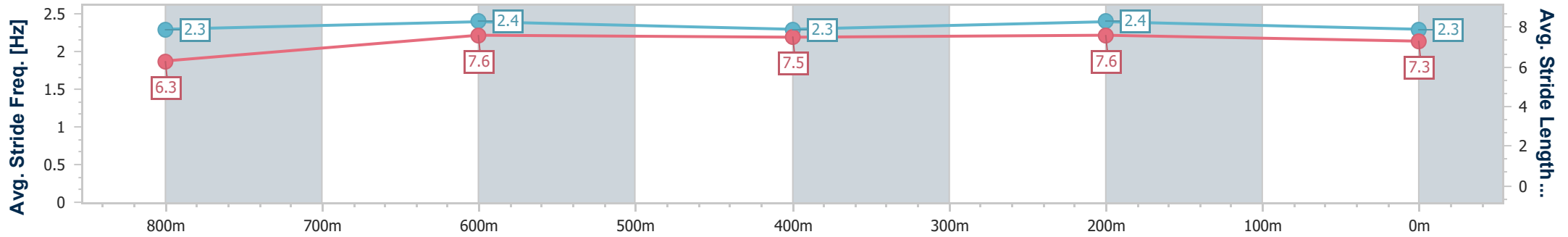
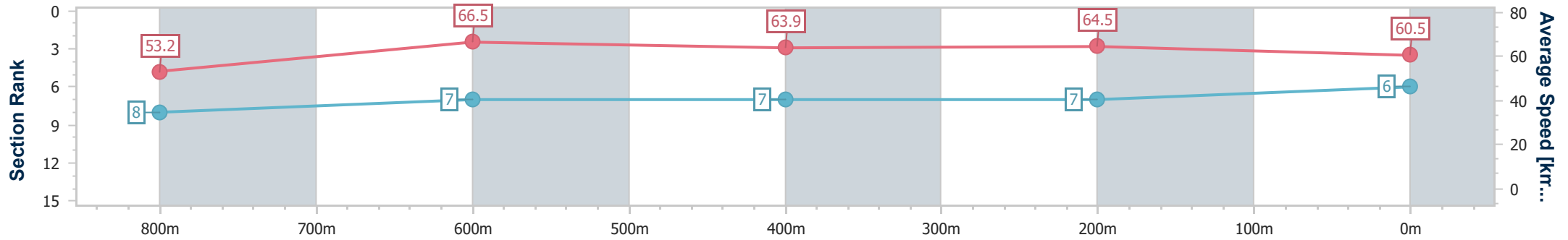
Sunshine Coast QLD Professional  
 Race 4: Martin Collins Australia QTIS Three-Year-Old  
 BENCHMARK 70 Handicap - 1000m



16 June 2023 - 17:12

Track Rating: Soft 6, Weather: Fine, Rail Position: +10m Entire

| Section                | Overall                  | 800m                     | 600m                     | 400m                     | 200m                     |
|------------------------|--------------------------|--------------------------|--------------------------|--------------------------|--------------------------|
| Section Times          | 0:58.96 [6]<br>(0:13.55) | 0:45.41 [8]<br>(0:10.91) | 0:34.50 [7]<br>(0:11.43) | 0:23.07 [7]<br>(0:11.15) | 0:11.92 [7]<br>(0:11.92) |
| Average Speed [km/h]   | 53.2                     | 66.5                     | 63.9                     | 64.5                     | 60.5                     |
| Top Speed [km/h]       | 67.8                     | 67.7                     | 65.1                     | 65.4                     | 62.7                     |
| Avg. Dist. to Rail [m] | 4.9                      | 2.0                      | 2.4                      | 2.0                      | 1.4                      |
| Avg. Stride Freq. [Hz] | 2.3                      | 2.4                      | 2.3                      | 2.4                      | 2.3                      |
| Avg. Stride Length [m] | 6.3                      | 7.6                      | 7.5                      | 7.6                      | 7.3                      |



- [ ] Ranking at each section and finish
- .-.- No data available at this section
- NA No data available





|                                |                 |
|--------------------------------|-----------------|
| Horse/Jockey Name              | Mishani Warfare |
| Final Rank                     | 7               |
| Fastest Section Time (Section) | 0:11.05 (400m)  |
| Top Speed [km/h] (Section)     | 66.3 (400m)     |
| Race State                     | Finished        |



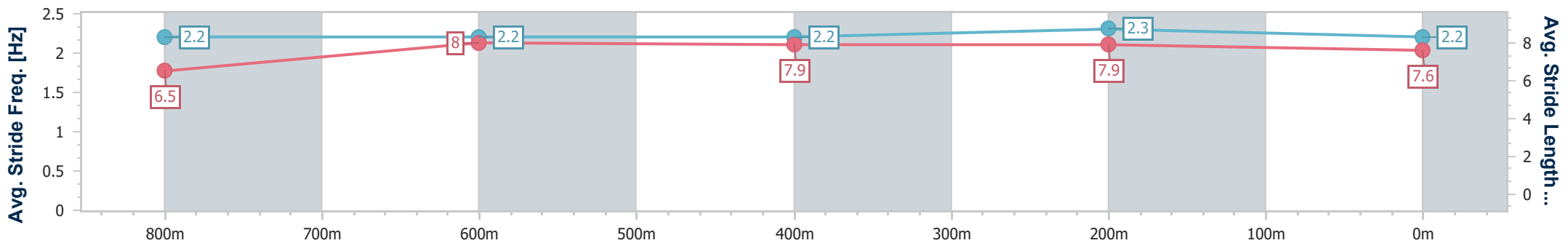
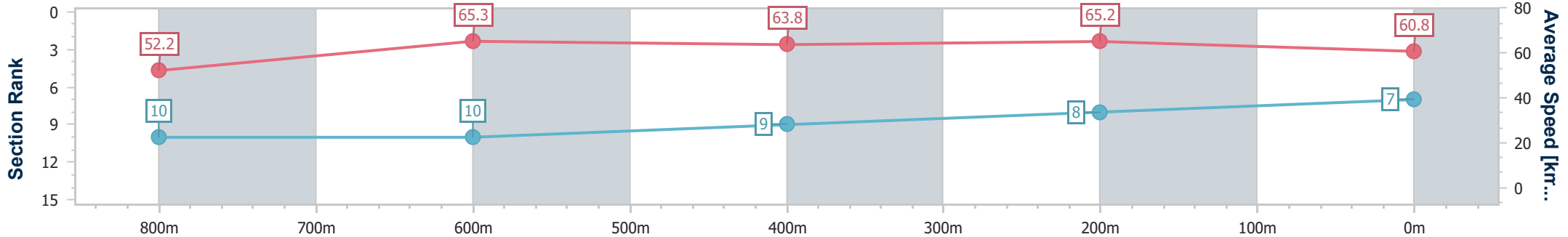
Sunshine Coast QLD Professional  
 Race 4: Martin Collins Australia QTIS Three-Year-Old  
 BENCHMARK 70 Handicap - 1000m



16 June 2023 - 17:12

Track Rating: Soft 6, Weather: Fine, Rail Position: +10m Entire

| Section                | Overall                  | 800m                      | 600m                      | 400m                     | 200m                     |
|------------------------|--------------------------|---------------------------|---------------------------|--------------------------|--------------------------|
| Section Times          | 0:59.07 [7]<br>(0:13.78) | 0:45.29 [10]<br>(0:11.08) | 0:34.21 [10]<br>(0:11.31) | 0:22.90 [9]<br>(0:11.05) | 0:11.85 [8]<br>(0:11.85) |
| Average Speed [km/h]   | 52.2                     | 65.3                      | 63.8                      | 65.2                     | 60.8                     |
| Top Speed [km/h]       | 66.1                     | 66.3                      | 65.0                      | 66.3                     | 64.5                     |
| Avg. Dist. to Rail [m] | 2.4                      | 1.3                       | 0.3                       | 0.4                      | 0.3                      |
| Avg. Stride Freq. [Hz] | 2.2                      | 2.2                       | 2.2                       | 2.3                      | 2.2                      |
| Avg. Stride Length [m] | 6.5                      | 8.0                       | 7.9                       | 7.9                      | 7.6                      |



- [ ] Ranking at each section and finish
- .-.- No data available at this section
- NA No data available



|                                |                |
|--------------------------------|----------------|
| Horse/Jockey Name              | Busting        |
| Final Rank                     | 8              |
| Fastest Section Time (Section) | 0:11.10 (400m) |
| Top Speed [km/h] (Section)     | 68.3 (Overall) |
| Race State                     | Finished       |



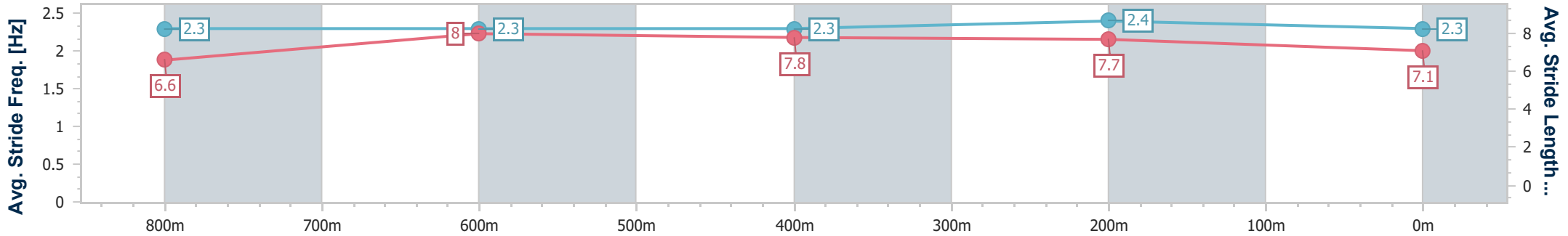
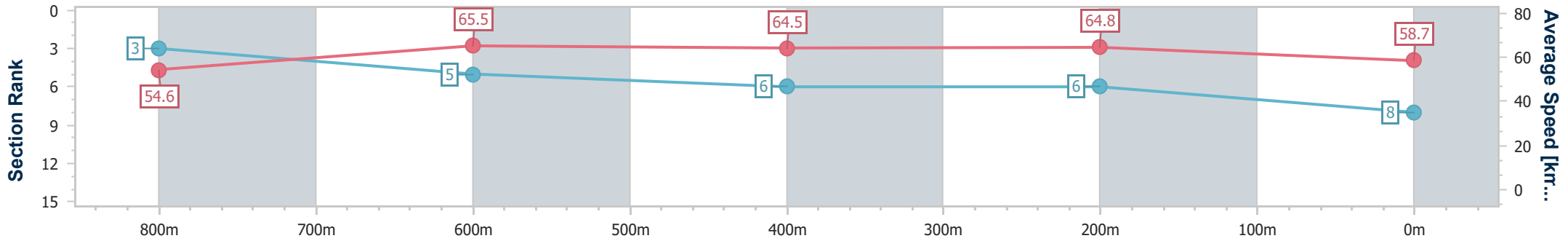
Sunshine Coast QLD Professional  
 Race 4: Martin Collins Australia QTIS Three-Year-Old  
 BENCHMARK 70 Handicap - 1000m



16 June 2023 - 17:12

Track Rating: Soft 6, Weather: Fine, Rail Position: +10m Entire

| Section                | Overall                  | 800m                     | 600m                     | 400m                     | 200m                     |
|------------------------|--------------------------|--------------------------|--------------------------|--------------------------|--------------------------|
| Section Times          | 0:59.15 [8]<br>(0:13.20) | 0:45.95 [3]<br>(0:11.16) | 0:34.79 [5]<br>(0:11.42) | 0:23.37 [6]<br>(0:11.10) | 0:12.27 [6]<br>(0:12.27) |
| Average Speed [km/h]   | 54.6                     | 65.5                     | 64.5                     | 64.8                     | 58.7                     |
| Top Speed [km/h]       | 68.3                     | 67.9                     | 66.1                     | 66.4                     | 63.4                     |
| Avg. Dist. to Rail [m] | 7.0                      | 3.9                      | 3.7                      | 5.5                      | 8.2                      |
| Avg. Stride Freq. [Hz] | 2.3                      | 2.3                      | 2.3                      | 2.4                      | 2.3                      |
| Avg. Stride Length [m] | 6.6                      | 8.0                      | 7.8                      | 7.7                      | 7.1                      |



- [ ] Ranking at each section and finish
- .-.- No data available at this section
- NA No data available



|                                |                |
|--------------------------------|----------------|
| Horse/Jockey Name              | Al Pal's Gal   |
| Final Rank                     | 9              |
| Fastest Section Time (Section) | 0:11.02 (400m) |
| Top Speed [km/h] (Section)     | 67.9 (800m)    |
| Race State                     | Finished       |



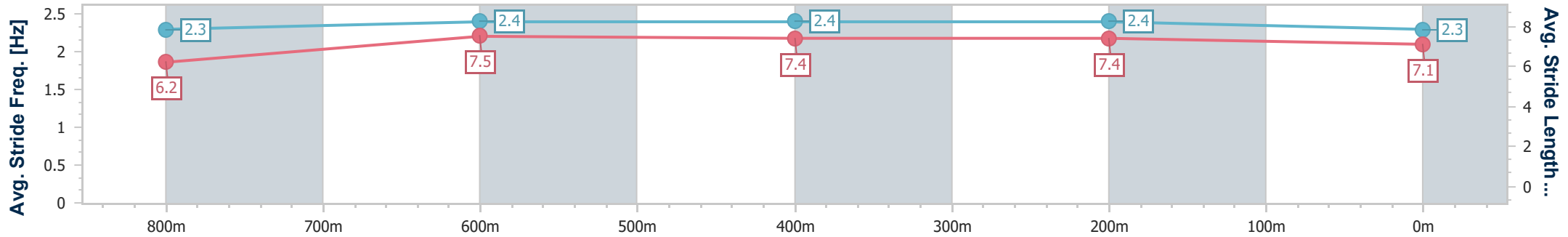
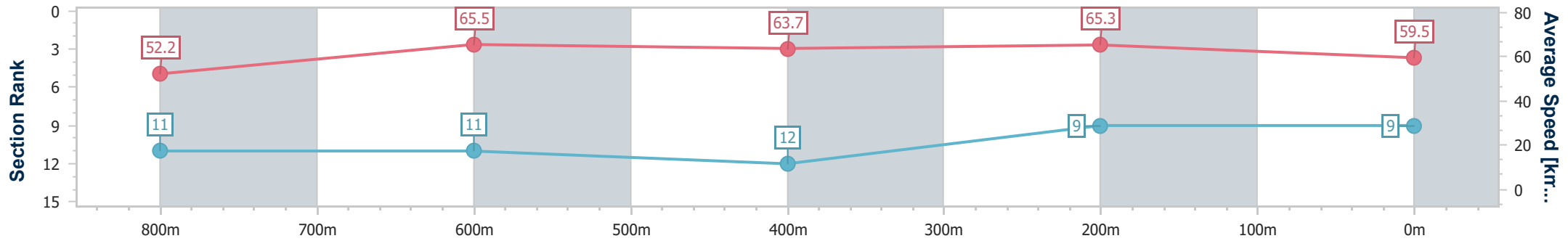
Sunshine Coast QLD Professional  
 Race 4: Martin Collins Australia QTIS Three-Year-Old  
 BENCHMARK 70 Handicap - 1000m



16 June 2023 - 17:12

Track Rating: Soft 6, Weather: Fine, Rail Position: +10m Entire

| Section                | Overall                  | 800m                      | 600m                      | 400m                      | 200m                     |
|------------------------|--------------------------|---------------------------|---------------------------|---------------------------|--------------------------|
| Section Times          | 0:59.37 [9]<br>(0:13.80) | 0:45.57 [11]<br>(0:11.08) | 0:34.49 [11]<br>(0:11.36) | 0:23.13 [12]<br>(0:11.02) | 0:12.11 [9]<br>(0:12.11) |
| Average Speed [km/h]   | 52.2                     | 65.5                      | 63.7                      | 65.3                      | 59.5                     |
| Top Speed [km/h]       | 67.4                     | 67.9                      | 65.5                      | 66.1                      | 63.1                     |
| Avg. Dist. to Rail [m] | 3.9                      | 1.9                       | 0.7                       | 2.2                       | 2.4                      |
| Avg. Stride Freq. [Hz] | 2.3                      | 2.4                       | 2.4                       | 2.4                       | 2.3                      |
| Avg. Stride Length [m] | 6.2                      | 7.5                       | 7.4                       | 7.4                       | 7.1                      |



- [ ] Ranking at each section and finish
- .-.- No data available at this section
- NA No data available



|                                |                |
|--------------------------------|----------------|
| Horse/Jockey Name              | Irish Maudie   |
| Final Rank                     | 10             |
| Fastest Section Time (Section) | 0:11.06 (800m) |
| Top Speed [km/h] (Section)     | 68.4 (800m)    |
| Race State                     | Finished       |



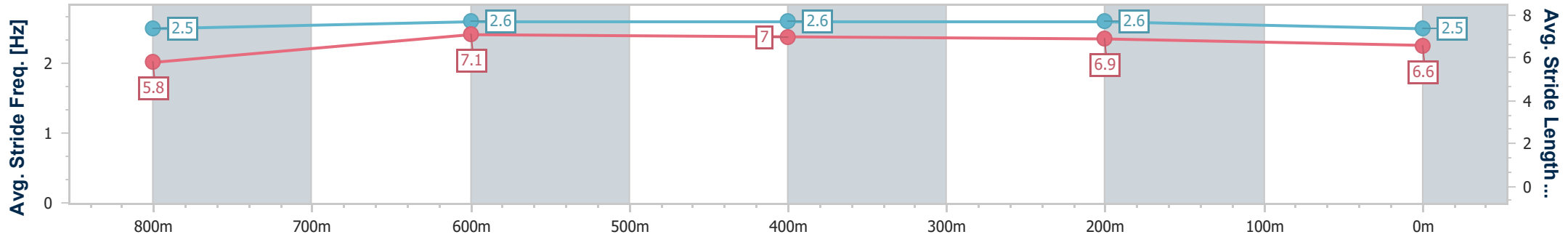
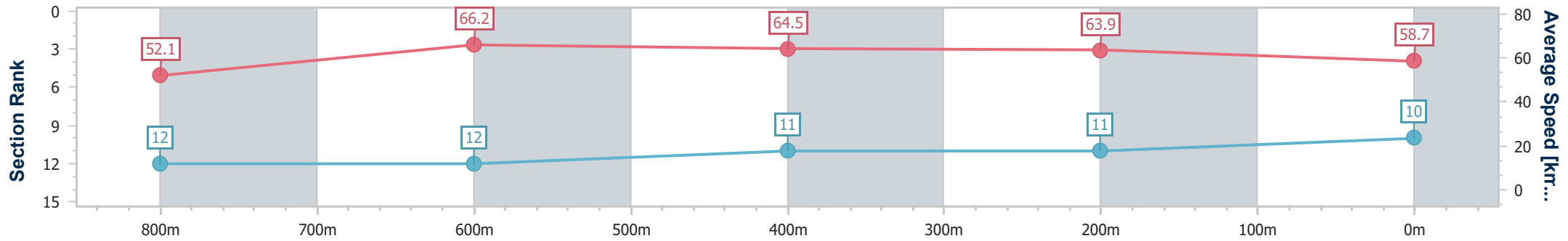
Sunshine Coast QLD Professional  
 Race 4: Martin Collins Australia QTIS Three-Year-Old  
 BENCHMARK 70 Handicap - 1000m



16 June 2023 - 17:12

Track Rating: Soft 6, Weather: Fine, Rail Position: +10m Entire

| Section                | Overall                   | 800m                      | 600m                      | 400m                      | 200m                      |
|------------------------|---------------------------|---------------------------|---------------------------|---------------------------|---------------------------|
| Section Times          | 0:59.74 [10]<br>(0:13.83) | 0:45.91 [12]<br>(0:11.06) | 0:34.85 [12]<br>(0:11.33) | 0:23.52 [11]<br>(0:11.27) | 0:12.25 [11]<br>(0:12.25) |
| Average Speed [km/h]   | 52.1                      | 66.2                      | 64.5                      | 63.9                      | 58.7                      |
| Top Speed [km/h]       | 67.7                      | 68.4                      | 65.1                      | 64.9                      | 63.2                      |
| Avg. Dist. to Rail [m] | 7.3                       | 4.1                       | 2.7                       | 3.7                       | 2.5                       |
| Avg. Stride Freq. [Hz] | 2.5                       | 2.6                       | 2.6                       | 2.6                       | 2.5                       |
| Avg. Stride Length [m] | 5.8                       | 7.1                       | 7.0                       | 6.9                       | 6.6                       |



- [ ] Ranking at each section and finish
- .-.- No data available at this section
- NA No data available



|                                |                |
|--------------------------------|----------------|
| Horse/Jockey Name              | Bean Groovy    |
| Final Rank                     | 11             |
| Fastest Section Time (Section) | 0:11.06 (800m) |
| Top Speed [km/h] (Section)     | 67.0 (800m)    |
| Race State                     | Finished       |



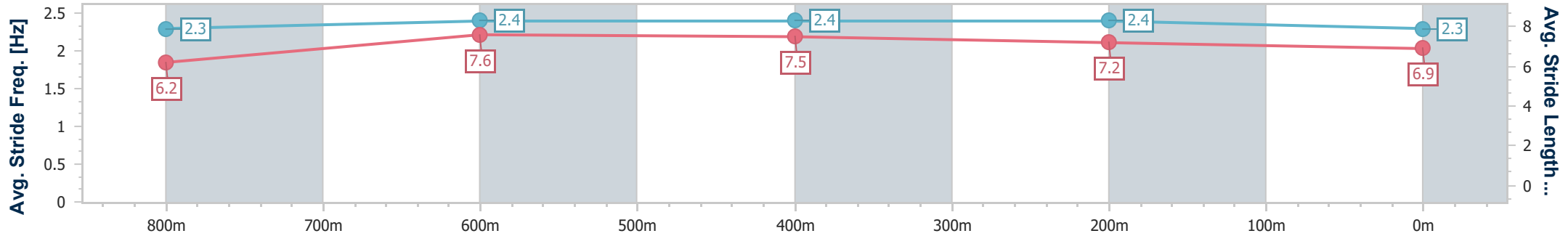
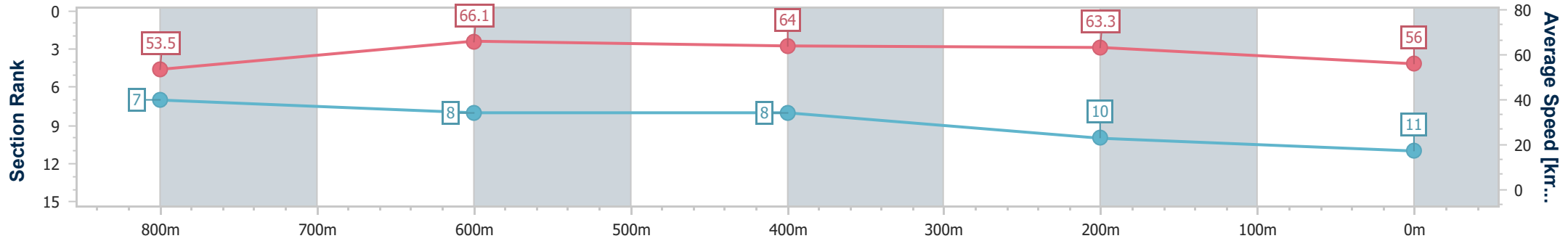
Sunshine Coast QLD Professional  
 Race 4: Martin Collins Australia QTIS Three-Year-Old  
 BENCHMARK 70 Handicap - 1000m



16 June 2023 - 17:12

Track Rating: Soft 6, Weather: Fine, Rail Position: +10m Entire

| Section                | Overall                   | 800m                     | 600m                     | 400m                     | 200m                      |
|------------------------|---------------------------|--------------------------|--------------------------|--------------------------|---------------------------|
| Section Times          | 1:00.17 [11]<br>(0:13.45) | 0:46.72 [7]<br>(0:11.06) | 0:35.66 [8]<br>(0:11.43) | 0:24.23 [8]<br>(0:11.39) | 0:12.84 [10]<br>(0:12.84) |
| Average Speed [km/h]   | 53.5                      | 66.1                     | 64.0                     | 63.3                     | 56.0                      |
| Top Speed [km/h]       | 66.8                      | 67.0                     | 64.4                     | 65.1                     | 60.4                      |
| Avg. Dist. to Rail [m] | 8.0                       | 3.7                      | 2.6                      | 3.7                      | 4.1                       |
| Avg. Stride Freq. [Hz] | 2.3                       | 2.4                      | 2.4                      | 2.4                      | 2.3                       |
| Avg. Stride Length [m] | 6.2                       | 7.6                      | 7.5                      | 7.2                      | 6.9                       |



- [ ] Ranking at each section and finish
- .-.- No data available at this section
- NA No data available



|                                |                |
|--------------------------------|----------------|
| Horse/Jockey Name              | Noted          |
| Final Rank                     | 12             |
| Fastest Section Time (Section) | 0:11.11 (800m) |
| Top Speed [km/h] (Section)     | 67.3 (800m)    |
| Race State                     | Finished       |



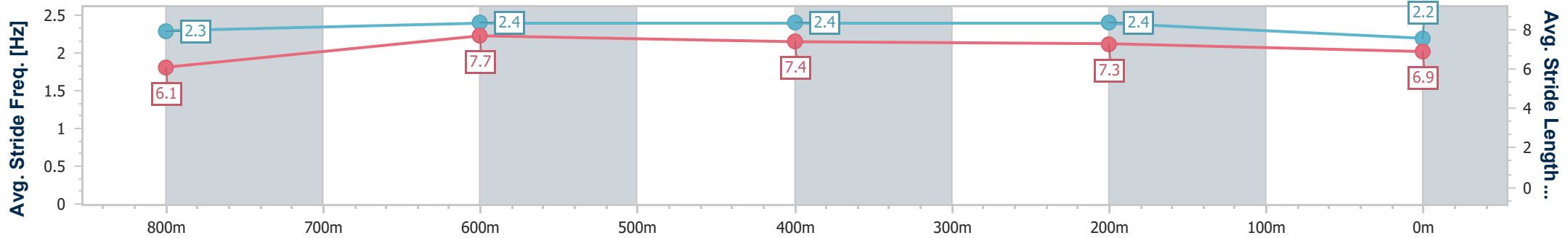
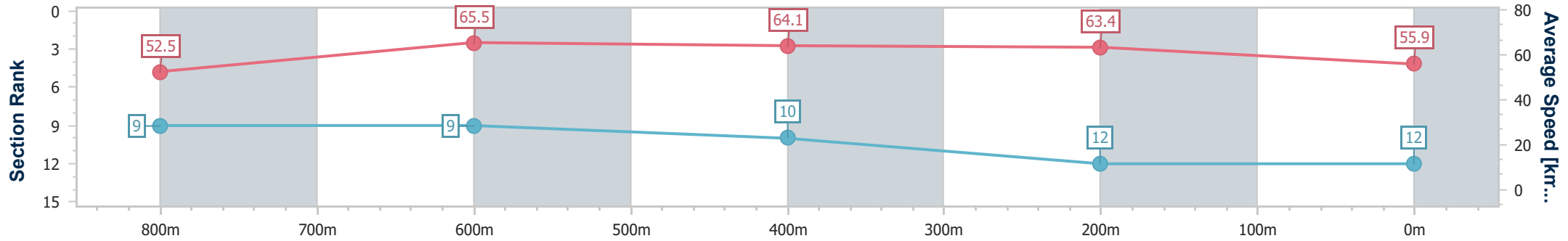
Sunshine Coast QLD Professional  
 Race 4: Martin Collins Australia QTIS Three-Year-Old  
 BENCHMARK 70 Handicap - 1000m



16 June 2023 - 17:12

Track Rating: Soft 6, Weather: Fine, Rail Position: +10m Entire

| Section                | Overall                   | 800m                     | 600m                     | 400m                      | 200m                      |
|------------------------|---------------------------|--------------------------|--------------------------|---------------------------|---------------------------|
| Section Times          | 1:00.40 [12]<br>(0:13.71) | 0:46.69 [9]<br>(0:11.11) | 0:35.58 [9]<br>(0:11.36) | 0:24.22 [10]<br>(0:11.35) | 0:12.87 [12]<br>(0:12.87) |
| Average Speed [km/h]   | 52.5                      | 65.5                     | 64.1                     | 63.4                      | 55.9                      |
| Top Speed [km/h]       | 65.6                      | 67.3                     | 65.2                     | 65.6                      | 61.7                      |
| Avg. Dist. to Rail [m] | 8.7                       | 2.4                      | 2.1                      | 4.7                       | 4.6                       |
| Avg. Stride Freq. [Hz] | 2.3                       | 2.4                      | 2.4                      | 2.4                       | 2.2                       |
| Avg. Stride Length [m] | 6.1                       | 7.7                      | 7.4                      | 7.3                       | 6.9                       |



- [ ] Ranking at each section and finish
- .-.- No data available at this section
- NA No data available